



# LIBRARIES

UNIVERSITY OF WISCONSIN-MADISON

## Wisconsin [men's basketball] 1997-98 media guide. 1997

Madison, Wisconsin: UW Sports Information Office, 1997

<https://digital.library.wisc.edu/1711.dl/62X7CYZCX7PUD83>


<http://rightsstatements.org/vocab/InC/1.0/>

The libraries provide public access to a wide range of material, including online exhibits, digitized collections, archival finding aids, our catalog, online articles, and a growing range of materials in many media.

When possible, we provide rights information in catalog records, finding aids, and other metadata that accompanies collections or items. However, it is always the user's obligation to evaluate copyright and rights issues in light of their own use.



# WISCONSIN



1997-98  
MEDIA GUIDE



*The New Home of  
Wisconsin Basketball*



UNIVERSITY  
OF  
WISCONSIN

KOHL CENTER





# Contents

## Basketball Facilities

The Kohl Center .....	2-4
The Field House .....	5-10

## The Centennial

Chronology .....	11-14
All-time Badger Lineups .....	15-16

## This is Wisconsin

UW-Madison .....	18-19
Madison, Wis. ....	20-21
Big Ten Conference .....	22-23
Alumni .....	24
Media Exposure .....	25
Academics .....	26
Campus Life .....	27
Sports Medicine .....	28
Conditioning .....	29
Facilities .....	30-31
Athletic Success .....	32

## Media Information

Coverage Guidelines .....	34-35
Reference .....	36-37
Primary Media .....	38
Staff Directory .....	39
Badgers on TV .....	40
Badgers on Radio .....	41
Postseason Tournaments .....	42

## 1997-98 Outlook

Season Preview .....	44-46
Rosters .....	47
Radio/TV Roster .....	48

## The 1997-98 Badgers

Hennsy Auriantal .....	50-51
David Burkemper .....	52-53
Ty Calderwood .....	54-55
Booker Coleman .....	56-57
Sean Daugherty .....	58-59
Duany Duany .....	60-61
Sean Mason .....	62-63
Sam Okey .....	64-65
Brian Vraney .....	66-67
Jon Bryant/Chris Chambers.....	68

Mike Kelley/Andy Kowske .....	69
Maurice Linton/John Moriarity.....	70
Mark Vershaw/Charlie Wills .....	71
Game-by-Game Statistics.....	72-80

## Personnel

Coach Dick Bennett .....	82-87
Asst. Coach Brad Soderberg.....	88
Asst. Coach Shawn Hood .....	89
Asst. Coach Brian Hecker .....	90
Admin. Asst. Paul Costanzo.....	91
Support Staff .....	92-93
Chancellor David Ward.....	94
Dir. of Athletics Pat Richter .....	95
Athletic Administration .....	96

## 1997-98 Opponents

Big Island Invitational .....	98-99
Marquette/Illinois State .....	100
Pepperdine/Temple .....	101
Toledo/Ball State .....	102
Coppin State/Nevada .....	103
Fresno State/UW-Milwaukee.....	104
Michigan .....	105
Ohio State .....	106
Michigan State .....	107
Penn State .....	108
Northwestern .....	109
Illinois.....	110
Indiana .....	111
Minnesota .....	112
Purdue .....	113
Iowa .....	114

## 1996-97 Review

Recap .....	116-117
Results .....	118

Statistics .....	119
Superlatives.....	120
Team Statistics.....	121
Game-by-Game Review .....	122-131
Big Ten Statistics .....	132-134

## Records

Badger Victories .....	136
Biggest Wins & Losses.....	137
Team Records.....	138-140
100-point Games.....	141
Career Records .....	142-143
1,000-point Scorers .....	144-147
Season Records .....	148-149
Game Records .....	150-151
Double-doubles .....	152-153
30-point Performances.....	154
Miscellaneous Scoring .....	155
Categorical Leaders .....	156-158
Field House Records .....	159
Freshmen Records.....	160-161
The Last Time .....	162

## History


All-Americans .....	164-165
Honors and Awards .....	166-169
NCAA Tournament .....	170
NCAA Teams .....	171
The NIT .....	172
In-season Tournaments .....	173
UW vs. Ranked Foes .....	174-175
Overtime Games.....	176
Year-by-Year Results.....	177-190
Series Scores.....	191-197
Series Records .....	198-199
Yearly Season Records .....	200-201
Yearly Statistics .....	202-203
Past Coaches .....	204-205
Letterwinners.....	206-208

## CREDITS

The 1997-98 Wisconsin Basketball Media Guide was produced by the UW Sports Information Office, Steve Malchow, Director. Written, edited and designed by Associate SID Justin Doherty. Contributing editors: Steve Malchow, Julie Kluge, Stephen Graddy, Lauren Price, Heather Van Peurse, Carla Swinehart. Cover design by Earl Madden. Printed by Straus Printing Co. of Madison, Wis. Cover photo of the 1997-98 Badger seniors by Del Brown. Inside front cover photo compliments of Chuck McEniry. Inside back cover photo by Joe Jackson. Back cover photo by David Stluka.

**COVER:** 1997-98 Wisconsin seniors (front, David Burkemper and Ty Calderwood; back, Booker Coleman, Sean Daugherty and Brian Vraney).

# Kohl Center



## PRIME BENEFACTORS

The Kohl Center, set to open in January, is named for U.S. Sen. Herb Kohl (D-Wisconsin), a 1956 graduate of the UW-Madison, who donated \$25 million to the project. Kohl's gift is the single largest private donation in University history. Kohl earned his Bachelor of Science degree in American Institutions from Wisconsin-Madison.

Former all-Big Ten basketball player Albert "Ab" Nicholas and his wife, Nancy Johnson Nicholas, pledged \$10 million toward the project. For their generosity, the facility's practice gymnasium will be named the Nicholas-Johnson Pavilion. Nicholas received his B.S. and M.B.A. degrees from the UW-Madison.

Another financial boost to the project came in the form of a \$2.5 million gift from the Kellner family — Jack F. and his sons, Ted and Jack W. — of Milwaukee. All three Kellners received degrees from the University of Wisconsin-Madison.

## THE CONSTRUCTION

The facility will cost \$76 million with \$49 million coming from private gifts and \$27 million in state program revenue bonds, which will be repaid with proceeds from operation of the Kohl Center by the Department of Athletics. There will be no taxpayer or University funding involved in the construction or operation of the Kohl Center.

## EVENTS TO BE STAGED

Wisconsin men's and women's basketball, UW-Madison commencements, WIAA state high school tournaments (boys' and girls' basketball and wrestling), musical concerts, summer sports camps and clinics and special events. The building will accommodate Wisconsin hockey at a future date.

## CAPACITY

The Kohl Center will seat 16,500 for basketball. That figure includes 7,500 seats in the lower seating bowl and 4,500 in each of the two balconies. The unique

design of the Kohl Center (with two overhanging balconies) guarantees that all fans will be close to the playing floor with excellent sight lines. The facility is expected to seat approximately 11,000 for hockey.

## HANDICAPPED SEATING

The Kohl Center will be fully accessible to disabled fans restricted to wheelchairs. Seating will exist for 165 handicapped fans along with their companions. The locations are divided between court level, and the first and second concourses. Disabled parking locations are convenient to the building. The facility will have fully accessible TDD phones, doorways, restrooms and concession stand counters for handicapped patrons. A public access elevator will be available for all fans to use. Services for the hearing impaired are available.



# Kohl Center

## SPACIOUS LOCKER ROOMS

The Kohl Center will be the new site for the UW men's and women's basketball and, eventually, hockey locker rooms. Four other locker rooms (for visitors or multiple teams during tournaments) also will be in the arena.

The 2,200-square foot, state-of-the-art locker areas are being designed with the needs of student-athletes in mind, including consideration for team organizational meetings, an athletes' social area and study areas.

There will also be a lounge area with a sound system, video room, computers available in the study room and, of course, a spacious dressing and shower area complete with multiple outlets and lighted mirrors.

## BUILDING SIZE AND DIMENSIONS

The Kohl Center will encompass 450,000 gross square feet rising 90 feet above the ground. The building includes two full-service con-

"That is going to be a state-of-the-art building and will be a great place for everyone — not only players, but fans, as well. We will miss the Field House. It has been a wonderful facility for us, but I think everyone is excited to move. It is going to bring our entire program together into one facility."

Dick Bennett

courses, with the main concourse ceiling measuring 23 feet high.

## LOADING DOCK

The Kohl Center will offer a 30,000 square foot loading dock. There is enough space to house four semi-trucks for large events

in the building. The facility is designed to allow a semi-truck to drive onto the floor for unloading.

## LUXURY SUITES



There will be 36 suites (28 in the Kohl (lower) concourse and eight in the Kellner (upper) concourse) in the Kohl Center. Each suite is designed to hold 16 individuals.

## NICHOLAS SUITES

Located on the first concourse inside the front door will be a reception room capable of hosting pregame, in-game and postgame gatherings. The room has a capacity of 200 people and can be divided into three smaller rooms. Full food and beverage service is available. These reception rooms may be rented by an organization or the public on a per-game basis. Fans will have a full view of the court from these rooms.



# Kohl Center



Wisconsin Gov. Tommy Thompson (left) joined Badger head coach Dick Bennett and U.S. Sen. Herb Kohl at the Kohl Center groundbreaking ceremonies in the fall of 1996.

## RETAIL STORE

A full-service retail store will be on-site at the Kohl Center. It will be open during normal business hours plus offer extended hours on game days. Several portable retail vending locations will be located throughout the arena.

## AUXILIARY GYM

The Nicholas-Johnson Pavilion will house three full-size basketball courts to be used for practice sessions when the Kohl Center is booked for other events. Pregame booster club functions will be scheduled in the gym.

## SUPPORT STAFF AREAS

Many of the athletic department's support staffs will have auxiliary areas in the Kohl Center. They include sports medicine, equipment and laundry, and strength and conditioning.

## TICKET OFFICE

The athletic department ticket office will move its operation into the Kohl Center. The "will-call" window and ticket purchase window will be located in an indoor lobby. An additional six ticket purchase windows on the exterior

of the Kohl Center will handle walk-up sales.

## FAN AMENITIES

A state-of-the-art sound system will be implemented in the Kohl Center and TV monitors (capable of showing replays) will be wired to the luxury suites and above concessions stands throughout the building. The Field House scoreboard will be moved into the Kohl Center.

## Fun Facts

- The Kohl Center is the second-largest arena in the Big Ten.
- It would take 1,351,990,520 hockey pucks to fill the Kohl Center.
- The 40,000 cubic yards of concrete in the Kohl Center could build a sidewalk from Madison to Chicago.
- The 30,000 square feet of glass in the Kohl Center is enough for 166 homes.

## MEDIA ACCOMMODATIONS

A full-service media work and interview room will be behind the stands on the court level. Working locations will include video/statistics monitors, phone jacks and power outlets. A dark-room for photographers also will be located near the media work-room.

## ARCHITECTURAL DESIGNERS

H.O.K. of Kansas City and Venture Architects of Milwaukee. H.O.K. worked on Oriole Park at Camden Yards (Baltimore), Coors Field (Denver), the United Center (Chicago) and Anaheim Arena. Venture Architects was involved with the Bradley Center in Milwaukee.

## PROJECT MANAGER

The Hammes Corporation of Milwaukee.

## GENERAL CONTRACTOR/ CONSTRUCTION MANAGER

Oscar J. Boldt of Milwaukee and Appleton, Wis.



# The Field House

In the late 19th century, responding to a wave of public interest in gymnastics and other forms of indoor exercise and recreation, several of the more prestigious colleges and universities in the eastern United States began to build large and elaborate gymnasiums to meet the growing demand. Harvard and Yale set the pace, and about that same time, introduced to the sport of basketball by James Naismith, a Canadian-born physical education instructor, many more American enthusiasts began to fill the gyms as spectators of the exciting new game.

At the University of Wisconsin, where the original gymnasium, an old wooden structure on Bascom Hill, had been destroyed by fire, there was strong sentiment to build a replacement. Funding, however, was problematic. But in 1891, when the Wisconsin State Legislature passed a mill tax to help fund a dairy building and law school for the UW and an armory for the state, legislators managed to include a new gym in the package.

The state's decision to build an armory was directly related to a spate of civil disorders, most in the form of tumultuous labor disputes, that were occurring around the country. In Chicago, there was the Haymarket Riot; in Pennsylvania, the Homestead War; in Wisconsin there were two occasions in the 1880s when the National Guard was called out in response to riotous conflicts in Milwaukee and Superior. An urban armory, authorities reasoned, would provide a centralized staging area for the Guard to assemble and train, and could serve as a storehouse for arms and munitions.

Some regional governments responded pragmatically by erecting dual purpose facilities to serve as both armories and gyms. One such structure, the Eighth Regiment Armory in New York, was featured nationally in architectural publications and in *Harper's Weekly* magazine, and it was that particular con-



*A hulking shell early in its construction, the Field House was dismissed as "Little's Folly" by some local critics who contended that the 8,000-seat arena would be far too large.*

figuration that provided much of the inspiration for a design submitted to the State of Wisconsin and UW by the Madison firm of Porter and Conover. In 1892, after raising the appropriation for the project from \$75,000 to \$100,000, the UW Board of Regents accepted a bid from T.C. McCarthy to construct the Gymnasium and Armory on the lakefront of lower Langdon Street at a projected cost of \$97,373.

By spring of 1894, construction was complete. In addition to the military specifications, which featured a large drill hall (93 x 160 feet), a smaller room for artillery drill, the commandant's office, and a broad main staircase to enable a battalion of troops to march up and down in columns of four, the Gymnasium/Armory also was fitted out for a wide range of sporting and physical activities.

On the third floor was the gymnasium proper (65 x 160 feet) containing gymnastic apparatus, a baseball batting cage and rowing machines. Surrounding that area was a 440-yard running track, and adjacent, two rifle ranges. Basketball would be played on the second floor in what otherwise served as the main hall for military

drill. At ground level were bowling alleys, a locker room and a swimming tank.

The final cost, including equipment, was \$122,058. Upon inspection, UW President Charles K. Adams pronounced the facility "not only larger, but also more perfectly adapted to the wants of physical culture than any other institution of the kind in the country."

For the next 35 years, the Gymnasium/Armory served a cross section of purposes. In addition to being a headquarters for the National Guard, the building was used by the UW's branch of the Reserve Officers Training Corps (ROTC). Student events abounded, including large assemblies, concerts, proms and pep rallies. For the UW community and extended public, there were addresses and political speeches by such nationally notable figures as William McKinley, William Jennings Bryan, Eugene Debs and Upton Sinclair. In 1902 and 1904, the building was the site of Republican state conventions, spanning the final two terms of Robert M. La Follette, Sr., as governor.

And then there was its use as a basketball arena.

# The Field House

Originally designed to accommodate 2,240 spectators during a period when the UW's enrollment was barely 800 and the intercollegiate game was still in its infancy, the Armory by 1910 had already grown too small for the size of the crowds. With an enrollment approaching 2,000, and expanding to more than 7,000 by the close of World War I, the UW had to make do for the better part of the next 20 years.

In the earliest days, there was the necessity of making certain adjustments to the ventilation and electrical lighting systems. In 1905, alerted by the infamous collapse of the New York armory, the University added buttresses to the north (rear) wall and also shored up the foundation. The only other major modification was the eventual addition of an annex to the east side of the building to increase crowd capacity slightly.

Complicating the issue considerably was Wisconsin's basketball success. From 1899 to 1929, Badger teams sported a winning edge of better than 80 percent for home games and won 11 Big Ten titles. Eight of those titles occurred during the extended tenure of the legendary Walter "Doc" Meanwell, who coached at the UW from 1912 to 1917, and again from 1921-34, guiding his teams to an overall record of 246-99 and a winning percentage of .712.

With excellence, of course, came other considerations. The alumni began to agitate for a larger and better facility. Intramural athletes, as well as those representing the University in other varsity sports, com-

plained of inadequate space for competitions and practices. Ticket scalping became epidemic. By the 1920's sportswriters were referring to the facility as "the little cigar box gym," and at one point, circa 1927, Meanwell himself was quoted by the *Chicago Tribune* as calling it "a foul-smelling rat trap."

If the general impetus for improvement already was present, it was not until the arrival in 1925 of George Little, formerly an assistant football coach at Michigan, that the full potential for change was clearly defined. Hired at Wisconsin in the twofold capacity of head football coach and athletics director, Little served for two years on the sidelines of Camp Randall Stadium, then gave up his gridiron duties to make administration his primary focus.


Improving the athletics physical plant was Little's greatest priority, and at the top of his list was replacing the Armory. By 1927, he had produced a detailed master plan for the general renewal or construction of several facilities, the Armory and a boat house among them, but the overall cost of \$3 million was considered prohibitive by the state. Citing economic hardship, Governor Fred R. Zimmerman

vetoed the proposal. But in 1928, acting through a dummy corporation set up previously to fund the Van Hise dormitories and provide furnishings for the Memorial Union, the regents approved a \$350,000 loan and granted UW the permission to proceed with planning for a major multipurpose structure at the south end of Camp Randall. Zimmerman left office in 1929, succeeded by Walter J. Kohler, Sr., who gave the project his blessing.

The news of "Little's Folly," as it was called by some doubting wags until its eventual success and acceptance, was greeted with a combination of fond anticipation and sheer incongruity. Designed by State Architect Arthur Peabody in concert with Paul Cret of the Laird and Cret firm, the building would reflect the strong influences of Lathrop Hall, another UW project created by Laird and Cret with Peabody's assistance some 20 years previous. Those architectural influences, predicated on the classic Italian Renaissance style, came together in a large and imposing structure replete with enormous round-headed windows, recessed panels suggesting columns, and the decorative use of Bedford limestone

and terra cotta trim. The facing was sandstone rubble, a material once plentiful in quarries west of Madison and very much in character with many other campus buildings, including the Van Hise dorms.


In some critics' view, the structure was pompous, dream-like and grandiose. It might develop into a masterpiece, some reasoned, or a potential white



*The Field House served as a boxing facility and packed in a record 15,200 fans for a dual match in 1940.*



# The Field House



*Wisconsin vs. Purdue, February, 1938*

elephant of mammoth proportions.

Size, in fact, more than materials or ambience, was the element seized upon quickly by most early critics. With a planned seating capacity in excess of 8,000, at a time when the UW's enrollment was 8,400, there was reason for detractors to suggest that it would never be filled. The additional notion that capacity could someday be expanded to nearly 13,000 through the installation of a second balcony only seemed to underscore doubts.

From the time initial bidding was opened in June 1929 through dedication in December 1930, the project moved along smoothly. The Quinn Construction Company of Madison was retained to do the excavation and foundation, and William Christenson of Racine was hired as the general contractor. The cost was \$453,756, with \$51,000 to be repaid by the Division of Intercollegiate Athletics through revenues and private gifts over the course of the following 10 years.

Once again, the UW had established a facility that was comparable in merit to any of its kind in the country. At 200 feet by 240 feet, the Field House was large enough to accommodate two portable basketball courts for practice, and one

large court for regulation play. Football and baseball squads could use it for workouts as needed in the spring and fall, and a cinder track of one-eighth mile ringed the inside perimeter to allow, albeit very snugly, for the staging of track and field.

In 1933-34, boxing was introduced as an intercollegiate sport at UW and proved immensely popular with spectators. The Field House became a mecca for fans of the fight game and Wisconsin rewarded its supporters with a program that soon developed into the finest in the nation, earning eight NCAA team titles over the next 26 years and boasting numerous individual champions.

The excitement that surrounded boxing, coupled with the continuing competitiveness of the basketball team well into the 1950s, made seating expansion a necessity much sooner than anyone had anticipated. By January 1936, the second balcony was installed. Official capacity reached 13,000, but with floor seating added for boxing, the Field House could accommodate considerably larger crowds. The all-time attendance record for a single event was 15,200, set in 1940 at a dual match with Washington State.

The basketball team, regrouping

for much of the '30s, returned to prominence with a Big Ten championship in 1941, then climaxed its all-time greatest season with an NCAA title later that year. The Badgers won the Big Ten again in 1947, and between 1942 and 1949 finished, or tied for, second three times. For the UW coaches, John J. Walsh in boxing and Harold "Bud" Foster in basketball, and for their athletes and thousands of fans, those were glorious years.

Apart from men's basketball and boxing, the Field House has been used extensively by other UW squads, including wrestling, women's basketball and volleyball. Another long-time user, the Wisconsin Interscholastic Athletic Association (WIAA), has rented the facility annually for many years to host state high school basketball and wrestling tournaments.

Other uses, particularly for crowds larger than either the Wisconsin Union Theater or Stock Pavilion can hold, have included orientations, commencements, concerts, pep rallies, student carnivals and homecoming shows. The Field House also has been the venue for campus visitors as diverse as the Dalai Lama and the Grateful Dead.

As years passed, however, times, interests and priorities began to change. Boxing was discontinued at Wisconsin in 1960. Between the mid-'50s and early 1990s, the basketball program fell on protracted hard times and attendance dipped precipitously, often to as few as 3,000 to 5,000 per game. As the Division of Intercollegiate Athletics suffered a shortage of revenues and funding in such critical areas as capital maintenance, the Field House began to grow slowly outmoded and in need of renewal and repair.

In 1974, driven in great part by the wishes of the WIAA, there was a major renovation at a cost of \$671,000, nearly half as much again as the cost of original construction. Improvements included the installation of permanent bleachers on the lower level and a permanent floor, expansion of locker rooms and con-

# The Field House

cession areas, and cosmetic detailing.

At the close of the 1980s, major personnel and policy changes in both the UW administration and the Division of Intercollegiate Athletics led to changing priorities and a renewed commitment to athletics excellence. Wisconsin's program had shown good balance overall for nearly 20 years, including some truly outstanding team and individual efforts, but certain critical areas remained in need of substantial reinforcement. Football and basketball were the major programs targeted, and with an influx of quality coaching and recruiting, the enthusiastic support of Badger fans, and increased revenues reflecting the resurgent interest of Badger supporters, the program began to take a quantum leap forward.

With greater human and fiscal resources, coupled with a reorganized and modernized administrative system, virtually all of the UW teams stepped up a notch or two in quality, most noticeably football and men's and women's basketball. Accompanying that upturn, the number of spectators increased — in each case dramatically — and that rejuvenation of interest brought a greater demand for tickets than at any other time in UW history. There were greater demands placed upon the aging Field House, and with that, came mounting impetus for the decision that a new arena be built.

In the 1980s, and again in 1994, feasibility studies were conducted to determine the best available site for construction of the project. The consensus recommendations pointed to a parcel of UW and privately owned land near the intersection of West Dayton and Francis Streets, adjacent to the southeast dormitory complex and the Southeast Recreational Facility (SERF). Within the next year, preliminary planning for construction of the Kohl Center was under way.

*(Written by Fred Milverstedt,  
UW Foundation)*

## Field House Attendance

Year	All Games			Big Ten Games			Season High
	G	Attend.	Avg.	G	Attend.	Avg.	
1941	12	130,150	10,846	6	71,150	11,858	14,000
1942	11	116,050	10,550	7	74,800	10,686	14,000
1943	11	118,000	10,727	6	69,000	11,500	14,000
1944	10	84,200	8,420	6	58,700	9,783	14,000
1945	11	98,000	8,909	6	55,500	9,250	11,500
1946	11	96,900	8,809	6	65,500	10,917	14,000
1947	11	124,700	11,336	6	78,600	13,100	13,800
1948	10	130,900	13,090	6	79,000	13,167	13,500
1949	12	150,000	12,500	6	78,500	13,083	13,500
1950	11	139,500	12,681	6	78,000	13,000	13,000
1951	11	130,550	11,868	7	89,350	12,764	13,000
1952	11	132,000	12,000	7	83,200	11,857	13,000
1953	11	129,726	11,793	9	107,026	11,892	13,500
1954	11	108,192	9,836	7	77,229	11,032	13,500
1955	11	92,150	8,377	7	71,800	10,257	12,100
1956	11	66,100	6,009	7	47,100	6,729	10,000
1957	11	57,529	5,230	7	33,929	4,847	7,193
1958	11	61,448	5,586	7	40,871	5,839	8,200
1959	11	58,527	5,321	7	32,317	4,617	7,410
1960	12	75,216	6,268	7	53,253	7,608	12,187
1961	10	65,685	6,569	7	47,843	6,835	13,472
1962	13	88,681	6,822	7	63,512	9,073	13,545
1963	13	88,905	6,839	7	57,244	8,178	12,088
1964	10	69,873	6,987	7	56,870	8,124	13,217
1965	10	63,823	6,382	7	47,380	6,769	9,538
1966	12	85,199	7,100	7	61,737	8,819	11,573
1967	11	116,855	10,623	7	74,789	10,684	12,729
1968	11	104,346	9,486	7	66,845	9,549	11,926
1969	11	112,949	10,268	7	72,956	10,422	11,569
1970	11	97,686	8,881	7	63,869	9,124	12,392
1971	12	81,051	6,754	7	47,967	6,852	7,953
1972	12	79,922	6,660	7	51,730	7,390	8,235
1973	11	84,242	7,658	7	53,549	7,650	8,236
1974	13	98,346	7,565	7	63,183	9,026	12,204
1975	15	82,981	5,532	9	44,120	4,902	7,462
1976	14	72,996	5,214	9	52,845	5,872	9,363
1977	13	90,609	6,970	9	61,643	6,849	8,501
1978	14	122,075	8,720	9	81,423	9,047	11,238
1979	14	114,945	8,210	9	76,062	8,451	12,204
1980	15	115,960	7,731	9	82,430	9,159	11,895
1981	15	101,606	6,774	9	65,109	7,234	9,026
1982	13	65,505	5,039	9	49,618	5,513	9,281
1983	15	113,617	7,574	9	73,258	8,140	11,442
1984	13	98,280	7,560	9	76,050	8,450	11,019
1985	15	103,795	6,920	9	74,170	8,241	9,868
1986	15	112,131	7,475	9	77,536	8,615	11,092
1987	15	110,876	7,392	9	78,002	8,667	11,866
1988	14	110,545	7,896	9	78,866	8,762	11,068
1989	17	161,810	9,518	9	95,388	10,599	11,886
1990	14	142,291	10,164	9	96,740	10,749	11,898
1991	17	171,680	10,099	9	97,960	10,884	11,924
1992	17	160,580	9,446	9	95,019	10,558	12,305
1993	17	176,578	10,387	9	101,603	11,289	11,500
1994	16	184,000	11,500	9	103,500	11,500	11,500
1995	15	171,292	11,419	9	103,500	11,500	11,500
1996	18	202,381	11,243	9	104,445	11,605	11,993
1997	14	160,624	11,473	9	103,934	11,548	11,719



# The Field House

## “Memories”

“Ohio State was ranked No. 1 nationally and was the defending national champion with Jerry Lucas, John Havlicek and Mel Nowell. OSU had a 47-game winning streak and we were in second place in the Big Ten. Coaches John Erickson and John Orr prepared us well and we rose to the occasion. We played great man-to-man defense individually and as a team. I was assigned the pleasure of guarding Havlicek and held him to three baskets. Offensively, we were in the proverbial ‘zone’, with everyone contributing. The fans wound up carrying us off the court. Great memories!”

*Ken Seibel, on the  
Badgers’ upset win over  
No. 1 Ohio State in 1962*

“I remember sitting in the locker room before the games and hearing capacity crowds yelling and cheering even before our team came on the floor. Students and fans in the first and second balconies used to stomp their feet on the floors, which the team could easily hear in the dressing room. This added to the verbal din and created a particularly exciting atmosphere for all of us. I played in the early 1950s and the capacity of the Field House was larger then. Almost all games were played before capacity crowds in those days and the fan support, particularly in close games, was nearly deafening.”

*Paul Morrow, Badger  
center, 1952-54*

“My fondest recollections are of the intimacy the fans had with the players, not only during the game but before and after, as well. The proximity of the seats to the court was a major advantage in terms of support, but having our locker

room tunnel exit right into a public walkway allowed fans access to the players that you don’t see much these days.

“Against Purdue in my freshman year, it was so cold outside that you could actually see your breath as we warmed up before the game!

“I also remember the voice of the late Jack Rane (former Field House p.a. announcer), who was a good friend to many of us.”

*Tim Locum, Badger  
guard, 1988-91*

“We defeated Marquette for the first time in 15 tries during the 1978-79 season. With two minutes left in the game, the crowd knew we had it won and stood and began screaming. I recall looking at Danny Hastings and not being able to hear a thing except a high-pitched humm. I also felt like I was being lifted off the floor. At the buzzer, I jumped onto the scorer’s table to cheer the crowd.

“We also beat Michigan State and Magic Johnson at the buzzer on Wes Matthews’ halfcourt shot. After it went in, the crowd poured onto the floor and lifted us above their heads to cut the nets. Michigan State won the national title that season.

“I remember: the popcorn smells and knowing it was game time; the noise level; the incredible fans and seeing the same faces in the same seats — tremendous loyalty and support; the band was outstanding and played with such heart and energy — we memorized most of the songs and always knew what parts of the game they would be played. (Band director Mike Leckrone) was a show by himself.”

*Joe Chernelich, Badger  
forward, 1977-80*

“In 1979, after Michigan State locked up a share of the Big Ten title in the next-to-last game, it had to play at Wisconsin. With the game tied in the final seconds, Earvin (Johnson) wanted to pressure the ball. Spartan coach Jud Heathcote said, ‘Get back, get back!’ Matthews promptly hit a 55-footer to win it. MSU went on to win the national championship, of course, and would have finished with 16 straight wins if it had beaten the Badgers.

“I froze at the Field House every year. It’s the only arena in the country where I’ve worn gloves while typing a story!”

*Jack Ebling, veteran  
sportswriter, Lansing  
State Journal*

“I remember: Bud Foster, Don Rehfeldt and Bobby Cook — one of the best shooters I ever saw; the boxing on Friday nights and basketball the next day; the smoke at the end of some games was so thick you could hardly see the floor; 10 degrees below zero outside and 100 degrees inside — great place, great memories!”

*Bob Brooks, longtime  
radio voice of the Iowa  
Hawkeyes*

“It’s either too hot or too cold, and the person sitting behind you has his knees pressed against your back. It’s also one of the loudest arenas in the Big Ten and, in the last two years, the atmosphere probably has been a major factor in the Badgers playing in the postseason.

“In a time where many ‘fans’ go to sterile arenas more to be seen than to see a game, the Field House crowd is a throwback. Just throw on a red shirt and a pair of jeans and you’re ready to watch some

# The Field House

basketball. I can look behind me and see the same folks who've had season tickets for years.

"The noise can be deafening. Even wearing a headset, there are times when I can't hear myself talk — such was the case during games last season against Iowa and Minnesota, two of the more important victories in recent memory, featuring endings UW backers will never forget.

"There have been other special moments like Patrick Tompkins' last-second lay-in to beat the Gophers, Sean Daugherty's buzzer-beater against Penn State and Tracy Webster carrying his team to a come-from-behind overtime win in just his second game as a Badger.

"There have been many disappointments, but the fans keep coming back. Gone are the days of the 'faithful 5,000.' Those 5,000 are still here, but another 6,500 have joined them. They don't care about the 'old barn' being cramped or too hot. They just care about the home team. The Kohl Center has a tough act to follow."

*Matt Lepay, radio voice of the Badgers*

"Bud Foster's first year as head coach in 1934-35 we shared the league title with Purdue and Illinois; the Big Ten and NCAA championships in 1941 — we hosted two NCAA Regional games and won both; boxing titles in 1939-42-43-47-48-52 and 56, all won in the Field House; Dale Bowers' two FTs with no time left to tie the game vs. Marquette and send it to overtime; the win over top-ranked Ohio State in 1962; Ken Barnes' school-record 42 points in 1965; defeating Michigan State in three overtimes in 1977; Rick Olson's 29 points vs. Michigan State and 39 vs. Michigan in back-to-back games in 1984."

*Jim Mott, former UW Sports Information Director*

"My memories began as a grade-schooler when I would fake illness on the first day of the state tourna-

ment and stay home and listen to the first round of games from my bedroom. I imagined what it was like to play in the Field House.

"In high school I attended each state tournament game and watched from the upper balcony. Finally, I began coaching high school ball and my very last high school game in 1976 was in the Field House when my team lost the state title game.

"Then I had the opportunity to bring my UW-Green Bay teams to the Field House to play in its 'unfriendly' confines. Finally, my dream was fulfilled when the Field House became my friendly home. I still get excited every time I set foot on the Field House floor. We go back a long way."

*Dick Bennett, head coach*

"I've had the opportunity to be a part of many special moments during my career at the Field House. There have been buzzer-beaters and many big upsets — games against Temple, Penn State, Indiana, Iowa and Minnesota come to mind as victories I'll never forget. The atmosphere that has been created by our fans, the student section and our terrific band is unmatched anywhere. There is no question they have been a huge part of our recent success. We all have hopes for similar conditions in the Kohl Center. However, the Field House will always be in a class by itself."

*Sean Daugherty, current Badger tri-captain*

"Having grown up in Madison, my memories of the Field House are many and varied. On one of my first visits to the Field House I watched a Badger boxing match against LSU in the early 1950s and the atmosphere was electric. Attending the State High School Boys' Basketball Tournament as a youngster, then having the chance to play for Madison East and win the state title in 1958 in the Field

House was the greatest thrill for a high school athlete.

"I'd have to say, however, that being a member of the Badger team that, in 1962, upset the great Ohio State team led by Jerry Lucas and John Havlicek was exceptional. The game was the Badgers' from start to finish. Players stepped up to play better than ever. The crowd was incredibly enthusiastic and the Badgers beat the Buckeyes 86-67 in a game that will never be forgotten."

*Pat Richter, former Badger basketball player and current UW Director of Athletics*

"Nobody has generated more attention by his mere presence in the UW Field House than the General, himself. Like his old plaid jackets and oversized red sweaters, Indiana's Bob Knight has always been the subject of curiosity.

"On this night, a Monday night (Feb. 16, 1987), this Knight was joined by ESPN's Dick Vitale as a national television audience watched the first-place Hoosiers, ranked No. 2 in the nation, and the last-place Badgers, rated a huge underdog. Fifty-four minutes and 56 seconds later, they were still watching as Dean Garrett rebounded Joe Hillman's airball and scored along the baseline to give the Hoosiers a pulsating 86-85 victory in triple overtime.

"Knight used his postgame forum to vent on the Big Ten for agreeing to take part in the second half of these made-for-prime-time, double-headers. Meanwhile, an emotionally drained Steve Yoder, who had just seen his team drop to 1-12 in the conference, thanked his players for not quitting. The Badgers came up short on points, not heart. It was a night to remember."

*Mike Lucas, veteran Madison sportswriter and commentator*



# The Centennial

The Wisconsin basketball program is commemorating its 100th anniversary in 1997-98. Following is a chronological list of highlights from the first 99 years of Badger basketball.

## DECEMBER, 1898

Six years after the advent of the new sport of basketball, Bob Burdick, John Mapel, Carl Sillman, Paul Stover and Captain Walter Hirschberg make up the first Wisconsin Badger basketball team. Dr. J.C. Elsom is the first UW coach.

## JAN. 21, 1899

Wisconsin plays its first game and falls to the Milwaukee Normal Alumni, 25-15, in Milwaukee.

## MARCH 4, 1899

The Badgers play their first home game. The Milwaukee Normal Alumni edge Wisconsin, 13-10, and the Badgers finish their first season 0-3.

## FEB. 15, 1900

Wisconsin defeats Wayland Academy, 25-15, for the first victory in school history.

## MARCH, 1902

After completing a 10-game schedule (all on the road), the Badgers finish the year with a 7-3 record, their first winning season.

## DEC. 2, 1904

Emmett Angell coaches the Badgers for the first time and watches his team rout Sparta's Company C, 75-10. Christian Steinmetz scores 50 points in the victory to set a pre-modern, single-game scoring mark.



## JANUARY, 1905

The Badgers make their first road trip to the East and come home with a 2-6 mark after games in New Jersey, New York, Pennsylvania and Ohio.

## SPRING, 1905

Christian Steinmetz finishes the season with 462 points, setting a Wisconsin season scoring mark that would stand for 61 years. Steinmetz is later named the Badgers' first all-American.

## MARCH 15, 1907

Wisconsin defeats Purdue, 37-10, to secure an 11-3 record and a share of the school's first Big Ten title.

## MARCH 16, 1912

First-year coach Walter Meanwell, known as the "Little Doctor", guides the Badgers to a 32-21 win over Indiana to complete an unbeaten season at 15-0. Wisconsin wins the Big Ten title outright and will win or share the conference crown seven more times before Meanwell's coaching career ends in 1934.

## MARCH 16, 1918

Despite dropping a 19-11 decision to Minnesota, first-year coach Guy Lowman's Badgers win the school's sixth Big Ten championship in 12 years.

## DEC. 18, 1930

The Badgers defeat Penn, 25-12, in the dedication game for the new Wisconsin Field House.

## FALL, 1934


Harold "Bud" Foster, a former all-America player for the Badgers, takes over as head coach. Foster will hold that position for 25 years, longer than any other basketball coach in school history.

## SPRING, 1935

In his first season as head coach, "Bud" Foster leads the Badgers to the Big Ten title with a 15-5 record.

## MARCH 29, 1941

The "Cinderella" Badgers, lower division finishers in the



# The Centennial

Big Ten just one year earlier, top Washington State, 39-34, to win the NCAA Tournament. The UW's John Kotz is named tournament MVP. Team captain Gene Englund is the Big Ten MVP and earns all-America honors.

## SPRING, 1942

Wisconsin has the Big Ten MVP for the second straight season when John Kotz earns the award. Kotz also garners all-America kudos.

## MARCH, 1947

The 15-5 Big Ten champion Badgers are invited to play in the NCAA Eastern Regionals in New York's Madison Square Garden. Wisconsin takes third place in the East by squeaking past Navy, 50-49, after losing the opener, 70-56, to CCNY.

## FEB. 28, 1949

Junior Don Rehfeldt takes 37 shots in a 70-47 trouncing of Iowa. Rehfeldt's 37 field goal attempts still stand as a single-game Wisconsin record.

## SPRING, 1950

After being named the Big Ten's MVP, Don Rehfeldt becomes Wisconsin's last all-American to date. He finishes his career as the school's all-time leading scorer with 1,169 points. Rehfeldt also is picked second overall in the NBA Draft.

## JAN. 3, 1953

Center Paul Morrow grabs what remains a school-record 30 rebounds in a 50-46 victory over Purdue.

## JAN. 27, 1962

Despite Boilermaker Terry Dischinger's UW Field House-record 50 points (the mark still stands), the Badgers defeat Purdue 89-86.

## MARCH 3, 1962

The Badgers defeat a top-ranked Ohio State squad (86-67) that features all-Americans John Havlicek and Jerry Lucas, as well as reserve forward Bob Knight. The powerful Buckeyes see their 47-game winning streak come to an end.

## MARCH 11, 1963

Senior Ken Seibel earns the team's MVP award for the third consecutive season. He remains the Badgers' only three-time MVP.

## MARCH 8, 1965

Ken Barnes scores a school-record 42 points, along with 23 rebounds, in a 92-73 loss to Indiana. Barnes' mark stands alone until Michael Finley matches it in December of 1994.

## MARCH 11, 1967

With 12 seconds remaining in the season finale against Illinois, sophomore Chuck Nagle makes a layup to tie Christian Steinmetz as the school's single-season scoring leader with 462 points.

## Badgers in the NBA Draft

Year	Player	Team	Round	Overall Pick
1950	Don Rehfeldt	Baltimore	1st	2nd
1952	Ab Nicholas	Milwaukee	—	Team's 5th pick
1954	Paul Morrow	Rochester	—	Team's 8th pick
	Ron Weisner	Milwaukee	—	Team's 12th pick
1955	Dick Cable	Milwaukee	—	Team's 2nd pick
1956	Dick Miller	New York	—	Team's 9th pick
1963	Ken Siebel	Baltimore	6th	47th
	Ron Jackson	Baltimore	9th	70th
1964	Jack Brens	New York	9th	73rd
1966	Ken Barnes	Baltimore	16th	109th
1968	Joe Franklin	Milwaukee	5th	63rd
1969	James Johnson	Boston	7th	93rd
	John Schell	Milwaukee	8th	100th
1970	Albert Henry	Philadelphia	1st	12th
1971	Clarence Sherrad	Chicago	8th	134th
1972	Gary Watson	Philadelphia	10th	146th
1974	Kim Hughes	Buffalo	3rd	45th
	Kerry Hughes	Cleveland	8th	129th
1976	Dale Koehler	Cleveland	8th	123rd
	Bob Johnson	Detroit	10th	161st
1980	Wes Matthews	Washington	1st	14th
	Joe Chnelich	New York	4th	82nd
1981	Claude Gregory	Washington	2nd	41st
	Larry Petty	Los Angeles	7th	157th
1984	Cory Blackwell	Seattle	2nd	29th
1986	Rick Olson	Houston	7th	158th
1987	J.J. Weber	Milwaukee	3rd	64th
1995	Michael Finley	Phoenix	1st	21st
	Rashard Griffith	Milwaukee	2nd	38th
1997	Paul Grant	Minnesota	1st	21st



# The Centennial

Fouled on the play, Nagle converts the free throw and sets the record.

## DEC. 9, 1967

The Badgers set a school single-game scoring record with a 120-82 win over Southern Methodist.

## MARCH 2, 1968

Senior Joe Franklin pulls down a career-high 27 rebounds in a 104-84 victory over Purdue — his final game at the UW Field House. Franklin ends his collegiate career one week later having amassed 858 boards for what still is a school-record 11.9 rebounds per game.

## MARCH 9, 1968


Only one year after Chuck Nagle snaps Wisconsin's 62-year-old single-season scoring mark set by Christian Steinmetz, Joe Franklin registers 30 points in the season finale at Northwestern to finish the campaign with a school-best 544 points.

## MARCH 13, 1971

Senior co-captain Clarence Sherrod scores 27 points in a season-ending loss at Michigan to finish the year with 570 points. It is the third time in five seasons that the Badgers have a new all-time single-season scoring leader.

## JAN. 5, 1976

The Badgers record the greatest comeback in school history when they erase a 22-point (47-25) deficit and gain an 82-81 overtime victory over Ohio State at the UW Field House.



## MARCH 3, 1979

Guard Wes Matthews hits a halfcourt shot as time expires as the Badgers defeat Magic Johnson and eventual NCAA champion Michigan State 83-81 at the UW Field House.

## DEC. 30, 1979

The Badgers connect on 32 of 43 field goal attempts (.744) to set a single-game school record and defeat Army 78-54.

## MARCH 10, 1981

Claude Gregory scores 29 points and grabs 17 rebounds in his last game as a Badger. He leaves the school as Wisconsin's career leader in points (1,745) and rebounds (904).

## DEC. 2, 1985

In a non-conference matchup with San Francisco State, senior Rick Olson makes 17 field goals in a 90-61 Badger victory. Olson's 17 field goals tops the previous

school record of 16 set nearly 27 years earlier by Bob Litzow.

## MARCH 9, 1986

Setting a school record by starting every game (112) in his four-year career, Rick Olson guides Wisconsin past Northwestern, 70-68. Olson scores 26 points in the game and misses becoming the school's career scoring leader by nine points. However, he does become the UW's single-season scoring champion with 571 points.

## FEB. 16, 1987

In one of the most infamous games in school history, the Badgers take eventual NCAA champion

Indiana to three over-

times before falling 86-85 at the UW Field House before a capacity crowd and national television audience.

## MARCH 8, 1987

Mike Heineman scores 20 points, grabs seven rebounds and hands out nine assists in his final game as a Badger. Heineman ends his career as Wisconsin's all-time assist leader with 388.

## DEC. 14, 1988

The Badgers record the widest margin of victory in school history with an 89-34 win over Denver at the UW Field House.

## MARCH 15, 1989

The Badgers, under Coach Steve Yoder, make their first-ever appearance in the National Invitation Tournament and defeat New Orleans, 63-61, at the UW Field House. It is Wisconsin's first postseason appearance since the 1947 NCAA Tournament.

# The Centennial

## MARCH 20, 1989

Danny Jones scores 24 points in the season finale against St. Louis. His 611 points establishes a new single-season school scoring record.

## FEB. 15, 1990

Danny Jones snaps Wisconsin's career scoring mark with his first basket of a game against Ohio State. Jones ends his career with 1,854 points.

## MARCH 13, 1991

The Badgers make their second NIT appearance in three years and defeat Bowling Green 87-79 (OT) at the UW Field House. Wisconsin, however, is eliminated from the tournament five days later by Stanford.

## MARCH 25, 1992

Former New York Knicks coach Stu Jackson is hired as Wisconsin's 11th head coach.

## FEB. 13, 1993

Badger sophomore Michael Finley goes head-to-head with Purdue all-American Glenn Robinson. Finley scores 33 points and adds a school-record 10 steals but the Boilermakers prevail 90-87 in double overtime behind Robinson's 42 points.

## MARCH 17, 1993

Wisconsin qualifies for its third National Invitation Tournament in five years but loses 77-73 to Rice in the first round at the UW Field House.

## NOV. 22, 1993

The Badgers are ranked 25th by the Associated Press, their first national ranking by the A.P. since January of 1976.

## MARCH 17, 1994

Led by Michael Finley, Tracy Webster and Rashard Griffith, Coach Stu Jackson's Badgers

defeat Cincinnati 80-72 in the school's first NCAA Tournament game since 1947. Wisconsin is eliminated two days later by Missouri.

## DEC. 10, 1994

Michael Finley scores a school record-tying 42 points in a 92-76 loss at Eastern Michigan. Finley registers 33 points in the second half to set the school mark for points in a half.

## JAN. 14, 1995

Michael Finley breaks Danny Jones' school career scoring mark in the first half of the Badgers' 74-67 win at home over Minnesota. Finley goes on to finish his career with 2,147 points.

## MARCH 31, 1995

Dick Bennett is hired from UW-Green Bay as Wisconsin's 13th head coach, replacing Stan Van Gundy.

## JUNE 28, 1995

Forward Michael Finley becomes Wisconsin's first first-round NBA draft choice since 1980 when he is selected 21st overall by Phoenix.

## MARCH 13, 1996

Coach Dick Bennett's Badgers defeat Manhattan 55-42 in the first round of the National Invitation Tournament at the UW Field House. The Badgers are eliminated five days later by Illinois State.

## JAN. 4, 1997

Wisconsin snaps a 31-game losing streak to Indiana with a 71-58 victory over the Hoosiers at the

## Milestone Victories

Below is a list of Wisconsin's milestone basketball victories:

1	at Wayland Academy (25-15), Feb. 23, 1900
100	Illinois (27-10), Jan. 13, 1912
200	at Purdue (24-18), March 13, 1918
300	Michigan (26-22), Jan. 9, 1928
400	Chicago (40-32), Feb. 29, 1936
500	Michigan (55-44), Feb. 10, 1945
600	at Louisiana State (82-66), Dec. 19, 1953
700	Northwestern (93-87 OT), Feb. 23, 1965
800	Southern Methodist (74-73), Dec. 28, 1973
900	Florida A&M (100-56), Nov. 26, 1983
1000	at Northwestern (74-57), Jan. 24, 1991

UW Field House. The Badgers lead 17-0 before Indiana scores.

## FEB. 26, 1997

Seven-foot center Paul Grant sets a school record with a 15-for-15 performance at the free throw line in a 49-48 victory over Iowa at the UW Field House.

## MARCH 8, 1997

The Badgers lock up the school's second NCAA Tournament bid in 50 years with a 66-65 upset win over No. 2-ranked Minnesota at the UW Field House. It is the UW's first win over a first or second-ranked opponent since 1962. The win is the Badgers' 18th of the season and makes the '96-97 squad just the second in school history to win that many regular-season games.

## MARCH 14, 1997

The Badgers lose 71-58 to Texas in the first round of the NCAA Tournament at Pittsburgh's Civic Arena.

## JUNE 25, 1997

Paul Grant becomes UW's second first-round NBA draft choice in three years when he is selected 21st overall by Minnesota.



# The Centennial

## All-time Badger Lineups

### 1946-47

Robert Cook, F, Jr.  
Exner Menzel, F, Sr.  
Edward Mills, C, Jr.  
Glen Selbo, G, Sr.  
Walter Lautenbach, G, Sr.  
*Top Subs*  
Robert Haarlow, C, So.

### 1947-48

Robert Cook, F, Sr.  
Edward Mills, F, Sr.  
Don Rehfeldt, C, So.  
Douglas Rogers, G, Jr.  
James Moore, G, So.  
*Top Subs*  
Larry Pokrzywinski, F, So.  
Fred Schneider, F, So.

### 1948-49

Fred Schneider, F, Jr.  
Marshall Markham, F, So.  
Don Rehfeldt, C, Jr.  
Robert Mader, G, Jr.  
Douglas Rogers, G, Sr.  
*Top Subs*  
Robert Haarlow, C, Sr.  
Donald Page, F, Jr.

### 1949-50

Fred Schneider, F, Sr.  
Donald Page, F, Sr.  
Don Rehfeldt, C, Sr.  
Albert Nicholas, G, Sr.  
Robert Mader, G, Sr.  
*Top Subs*  
Marshall Markham, F, Jr.  
Fred Bencriscutto, F, Jr.

### 1950-51

James Clinton, F, So.  
Dan Markham, F, Sr.  
Charles Dahlke, C, So.  
Albert Nicholas, G, Jr.  
James Van Dien, G, Sr.  
*Top Subs*  
Peter Anderson, F, Jr.  
Thomas Ward, G, So.

### 1951-52

Richard Cable, F, Fr.  
Ed Carpenter, F, Sr.  
J. Paul Morrow, C, So.  
Albert Nicholas, G, Sr.  
Charles Siefert, G, Jr.  
*Top Subs*  
Anthony Stracka, F, So.  
Peter Anderson, F, Sr.

### 1952-53

Richard Cable, F, So.  
Anthony Stracka, F, Jr.  
J. Paul Morrow, C, Jr.  
Charles Siefert, G, Sr.  
Thomas Ward, G, Sr.  
*Top Subs*  
Ronald Weisner, F, Jr.

### 1953-54

Richard Cable, F, Jr.  
Anthony Stracka, F, Sr.  
J. Paul Morrow, C, Sr.  
Ronald Weisner, G, Sr.  
Robert Weber, G, Sr.  
*Top Subs*  
Dan Folz, C, So.  
Mike Daly, F, Sr.

### 1954-55

Richard Cable, F, Sr.  
Jim Clinton, F, Sr.  
Dan Folz, C, Jr.  
Richard Miller, G, Jr.  
Richard Jorgensen, G, Jr.  
*Top Subs*  
John Parker, C, Jr.  
Curt Mueller, F, Jr.

### 1955-56

Curtis Mueller, F, Sr.  
Robert Litzow, F, So.  
John Parker, C, Sr.  
Richard Miller, G, Sr.  
Richard Jorgensen, G, Sr.  
*Top Subs*  
Dan Folz, C, Sr.  
Richard Zeiger, F, Jr.

### 1956-57

Robert Litzow, F, Jr.  
Glenn Borland, F, Jr.  
Ray Gross, C, So.  
Brian Kulas, G, So.  
Walter Holt, G, Jr.  
*Top Subs*  
Dave Leichtfuss, G, Jr.  
Steve Radke, C, Jr.

### 1957-58

Robert Litzow, F, Sr.  
Robert Barneson, F, So.  
Ray Gross, C, Jr.  
Walter Holt, G, Sr.  
Brian Kulas, G, Jr.  
*Top Subs*  
Sam Barnard, C, So.

### 1958-59

Robert Barneson, F, Jr.  
Jim Biggs, F, So.  
Fred Clow, C, Jr.  
Brian Kulas, G, Sr.  
Steve Stephens, G, Sr.  
*Top Subs*  
Rick Murray, G, Jr.  
Ivan Jefferson, F, So.

### 1959-60

Tom Hughbanks, F, So.  
Robert Barneson, F, Sr.  
Fred Clow, C, Sr.  
Marty Gharrrity, G, So.  
John Ulwelling, G, So.  
*Top Subs*  
Frank Burks, F, So.  
Rick Murray, F, Sr.

### 1960-61

Tom Hughbanks, F, Jr.  
Dave Vandermeulen, F, Sr.  
Tom Gwyn, C, So.  
Ken Siebel, G, So.  
Dick Dutriasac, G, Sr.  
*Top Subs*  
Ron Jackson, G, Fr.  
John Ulwelling, G, Jr.

### 1961-62

Ken Siebel, F, Jr.  
Tom Hughbanks, F, Sr.  
Jack Brens, C, So.  
Don Hearthen, G, So.  
Mike O'Melia, G, So.  
*Top Subs*  
Tom Gwyn, F, Jr.  
Lonnie Ostrom, G, Jr.

### 1962-63

Ken Siebel, F, Sr.  
Tom Gwyn, F, Sr.  
Jack Brens, C, Jr.  
Dave Grams, G, Jr.  
Mike O'Melia, G, Jr.  
*Top Subs*  
Don Hearthen, G, Jr.  
Bob Johnson, C, Jr.

### 1963-64

Ken Gustafson, F, So.  
Dave Roberts, F, So.  
Mark Zubor, C, So.  
Mike O'Melia, G, Sr.  
Jim Bohlen, G, Jr.  
*Top Subs*  
Jack Brens, C, Sr.  
Don Hearthen, F, Sr.

### 1964-65

Ken Barnes, F, Jr.  
Ken Gustafson, F, Jr.  
Mark Zubor, C, Jr.  
Jim Bohlen, G, Sr.  
Dennis Sweeney, G, So.  
*Top Subs*  
Dave Roberts, F, Jr.  
Keith Stelter, F, So.

### 1965-66

Joe Franklin, F, So.  
Ken Barnes, F, Sr.  
Mark Zubor, C, Sr.  
Ken Gustafson, G, Sr.  
Mike Carlin, G, So.  
*Top Subs*  
Dennis Sweeney, G, Jr.  
Paul Morenz, G, Sr.

### 1966-67

Chuck Nagle, F, So.  
Joe Franklin, F, Jr.  
James Johnson, C, So.  
Jim McCallum, G, Jr.  
Mike Carlin, G, Jr.  
*Top Subs*  
Dennis Sweeney, G, Sr.  
Eino Hendrickson, C, So.

### 1967-68

Joe Franklin, F, Sr.  
Chuck Nagle, F, Jr.  
James Johnson, C, Jr.  
Mike Carlin, G, Sr.  
John Schell, G, Jr.  
*Top Subs*  
Mel Riddick, G, So.  
Jim McCallum, G, Sr.

### 1968-69

Chuck Nagle, F, Sr.  
James Johnson, F, Sr.  
Craig Mayberry, C, Jr.  
Clarence Sherrod, G, So.  
Tom Mitchell, G, Sr.  
*Top Subs*  
Albert Henry, C, Jr.  
Keith Burington, G, Sr.

### 1969-70

Lloyd Adams, F, So.  
Lee Oler, F, So.  
Albert Henry, C, Sr.  
Clarence Sherrod, G, Jr.  
Bob Frasor, G, So.  
*Top Subs*  
Dennis Conlon, G, Jr.  
Craig Mayberry, F, Sr.

### 1970-71

Leon Howard, F, So.  
Gary Watson, F, So.  
Glen Richgels, C, Sr.  
Clarence Sherrod, G, Sr.  
Bob Frasor, G, Jr.  
*Top Subs*  
Lee Oler, F, Jr.  
Dennis Conlon, G, Sr.

# The Centennial

## 1971-72

Leon Howard, F, Jr.  
Kerry Hughes, F, So.  
Kim Hughes, C, So.  
Lee Older, G, Sr.  
Bob Frasor, G, Sr.  
*Top Subs*  
Gary Watson, F, Jr.  
Gary Anderson, G, So.

## 1972-73

Leon Howard, F, Sr.  
Kerry Hughes, F, Jr.  
Kim Hughes, C, Jr.  
Gary Anderson, G, Jr.  
Marcus McCoy, G, So.  
*Top Subs*  
Lamont Weaver, G, Jr.  
Bruce McCauley, G, So.

## 1973-74

Dale Koehler, F, So.  
Kerry Hughes, F, Sr.  
Kim Hughes, C, Sr.  
Gary Anderson, G, Sr.  
Marcus McCoy, G, Jr.  
*Top Subs*  
Lamont Weaver, G, Sr.  
Rick Piacenza, F, Jr.

## 1974-75

Marcus McCoy, F, Sr.  
Bob Luchsinger, F, Sr.  
Dale Koehler, C, Jr.  
Bruce McCauley, G, Sr.  
Brian Colbert, G, Fr.  
*Top Subs*  
Tim Paterick, G, Jr.  
Bob Johnson, C, Jr.

## 1975-76

Dale Koehler, F, Sr.  
Bill Pearson, F, So.  
Bob Johnson, C, Sr.  
James Smith III, G, Fr.  
Bob Falk, G, Jr.  
*Top Subs*  
Al Rudd, C, Fr.  
Brian Colbert, G, So.

## 1976-77

James Gregory, F, Fr.  
Joe Chernelich, F, Fr.  
Ray Snyder, C, Fr.  
Bob Falk, G, Sr.  
Arnold Gaines, G, Fr.  
*Top Subs*  
Bill Pearson, F, Jr.  
James Smith III, G, So.

## 1977-78

Joe Chernelich, F, So.  
Bill Pearson, F, Sr.  
Larry Petty, C, Fr.  
Arnold Gaines, G, So.  
James Smith III, G, Jr.

## Top Subs

Wes Matthews, G, Fr.  
James Gregory, F, So.

## 1978-79

Claude Gregory, F, So.  
Joe Chernelich, F, Jr.  
Larry Petty, C, So.  
Wes Matthews, G, So.  
Arnold Gaines, G, Jr.  
*Top Subs*  
Dan Hastings, G, So.  
James Smith, F, Fr.

## 1979-80

Claude Gregory, F, Jr.  
Joe Chernelich, F, Sr.  
Larry Petty, C, Jr.  
Wes Matthews, G, Jr.  
Dan Hastings, G, Jr.  
*Top Subs*  
John Bailey, G, So.  
Arnold Gaines, G, Sr.

## 1980-81

Claude Gregory, F, Sr.  
Mike Kreklow, F, So.  
Larry Petty, C, Sr.  
John Bailey, G, Jr.  
Greg Dandridge, G, So.  
*Top Subs*  
Dan Hastings, G, Sr.  
Keith Mitchell, F, Jr.

## 1981-82

Brad Sellers, F, Fr.  
Cory Blackwell, F, Fr.  
Keith Mitchell, C, Sr.  
John Bailey, G, Sr.  
Carl Golston, G, Fr.  
*Top Subs*  
Scott Roth, F, Fr.  
John Ploss, C, Fr.

## 1982-83

Cory Blackwell, F, So.  
Brad Sellers, F, So.  
John Ploss, C, So.  
Rick Olson, G, Fr.  
Scott Roth, G, So.  
*Top Subs*  
Jim Smith, F, Fr.  
David Miller, G, Fr.

## 1983-84

Cory Blackwell, F, Jr.  
Scott Roth, F, Jr.  
John Ploss, C, Jr.  
Rick Olson, G, So.  
David Miller, G, So.  
*Top Subs*  
Mike Heineman, G, Fr.  
Gregg Steinhaus, F, So.

## 1984-85

Scott Roth, F, Sr.  
J.J. Weber, F, So.  
John Ploss, C, Sr.  
Rick Olson, G, Jr.,  
Mike Heineman, G, So.  
*Top Subs*  
Robert Barnes, F, Fr.  
Shelton Smith, G, Fr.

## 1985-86

J.J. Weber, F, Jr.  
Rod Ripley, F, Jr.  
Gregg Steinhaus, C, Sr.  
Rick Olson, G, Sr.  
Mike Heineman, G, Jr.  
*Top Subs*  
Shelton Smith, G, So.  
Tom Molaski, G, So.

## 1986-87

Danny Jones, F, Fr.  
Rod Ripley, F, Sr.  
J.J. Weber, C, Sr.  
Mike Heineman, G, Sr.  
Trent Jackson, G, So.  
*Top Subs*  
Shelton Smith, G, Jr.  
Tom Molaski, F, Jr.

## 1987-88

Danny Jones, F, So.  
Kurt Portmann, F, So.  
Darin Schubring, C, Jr.  
Trent Jackson, G, Jr.  
Tom Molaski, G, Jr.  
*Top Subs*  
Tim Locum, G, Fr.  
Rodney Tapp, G, Sr.

## 1988-89

Danny Jones, F, Jr.  
Willie Simms, F, So.  
Kurt Portmann, C, Jr.  
Trent Jackson, G, Sr.  
Tom Molaski, G, Sr.  
*Top Subs*  
Tim Locum, G, So.  
Patrick Tompkins, C, So.

## 1989-90

Danny Jones, F, Sr.  
Willie Simms, F, Jr.  
Patrick Tompkins, C, Jr.  
Tim Locum, G, Jr.  
Larry Hisle, G, Fr.  
*Top Subs*  
Brian Good, G, So.  
Kurt Portmann, C, Sr.

## 1990-91

Willie Simms, F, Sr.  
John Ellenson, F, Sr.  
Patrick Tompkins, C, Sr.  
Tim Locum, G, Sr.  
Larry Hisle, G, So.

## Top Subs

Carlton McGee, F, Fr.  
Jay Peters, G, Jr.

## 1991-92

Carlton McGee, F, So.  
Billy Douglass, F, Sr.  
Grant Johnson, C, So.  
Tracy Webster, G, So.  
Michael Finley, G, Fr.  
*Top Subs*  
Louis Ely, C, Jr.  
Brian Good, G, Sr.

## 1992-93

Michael Finley, F, So.  
Brian Kelley, F, So.  
Damon Harrell, C, Sr.  
Tracy Webster, G, Jr.  
Andy Kilbride, G, So.  
*Top Subs*  
Jason Johnsen, G, Jr.  
Louis Ely, C, Sr.

## 1993-94

Michael Finley, F, Jr.  
Brian Kelley, F, Jr.  
Rashard Griffith, C, Fr.  
Tracy Webster, G, Sr.  
Andy Kilbride, G, Jr.  
*Top Subs*  
Jeff Petersen, F/C, Sr.  
Jalil Roberts, F/G, Fr.

## 1994-95

Michael Finley, F, Sr.  
Brian Kelley, F, Sr.  
Rashard Griffith, C, So.  
Darnell Hoskins, G, So.  
Andy Kilbride, G, Sr.  
*Top Subs*  
Sean Mason, G, Fr.  
Sean Daugherty, F, Fr.


## 1995-96

Sam Okey, F, Fr.  
Sean Daugherty, F, So.  
Osita Nwachukwu, C, Sr.  
Mosezell Peterson, G, So.  
Hennssy Auriantal, G, Fr.  
*Top Subs*  
Jeremy Hall, G, Fr.  
Shawn Carlin, G, Sr.

## 1996-97

Sam Okey, F, So.  
Sean Daugherty, F, Jr.  
Paul Grant, C, Sr.  
Ty Calderwood, G, Jr.  
David Burkemper, G, Jr.  
*Top Subs*  
Hennssy Auriantal, G, So.  
Duany Duany, F/G, Fr.





David Siska

# UW-Madison

The University of Wisconsin, founded in 1848, has been recognized throughout its history as one of the nation's leading institutions of higher learning. *U.S. News & World Report*, in a 1993 issue, included UW-Madison in a list of the "Best College Buys."

From the initial class of 17, the student population has grown to a current enrollment of nearly 40,000 students, the seventh-largest in the U.S.

- Wisconsin is one of just 60 members of the Association of American Universities (AAU), the most prestigious organization of higher education in the U.S.

- University libraries house more than 5.5 million volumes, 13th-most in the nation according to the *Association of Research Libraries*.


- According to a *Standard & Poor's* survey, Wisconsin is one of the nation's top producers of corporate executives, ranking second in undergraduate degrees.

- *U.S. News & World Report* rated the UW's graduate-level sociology department as No. 1 in the nation. Additionally, the magazine ranked education 5th, library science 6th, social work 7th, psychology and political science 9th and computer science, history, nursing and chemistry 10th.

- The 1983 *Assessment of Research-Doctorate Programs* in the U.S. reported that 15 departments on campus were rated in the top 10 nationally.

- The UW boasts the top-rated education department in the nation according to 1990 and 1994 studies conducted at Illinois.


- Throughout its history, the UW-Madison has produced 13 Nobel Prize winners, 22 Pulitzer Prize winners, 45 members of the National Academy of Sciences, 15 members of the National Academy of Engineering and two members of the National Academy of Education.



## The Chancellor on Athletics

"Athletics is a connecting point among the people of Wisconsin. Win or lose, people like to talk about and reflect on sports, and they like to be part of the excitement and camaraderie that college athletics inspires. The success of Badger athletics poses our university in the national spotlight and offers the country another window through which to view our mission."

David Ward, UW-Madison Chancellor





# UW-Madison

## A Commitment to Academics & Athletics at Wisconsin

Achieving national recognition in both academics and athletics is a difficult challenge for universities today. The University of Wisconsin-Madison is one of the few institutions that has earned praise for its work in the classroom and on the field of play.

With its admittance to the Association of American Universities (AAU), the UW-Madison has been recognized for its solid reputation in the academic world. Indeed, only 60 schools nationally are in the AAU.

Balancing the academic requirements of an outstanding institution with the demands of collegiate athletic competition is difficult. However, the University of Wisconsin has attacked the challenge and succeeded.

Inclusion in the Association of American Universities and back-to-back postseason tournament appearances are evidence that academics and athletics do indeed mix at the UW-Madison.

### Goldmine of a School

"A list of first-rate academic programs at Madison would be as complete as a college catalog elsewhere. All in all, it is a non-stop festival that students sum up as 'diverse, intellectual, fashionable and moderately hedonistic.' The UW-Madison remains one of life's goldmines for those willing to dig."

1994 edition of Fiske's Guide to Colleges


### Cosmopolitan, yet "hang-loose"

"In many ways, UW-Madison provides an excellent college environment: rigorous academic standards, a competent hard-working student body, a diversity of political and social views passionately espoused, school spirit and a college town that is cosmopolitan, yet hang-loose."

How to Get an Ivy League Education at a State University

### UW-Madison Colleges & Schools

Agricultural and Life Sciences, Coll. of  
Business, School of  
Education, School of  
Engineering, College of  
Family Resources & Consumer  
Sciences, School of  
Law School  
Letters and Science, College of  
Medical School  
Nursing, School of  
Pharmacy, School of  
Graduate School  
Veterinary Medicine, School of



# Madison, Wis.

## What Others Say About Madison

**July 1996** — *Money* magazine lists Madison as No. 1 among the 300 biggest metropolitan areas in the Best Places to Live in America ranking.

**July 1995** — *Outside* magazine lists Madison as one of seven "Dream Towns" in the United States.

**July 1995** — *USA Today* does a cover story in its "Life" section detailing the virtues of Madison.

**June 1995** — *Zero Population Growth* ranks Madison as the healthiest city in the country to raise children.

**October 1995** — *Paddler* magazine ranks Madison among its top 10 canoe towns.


**October 1995** — *Bicycling* magazine ranks Madison the fourth-best city in the U.S. and Canada for biking.

**July 1995** — *Swing* magazine ranks Madison first in its top 10 places to live for "Generation X-ers."

**April 1995** — *U.S. News & World Report* ranks Madison the third hottest city for growth.

**August 1994** — *Midwest Living* magazine ranks Madison the best midsize city get-away and Wisconsin as the top state for vacation.

*"Madison, Wis., is not the best place to live, it's the perfect place to live," says Donna Shalala, former UW-Madison Chancellor who is in her second term as President Clinton's Secretary of Health and Human Services.*



## Money's 10th Annual Survey

Best Places to Live in the U.S.

1. MADISON, WIS.
2. Punta Gorda, Fla.
3. Rochester, Minn.
4. Fort Lauderdale, Fla.
5. Ann Arbor, Mich.
6. Ft. Myers, Fla.
7. Gainesville, Fla.
8. Austin, Tex.
9. Seattle, Wash.
10. Lakeland, Fla.





# Madison, Wis.

## Capital city in an energetic setting


The 390,000 residents of Dane County, 80 miles west of Milwaukee, have a vibrant economy with plentiful jobs, superb health care and a range of cultural activities usually associated with bigger cities.

Mad City, as locals call it, is also Fun City, especially if you like boats and bikes. The Mendota and Monona lakes are separated by a half-mile wide isthmus that serves as downtown Madison. Add in three other large lakes, and Dane County can satisfy any type of boating preference.

Cyclers have more than 150 miles of trails and routes to pedal. Cross country skiers glide through more than 100 miles of trails. Saturdays in the fall are reserved for rooting on UW's revered Badger football team. Another popular May through October ritual is the farmer's market. Around the corner you can catch an earful at the Madison Civic Center where the Chamber Orchestra and Madison Symphony perform, and Pulitzer prize-winning plays are staged.

*Money* (July 1996) survey of the "Best Places to Live."

*Madison's awesome beauty and laid-back style appeal to most everyone. Walk along State Street's thriving pedestrian mall and you'll see the elderly on bicycles and yuppies moving around the street vendors, New Age stores and coffee shops.*



# The Big Ten

From its beginning more than 100 years ago, the Big Ten Conference continues to be recognized as one of the premier athletic leagues in the nation. In a time when consistent excellence is difficult to maintain, the Big Ten continues to be a showcase for the finest achievements in athletics and academics.

## SUCCESS ON THE COURT

The Big Ten is arguably the premier basketball conference in America. The league regularly sends five or six teams to the NCAA Tournament. Big Ten schools have won nine NCAA titles and lead the nation with 34 Final Four appearances. Included among those nine championships is Wisconsin's 1941 title.

## NATION'S ATTENDANCE LEADER

Big Ten men's basketball has enjoyed unprecedented popularity through the years. Crowd sizes every season justify this assertion. The Big Ten has been the


conference leader in attendance every year since 1977 and retained its place last season by averaging 12,769 fans per game.

## CONFERENCE LEADERSHIP


The Big Ten has long been recognized for its athletics, but more importantly is dedicated to the academic well-being of its participants. The league has long pushed for higher standards for student-athletes. With its founding principles still serving as the guiding force, the Big Ten will continue to be a national leader.

## POSTSEASON TOURNAMENT DEBUT

For the first time in its history, the Big Ten will hold a postseason men's basketball tournament in 1998. The initial event will be held March 5-8, 1998 at the United Center in Chicago. The tournament is sure to become another exciting element to playing basketball in the Big Ten Conference.



David Shilka




David Shilka

*The excitement and pageantry of Big Ten basketball is unmatched anywhere else in America.*



# The Big Ten




*Big Ten basketball provides moments like these night after night:*

*(Above) Sean Daugherty's buzzer-beating jumper gave the Badgers a 54-52 win over 16th-ranked Penn State in 1996.*

*(Below) Badger players joined the crowd on the floor of the UW Field House after the 66-65 upset win over No. 2-ranked Minnesota last season.*

*(Right) Wisconsin's nationally recognized band is a fixture at all Badger home games and helps provide a distinct homecourt advantage.*



David Sitka

## NCAA Championships

Pac-10 .....	15
<b>BIG TEN</b> .....	<b>9</b>
Atlantic Coast .....	7
Southeastern .....	7
Missouri Valley .....	4

## NCAA Final Fours

<b>BIG TEN</b> .....	<b>34</b>
Atlantic Coast .....	29
Pac-10 .....	28
Big Eight .....	20
Southeastern .....	20

# Alumni

University of Wisconsin-Madison alumni can be found in every facet of life, including arts, business, government, communications, science and sports. Here's a sampling:

## ARTS/ENTERTAINMENT

**Jerry Bock**, co-composer of "Fiddler on the Roof"; **Joan Cusack**, actress in "Working Girl"; **Thomas Miller**, writer of "Happy Days" and "Laverne and Shirley"; **Joyce Carol Oates**, novelist; **Butch Vig**, music producer, Nirvana, Garbage; **David and Jerry Zucker**, producers of "Airplane," "Naked Gun" and "Ruthless People"

## BUSINESS

**Kenneth Behring**, owner, Seattle Seahawks; **Susan Davis**, CEO of Susan Davis International; **Ned Dean**, CEO, Monterey Pasta Company; **John P. Morgridge**, chairman of Cisco Systems; **Lee Raymond**, chairman and CEO of Exxon

## GOVERNMENT

**Gov. Tommy Thompson** (Wisconsin); **Sen. Herb Kohl** (Wisconsin); **Sen. Russ Feingold** (Wisconsin); **Sen. Charles Robb** (Virginia); **Mayor John Norquist** (Milwaukee); **Lawrence Eagleburger**, former U.S. Secretary of State

## JOURNALISM/MEDIA

**Stephen Ambrose**, author, biographer, historian; **Jeff Greenfield**, news analyst, ABC Nightline; **Steven Bornstein**, President of ESPN & ABC Sports; **Rudy Martzke**, sports columnist of *USA Today*; **Len Shapiro**, sports reporter of *The Washington Post*

## SPORTS

**Jim Carey** (Bruins), **Chris Chelios** (Blackhawks), **Michael Finley** (Mavericks), **Suzy Favor-Hamilton** (U.S. Olympian); **Paul Gruber** (Buccaneers), **D. Wayne Lukas** (horse trainer), **Paul Quantrill** (Blue Jays), **Mike Richter** (Rangers), **Bud Selig** (Baseball Commissioner), **Judith Sweet** (former president of the NCAA), **Troy Vincent** (Eagles)

## SCIENCE


**Raymond Damadian**, inventor of the Magnetic Resonance Imager (MRI) for diagnosis; **Jim Lovell**, astronaut, Apollo 13 mission; **Brewster Shaw**, director, Space Shuttle Operations, NASA and astronaut, space shuttle Columbia



*Steve Bornstein,  
President of ESPN and  
ABC Sports*



*Bud Selig, acting com-  
missioner of baseball*



*Michael Finley, the Badgers' career scoring leader, currently plays for the Dallas Mavericks.*





# Media Exposure

Playing basketball in the Big Ten, particularly at Wisconsin, means playing basketball in the spotlight. Wisconsin is covered intensely by local, regional and national media outlets.

Local print coverage includes three major daily newspapers (one in Milwaukee and two in Madison), two student newspapers and one weekly publication (*Inside Wisconsin*) dedicated solely to Badger athletics. Three Madison TV stations and several radio stations also cover the team on a daily basis.

This season the Badgers are scheduled to appear on national television at least five times, including once on CBS, three times on ESPN and once on ESPN2. In addition, 16 other games are scheduled to be televised either locally or throughout the Big Ten region. The Wisconsin Public Television network also shows a number of games statewide on a delayed basis.

On radio, Badger games can be heard on a 43-station statewide network. Coach Dick Bennett has a weekly media conference that routinely draws at least 15 reporters, and he has a weekly television show that is seen in all corners of the state.



David Slika

# Academics


## Student affairs office oversees academic progress

The primary objective of the academic and student affairs office is to ensure the academic success of all UW student-athletes. Counseling and advising services, plus a number of academic help programs, are offered to all UW student-athletes.

The academic and student affairs staff assists more than 700 student-athletes in registration and course selection, monitoring progress toward degrees and career guidance.

Staff members work with student-athletes who desire extra academic help. The department utilizes the services of more than 100 tutors to provide one-on-one assistance or group study help.

The department arranges for exam proctoring, offers advice on resume preparation and coordinates the grant-in-aid program. Support groups are offered to students who become medically or academically ineligible for competition.



*The sparkling new Wade Fetzer Academic Learning Center opened last spring to aid Badger student-athletes in the pursuit of their scholastic goals. The facility includes study rooms, a computer room, auditorium, conference rooms and offices for academic support staff.*





# Campus Life

## Scenic Campus




The city of Madison's lakes, rolling hills, architecture, parks and arboretum have enhanced the school's reputation as one of the nation's most picturesque campuses. A favorite gathering spot for students is the beautiful Memorial Union and its terrace on Lake Mendota.

## Student Body

The UW's nearly 40,000 students come from every county in the state and every state in the union as well as 122 foreign countries. UW-Madison ranks fourth nationally in foreign enrollment and boasts one of the most diverse campuses in the United States.

## Capital City

Located in southern Wisconsin, Madison is home to the University and the state capital. With a population of 200,000, Madison offers "big city" excitement with "small-town" charm. It is an action-oriented community that is rich in the arts and entertainment.



# Sports Medicine



Sports medicine staff provides total health care & support



The Wisconsin sports medicine program features top-rate facilities and the outstanding services of sports and health care professionals.

The sports medicine program focuses on injury prevention. Staff members utilize Cybex strength-testing devices, provide dietary analyses, measure physiological capacity and outline programs to improve an athlete's flexibility.

The UW is one of a handful of schools with an on-site X-ray machine, enabling physicians

to quickly and thoroughly evaluate injuries.


Athletic trainers and physicians work together to design rehabilitation programs for injured athletes. A wide variety of facilities and equipment, including a rehabilitation swimming pool, Cybex equipment, the Impulse Inertial Exercise System, Stairmasters, and Fitron Bicycles, help athletes rehabilitate injuries and minimize the loss of fitness during recuperative time.



# Conditioning

The Wisconsin strength and conditioning program is a sophisticated blend of science, technology and one-on-one attention to each athlete. Throughout the year, UW athletes spend more time working on strength and conditioning than any other aspect of their game. During the off-season, athletes work on strength improvement, speed, power, agility and conditioning. The in-season program is devoted to continuation of strength gains and performance-related conditioning.




Each year when freshmen arrive, baseline measures of strength, speed, power, agility, flexibility and endurance are collected. Measures of body composition, weight and frame-size are also recorded. With this information, goals are set for development and maintenance. Programs are established for each basketball player by strength and conditioning coach Scott Hettenbach, who also coordinates the sports nutrition program. The program assists athletes in meeting their nutritional demands and body composition goals.



# Facilities




Wisconsin fans and athletes benefit from some of the nation's finest on-campus athletic facilities. The UW Field House (left) has long been one of college basketball's best homecourt advantages. The McClimon Track/Soccer Complex (middle left) hosts the Badgers' nationally renowned track and field, and soccer teams. The McClain Center (below) serves as a first-rate training site for all UW student-athletes. University Ridge Golf Course (bottom of page) will host the 1998 NCAA Division I Women's Golf Championship.





# Facilities



*The Camp Randall Memorial Sports Center (upper left) is one of the Midwest's top indoor track and field facilities. The state-of-the-art Nielsen Tennis Stadium (upper right) opened in 1968 and was ranked by the USTA as the No. 1 indoor tennis facility in the nation. Camp Randall Stadium is home to Wisconsin's football team where, at home games during the fall, a capacity crowd becomes the sixth-largest city in the state.*

# Athletic Success

## Wisconsin athletics rank among the nation's best


Participating in athletics at the University of Wisconsin guarantees an opportunity to compete at the highest level. The Badgers have developed a national reputation as one of the top all-around schools in Division I-A.

As a member of the Big Ten, Badger student-athletes receive the best in education, coaching, athletic competition, facilities and support.


Wisconsin demonstrated again in 1996-97 that it is one of the NCAA's top all-sports programs. The Badgers once again ranked nationally in the all-encompassing Sears Directors' Cup last year. Wisconsin has placed in the nation's top 20 for all-sports excellence in all four years of the Cup.

The Badgers also captured 1996-97 league titles in men's and women's cross country, indoor and outdoor track plus women's soccer.


Additionally, the football team played in its third bowl game in four seasons and the men's basketball team earned an NCAA tourney appearance for just the second time in 50 years.



David Sfluka







# Media Information

David Siskin

# COVERAGE GUIDELINES

## Credentials

Requests for credentials must be placed with the UW Sports Information Office in writing, at least one week in advance. Requests should be made on company letterhead. Upon receipt of applications, appropriate credentials are either mailed or made available at the Sports Information Office or with the parking attendant (white vehicle) at Lot 18 at the Field House (southeast corner of the stadium across the street from the fire station). The Kohl Center will have a Will Call window.

Credentials will be issued according to the following priority guidelines: 1) National publications and newspapers filing for the following day's publication. 2) All newspapers designated by the visiting sports information director. 3) Television and radio stations originating a live broadcast. 4) Television and radio stations covering for nightly news. 5) All other requests will be evaluated on a space-available basis, with preferences given to those who regularly cover Wisconsin basketball.

Spouses, dates, children and other non-workers are not allowed in any of the media areas.

## Scouting Tickets

As per the Big Ten Conference's policy, professional basketball scouts must purchase tickets through the UW Ticket Office (1-800-GO-BADGERS or 608-262-1440).

## Parking

A very limited number of media parking passes are available. They will be issued on a priority basis

similar to the guidelines for the issuance of credentials.

## Radio

Each visiting radio station admitted for broadcast should contact the UW Sports Information Office at least one week prior to the game they wish to cover. If credentials are not mailed, they may be picked up at the Sports Information Office. Radio facilities are located in the balcony level of the west side of the Field House and courtside at the Kohl Center.

## Photographers

Floor photo passes are limited to daily newspaper, wire service and television photographers. Photographers are expected to display their credentials prominently at all times and must work from behind either the southeast or northwest corners of the baseline. No photographers will be permitted along the length of the floor. The University of Wisconsin follows NCAA and Big Ten guidelines regarding event photography.

## Practices

Wisconsin basketball practices at home are open to the media. Media attending practice are asked to sit along press row in the UW Field House. Gameday practice sessions, however, are closed.

## Player Interviews

Badger players will be available for interviews after practices.

All interviews must be arranged through the Sports Information Office. Please contact Justin

Doherty at the SID Office (608-262-1811) or prior to the end of practice to secure interviews. No interviews are granted the day of a game, with the exception of postgame interviews.

Players' telephone numbers will not be made available to the media, and players have been instructed not to conduct interviews when contacted by telephone. For out-of-town reporters, requests for collect-call telephone interviews may be made with Justin Doherty at the Sports Information Office.

## Bennett Interviews

Head coach Dick Bennett will be available for interviews for approximately 15 minutes after each afternoon Wisconsin practice. Bennett will be available at approximately 6 p.m. on days when the Badgers practice from 7-10 p.m.

Bennett also is available on the road at the Badgers' hotel or following the team's shoot-around the day of a game. Call Justin Doherty at the Sports Information Office to arrange an interview.

Additionally, Bennett holds a weekly media conference throughout the season. These sessions are generally at 1 p.m. in the "W" Club Room in Camp Randall Stadium. Audio cuts from the conferences are available after 4 p.m. on Mondays by calling 608/263-3100 (option 3).

Out-of-town media members wishing to arrange a phone interview with Bennett should contact Justin Doherty at the Sports Information Office.

## Press Row Services

Working areas for the media are located on the west side of the Field House — in the mezzanine level for



## COVERAGE GUIDELINES (CONT.)

most print media and in the balcony for broadcast media. Coats and other personal belongings may be stored in the Reinke Room at the north end of the Field House.

Programs, media guides and game notes will be available in the Reinke Room before each game. Halftime and final statistics, play-by-play and coaches' quotes will be furnished to all working locations.

In the Kohl Center, media will be located at courtside and may use the spacious work room for filing stories, storage of personal belongings, access to pregame information, media guides, etc.

### Telephones

Telephone lines in the press area must be ordered at least one week in advance of the game(s) for which they are needed. Orders should be made through both Wisconsin Bell (800) 447-7738 and UW Telecommunications (608) 262-0521 during regular business hours. Several courtesy phones on press row will be made available by the UW Sports Information Office.

### Postgame Interviews

Head coaches and selected Badger players will be available following each home game in the women's locker room in the southwest corner of the Field House on the lower level. Generally, the visiting coach will be available first, followed by Bennett, then UW players. The UW locker room is closed.

The visiting coach, Bennett and Badger players will be available in the media work/interview room following games at the Kohl Center.

## SPORTS INFORMATION OFFICE



### Steve Malchow, Sports Information Director

Steve Malchow is in his eighth season as Director of Sports Information at the UW. He is in charge of publicity for all 11 Badger men's sports programs.

Malchow worked from 1979-89 at Iowa as a student, graduate and full-time assistant in the Sports Information Office before accepting his post at the UW-Madison.

He is a member of the College Sports Information Directors of America (CoSIDA), which has honored more than 40 of his press guides for excellence. His 1985 football and basketball books were rated first and second in the nation, respectively.

The 1983 graduate of Iowa earned degrees in marketing, journalism and management sciences. A native of Sioux City, Iowa, Steve is single and resides in Madison.



### Justin Doherty, Associate Sports Information Director

Justin Doherty is in his fourth year as an Associate SID at Wisconsin after two-and-a-half years as SID at North Dakota. Doherty coordinates media relations for men's basketball and assists with football. He serves as editor of the football and basketball game programs and oversees publicity for golf, tennis and swimming.

At UND he directed publicity efforts for a 15-sport athletics program. He was assistant SID at Northern Michigan (1990-92) and served as the primary media contact for the Wildcats' 1991 NCAA champion hockey team. Doherty was sports editor at the *Marshall (Mich.) Chronicle* after earning his B.A. in journalism from Michigan State. He was a student assistant in the MSU sports information office from 1984-89.

A member of the College Sports Information Directors of America (CoSIDA), he serves as the chair of that organization's Career Enhancement Committee and has earned six national citations for publications excellence from CoSIDA. A native of Southfield, Mich., Doherty and his wife, Martha, have a daughter (Erin).



### Julie Kluge, Assistant Sports Information Director

Julie Kluge is in her eighth campaign as a full-time member of the UW Sports Information staff. She has worked for the Department of Athletics since 1984.

Kluge directs publicity for the Badgers' nationally recognized hockey, cross country and track teams. The 1988 UW-Madison graduate has B.S. degrees in zoology and secondary education.

She is editor of both the Wisconsin hockey media guide and game program and has produced the top-rated hockey guide in the nation in two of the last three years, according to the College Sports Information Directors of America.

She was an assistant director in the publicity office of the WCHA (1989) and has worked for the NCAA at its hockey championship. A native of Benton, Wis., Julie is single and lives in Madison.



### Stephen Graddy, Research Intern

Stephen Graddy is in his first year as research intern with the Men's Sports Information Office.

Graddy, a 1997 graduate of Mississippi State, is responsible for coverage of Wisconsin men's soccer, cross country and track and field. He also assists with football and men's basketball.

A native of Brandon, Miss., Graddy is single and lives in Madison.

# REFERENCE

## Sports Information Office

**Phone:** 608-262-1811  
**FAX:** 608-262-8184  
**Address:** 1440 Monroe Street, Madison, WI 53711  
**Press Row (Field House):** 608-262-7869  
**Press Row (Kohl Center):** 608-265-4333

**Sports Information Director:** Steve Malchow  
**Malchow Home:** 608-238-8199  
**Associate SID (Basketball Contact):** Justin Doherty  
**Doherty Home:** 608-833-4811  
**Doherty E-mail:** justin.doherty@ccmail.adp.wisc.edu  
**Assistant SID:** Julie Kluge  
**Kluge Home:** 608-829-1845  
**Secretary:** Barb Wyatt  
**Interns:** Stephen Graddy and Heather Van Peurse  
**Students:** Britt Kinder, Bill Pfeiffer, Lauren Price and  
 Carla Swinehart

## Quick Facts

**Location:** Madison, WI 53711  
**Enrollment:** 39,826  
**Colors:** Cardinal and White  
**Nickname:** Badgers  
**Conference:** Big Ten  
**Home Arena (thru Jan. 14):** UW Field House (11,500)  
**First Game in Field House:** 12/13/30  
**All-time Field House Record:** 530-310 (.631)  
**Last Game in Field House:** 1/14/98 vs. Penn State  
**Home Arena (after Jan. 14):** Kohl Center (16,500)  
**1st Game in Kohl Center:** 1/17/98 vs. Northwestern  
**First Year of Basketball:** 1898-99  
**All-time Record:** 1,098-981 (.528)  
**Chancellor:** David Ward  
**Director of Athletics:** Pat Richter  
**Head Coach:** Dick Bennett  
**Overall College Record:** 395-214 (.649)  
**Overall Division I Record:** 222-134 (.624)  
**Record at Wisconsin:** 35-25 (.583)  
**1996-97 Record:** 18-10 overall, 11-7 Big Ten (T4th)  
**Letterwinners Returning:** 9  
**Letterwinners Lost:** 7  
**Starters Returning:** 4  
**Starters Lost:** 1  
**Team Captains:** Ty Calderwood, Sean Daugherty and  
 Sean Mason

## Fax on Demand

The Big Ten Conference and league schools offer 24-hour access to the latest news releases, statistics, notes and box scores via a fax-on-demand service. If media members do not want to access this service, there will be a \$10 charge to fax box scores. **This service is for media use only.** Information may be accessed by following these instructions:

- 1) Your fax machine must have a handset
- 2) Call 770-399-3066 and input Big Ten access code 282
- 3) Choose from one of the following directories to receive Wisconsin basketball information:
  - Entire release* (3220)
  - Statistics/Results* (3221)
  - Roster/Schedule* (3222)
  - Latest Game Report* (3223)

## Opponent SID Contacts

School	SID	Office
Ball State	Joe Hernandez	765-285-8242
Butler	Jim McGrath	317-940-9671
Coppin State	David Popham	410-383-5642
Fresno State	Dave Haglund	209-278-2509
Hawaii-Hilo	Kelly Leong	808-974-7606
Illinois	Barbara Butler	217-333-1391
Illinois State	Kenny Mossman	309-438-3805
Indiana	Gregg Elkin	812-855-9399
Iowa	Steve Roe	319-335-9412
Marquette	Kathleen Hohl	414-288-5287
Michigan	B.J. Sohn	313-763-4423
Michigan State	John Farina	517-355-2271
Minnesota	Bill Crumley	612-625-4090
Montana	Dave Guffey	406-243-6899
Nevada	Joel Shangle	702-784-4600
Northwestern	Lisa Juscik	847-491-7503
Ohio State	Gerry Emig	614-292-6861
Oklahoma	Mike Houck	405-325-8231
Pacific	Mike Millerick	209-946-2479
Penn State	Pat Donghia	814-865-1757
Pepperdine	Michael Zapolski	310-456-4333
Purdue	Steve Allen	765-494-3198
Stanford	Bob Vazquez	650-723-4418
Temple	Brian Kirschner	215-204-4824
Toledo	Rod Brandt	419-530-3790
Valparaiso	Bill Rogers	219-464-5232
UW-Milwaukee	Paul Helgren	414-229-5674



## REFERENCE (CONT.)

### Team Travel Headquarters

Following is a list of hotels at which the Badgers will be staying on the road this season.

#### Pepperdine (Nov. 22-24, three nights)

Woodland Hills Marriott (Woodland Hills, Calif.)  
 Phone: 818-887-4800 FAX: 818-340-5893

#### Big Island Invitational

The Orchid (Kohola Coast, Hawaii, Nov. 25-26, two nights)  
 Ph: 808-885-2000 FAX: 808-885-8886  
 Naniloa Resort (Hilo, Hawaii, Nov. 27-29, three nights)  
 Phone: 808-969-3333 FAX: 808-969-6622

#### Ball State (Dec. 12, one night)

Radisson Hotel Roberts (Muncie, Ind.)  
 Phone: 765-741-7777 FAX: 765-747-0067

#### Fresno State (Dec. 26, one night)

Holiday Inn Centre Plaza (Fresno, Calif.)  
 Phone: 209-268-1000 FAX: 209-486-6625

#### Ohio State (Jan. 2, one night)

Holiday Inn on the Lane (Columbus, Ohio)  
 Phone: 614-294-4848 FAX: 614-294-5366

#### Michigan State (Jan. 7, one night)

Radisson Hotel (Lansing, Mich.)  
 Phone: 517-482-0188 FAX: 517-487-6646

#### Illinois (Jan. 20, one night)

Holiday Inn (Champaign, Ill.)  
 Phone: 217-328-7900 FAX: 217-328-7941

#### Minnesota (Jan. 26, one night)

Marriott City Center (Minneapolis, Minn.)  
 Phone: 612-349-4069 FAX: 612-349-9223

#### Purdue (Jan. 30, one night)

Radisson Inn Lafayette (Lafayette, Ind.)  
 Phone: 765-447-0575 FAX: 765-447-0901

#### Northwestern (Feb. 10, one night)

Doubletree Northshore (Skokie, Ill.)  
 Phone: 847-329-4369 FAX: 847-674-5204

#### Penn State (Feb. 13, one night)

Toftrees Golf Resort (State College, Pa.)  
 Phone: 800-458-3602 FAX: 814-238-7093

#### Michigan (Feb. 28, one night)

Ypsilanti Marriott (Ypsilanti, Mich.)  
 Phone: 313-487-2000 FAX: 313-481-0700

### Web Site

Wisconsin basketball information is available on the Athletic Department's web site, which is updated daily. The address is:

<http://www.wisc.edu/ath/>

### Madison Travel Information

#### LODGING

The following hotels and motels are located within 10-15 minutes of the Wisconsin campus:

(Area code 608)

Best Western-Inn on the Park, 22 S. Carroll St. ....	257-8811
Best Western-Inn Towner, 2424 University Ave. ....	233-8778
Best Western-Midway, 3710 E. Washington Ave. ....	244-2424
Concourse Hotel, One W. Dayton St. ....	257-6000
Edgewater, 666 Wisconsin Ave. ....	256-9071
Hampton Inn East, 4820 Hayes Rd. ....	249-5300
Hampton Inn West, 516 Grand Canyon Dr. ....	833-3511
Holiday Inn East Towne, 4402 E. Washington Ave. ....	244-4703
Holiday Inn West, 1313 John Q. Hammons Dr. ....	831-2000
Holiday Inn Southeast, 3521 Evan Acres Rd. ....	222-9121
Howard Johnson's, 525 W. Johnson St. ....	251-5511
Ivy Inn, 2355 University Ave. ....	233-9717
Madison Inn, 601 Langdon St. ....	257-4391
Quality Inn South, 4916 E. Broadway Ave. ....	222-5501
Quality Inn Suites, 650 Grand Canyon Dr. ....	833-4200
Radisson Inn, 517 Grand Canyon Dr. ....	833-0100
Ramada Inn, 3841 E. Washington Ave. ....	244-2481
Sheraton Inn, 706 John Nolen Dr. ....	251-2300
University Inn, 441 N. State St. ....	257-4881

#### AIRLINE SERVICE

Madison is served by the Dane County Regional Airport, which has several major airlines with approximately 100 flights a day. It is a 15-minute drive from the UW campus.

American Eagle.....	800-433-7300
ComAir (Delta).....	800-221-1212
Midwest Express .....	800-452-2022
Northwest .....	800-225-2525
TWA Express .....	608-257-5707
USAir .....	800-428-4322
United.....	800-241-6522
<i>Airport Auto Rental</i>	
Budget .....	800-527-0700
Dollar .....	800-800-4000
Hertz.....	800-654-3131
National .....	800-227-7368
<i>Taxicab Service</i>	
Badger Cab .....	256-5566
Madison Taxi .....	258-7458
Union Cab .....	242-2000
Yellow Cab .....	831-8948

# PRIMARY MEDIA

## Print

Vic Feuerherd  
*Wisconsin State Journal*  
 P.O. Box 8058  
 Madison, WI 53708  
 Phone: (608) 252-6165  
 Fax: (608) 252-6119

Dan Manoyan  
 Dennis Chaptman  
*Milwaukee Journal Sentinel*  
 202 State Street, Ste. 202  
 Madison, WI 53703  
 Phone: (608) 258-2271  
 Fax: (608) 258-2279

Mike Lucas  
 Rob Schultz  
*Capital Times*  
 P.O. Box 8060  
 Madison, WI 53708  
 Phone: (608) 252-6474  
 Fax: (608) 252-6445

Ronny Whitworth  
 Tom Biersdorfer  
*Inside Wisconsin*  
 P.O. Box 260257  
 Madison, WI 53726-0257  
 Phone: (608) 236-9465

Pat Stiegman  
*Journal Sentinel On-Line*  
 5702 Bellows Circle  
 Madison, WI 53716  
 Phone: (414) 225-5017  
 sports.editor@onwis.com

Sports Editor  
*Badger Herald*  
 550 State Street  
 Madison, WI 53703  
 Phone: (608) 257-4712, ex. 26

Sports Editor  
*Daily Cardinal*  
 Vilas Hall  
 Madison, WI 53706  
 Phone: (608) 262-5857

Mike Wood  
*Appleton Post-Crescent*  
 306 W. Washington  
 Appleton, WI 54912  
 Phone: (414) 733-4411

Renny Zentz  
*Dubuque Telegraph-Herald*  
 Eighth & Bluff Streets  
 Dubuque, IA 52001  
 Phone: (319) 588-5611

Tad Reeve  
*Eau Claire Leader-Telegram*  
 701 S. Farewell Street  
 Eau Claire, WI 54702  
 Phone: (715) 833-9208

John Morton  
*Green Bay Press-Gazette*  
 435 E. Walnut Street  
 Green Bay, WI 54307  
 Phone: (414) 431-8222

Dave Wedeward  
*Janesville Gazette*  
 One S. Parker Drive  
 Janesville, WI 53547  
 Phone: (608) 754-3311

Paul McKillip  
*Kenosha News*  
 715 58th Street  
 Kenosha, WI 53141  
 Phone: (414) 657-1000

Sports Editor  
*La Crosse Tribune*  
 401 N. Third Street  
 La Crosse, WI 54601  
 Phone: (608) 782-9710

Sports Editor  
*Oshkosh Northwestern*  
 P.O. Box 2926  
 Oshkosh, WI 54903  
 Phone: (414) 235-7700

Susan Shemanske  
*Racine Journal-Times*  
 212 Fourth Street  
 Racine, WI 53403  
 Phone: (414) 634-3322

Jay Lillge  
*Wausau Daily Herald*  
 P.O. Box 1286  
 Wausau, WI 54402  
 Phone: (715) 845-0602

## Television

Jeff Lenzen  
 WISC (Ch. 3)  
 7025 Raymond Road  
 Madison, WI 53719  
 Phone: (608) 276-7400  
 Fax: (608) 271-0800

Craig Coshun  
 WMTV (Ch. 15)  
 615 Forward Drive  
 Madison, WI 53711  
 Phone: (608) 274-7817  
 Fax: (608) 271-5194

Jay Wilson  
 WKOW (Ch. 27)  
 P.O. Box 100  
 Madison, WI 53701  
 Phone: (608) 274-6118  
 Fax: (608) 274-9569

Dennis Krause  
 WTMJ (Ch. 4)  
 720 E. Capital Drive  
 Milwaukee, WI 53201  
 Phone: (414) 332-9611  
 Fax: (414) 223-5466

Tom Pipines  
 WITI (Ch. 6)  
 9001 N. Green Bay Road  
 Milwaukee, WI 53217  
 Phone: (414) 355-6215  
 Fax: (414) 362-2141

Tom Sutton  
 WISN (Ch. 12)  
 P.O. Box 402  
 Milwaukee, WI 53201  
 Phone: (414) 342-8812  
 Fax: (414) 342-7505

Deb Piper  
 WHA (Ch. 21)  
 821 University Avenue  
 Madison, WI 53706  
 Phone: (608) 263-2121  
 Fax: (608) 263-9763

## Wire Services

Arnie Stapleton  
 Associated Press (Milw.)  
 918 N. Fourth Street  
 Milwaukee, WI 53203  
 Phone: (414) 271-0158  
 Fax: (414) 225-3599

Sharon Theimer  
 Associated Press (Mad.)  
 1901 Fish Hatchery Road  
 Madison, WI 53713  
 Phone: (608) 258-9235

## Radio

Matt Lepay (play-by-play)  
 WIBA  
 P.O. Box 99  
 Madison, WI 53701  
 Phone: (608) 274-5450  
 Fax: (608) 274-5521

Mark Grantin  
 WHIT  
 5024 E. Lacy Road  
 Madison, WI 53711  
 Phone: (608) 271-6611

Len Kasper  
 WTMJ  
 720 E. Capitol Drive  
 Milwaukee, WI 53201  
 Phone: (414) 332-9611

Dick Wheeler  
 Wheeler News Service  
 121 E. Main Street, Ste. 300  
 Madison, WI 53703  
 Phone: (608) 257-2614

Casey James  
 WTDY  
 2740 Skia Lane  
 Madison, WI 53713  
 Phone: (608) 281-1480



# STAFF DIRECTORY

## Administration

- Pat Richter (Wisconsin, 1964) .....262-5068  
 Director of Athletics
- Alan Fish (Luther, 1973) .....262-3157  
 Administrative Officer
- Cheryl Marra (Slippery Rock, 1977) .....263-3214  
 Assoc. AD/Sports Administrator
- Mike Moss (Ohio University, 1961) .....262-0099  
 Assoc. AD/Sports Administrator
- Vince Sweeney (Wisconsin, 1979) .....262-5583  
 Assoc. AD/External Relations


## Departments

- Jim Bakken (Wisconsin, 1963) .....262-0119  
 Director of Community Relations
- John Chadima (Iowa, 1988) .....262-7974  
 Director of Facilities & Events
- John Dettmann (UW-Oshkosh, 1983) .....262-5613  
 Strength & Conditioning Coordinator
- Tam Flarup (Iowa State, 1975) .....263-5502  
 Director of Women's Sports Information
- Barry Fox (Wisconsin, 1974) .....262-3631  
 Superintendent of Buildings & Grounds
- Dennis Helwig (Wisconsin, 1974) .....262-3798  
 Head Athletic Trainer
- Duane Kleven (Wisconsin, 1961) .....262-0553  
 Director of Special Events
- John Kvatek (Miami, Ohio, 1995) .....265-6147  
 Video Coordinator
- Steve Malchow (Iowa, 1983) .....262-1811  
 Director of Men's Sports Information
- Jim Roberts (North Dakota State, 1979) .....262-5100  
 Technical Systems Coordinator
- Terry Schlatter (Purdue, 1981) .....265-5592  
 Equipment Supervisor
- John Sheffield (Florida State, 1975) .....262-1600  
 Director of Ticket Operations
- Mike Unitan (Wisconsin, 1992) .....262-1812  
 Director of Marketing & Promotions
- Rob Waeldner (Notre Dame, 1986) .....265-2973  
 Interim Compliance Director
- Alan Zussman (Wisconsin, 1969) .....262-0748  
 Academic Affairs Director


## Head Coaches

- Jane Albright-Dieterle (Appalachian St., 1981) .263-5506  
 Women's Basketball
- Barry Alvarez (Nebraska, 1969) .....262-1861  
 Football
- Kalekeni Banda (Massachusetts, 1975) ....262-7749  
 Men's Soccer
- Dick Bennett (Ripon, 1965) .....262-4597  
 Men's Basketball
- Chris Clark (California, 1982) .....262-8521  
 Men's Crew
- John Cook (San Diego, 1979) .....263-5670  
 Volleyball
- Barry Davis (Iowa, 1987) .....262-4399  
 Wrestling
- Dean Duerst (Wisconsin, 1984) .....265-2974  
 Women's Soccer
- Sue Ela (Wisconsin, 1975) .....263-6698  
 Women's Crew
- Karen Gallagher (Texas Women's, 1981) ...265-6152  
 Softball
- Nick Hansen (Iowa State, 1987) .....265-3336  
 Men's & Women's Swimming
- Patti Henderson (Florida State, 1986) .....263-6304  
 Women's Tennis
- Pat Klingelhoets (Wisconsin, 1972) .....262-0997  
 Men's Tennis
- Ed Nuttycombe (VPI, 1978) .....262-4397  
 Men's Track
- Jeff Sauer (Colorado College, 1965) .....262-3932  
 Hockey
- Martin Smith (Bridgewater, 1974) .....262-5729  
 Men's Cross Country
- Peter Tegen (Koln, 1965) .....263-5109  
 Women's Track & Cross Country
- Dennis Tiziani (Northland, 1964) .....249-1000  
 Men's & Women's Golf

# BADGERS ON TV




Craig Coshun



John Powless



Van Stoutt



Alan Zussman

## Television Coverage

A minimum of 22 of the Badgers' regular-season games, including all but four home games, will be televised live this season. Among those will be five nationally televised contests — one on CBS, three on ESPN and one on ESPN2 — and three that will be shown throughout the Midwest on the ESPN Regional network.

Wisconsin's flagship station is WMTV in Madison.

WMTV sports director Craig Coshun, who called the action for several Badger games last season, heads this year's broadcast team. He is teamed with long-time analyst John Powless, who was head coach of the Badgers from 1969-76.

In addition to the live telecasts, several home games will also be aired on a delay basis on the state-wide Wisconsin Public Television network. WIBA Radio's Van Stoutt and UW academic and student affairs director Alan Zussman handle the announcing duties.

## The Dick Bennett Show


"The Dick Bennett Show" airs in Madison and on a statewide network. Hosted by WISC-TV's Jeff Lenzen, the 30-minute program features insights, interviews, highlights and viewer questions. Check local listings for the times in your area.

### WISCONSIN'S 1997-98 TELEVISED GAMES


Date	Opponent	Time	TV	Date	Opponent	Time	TV
NOV. 14	MARQUETTE	7 p.m.	ESPN Plus	Jan. 27	at Minnesota	6:30 p.m.	ESPN
Nov. 24	at Pepperdine	9 p.m.	Fox Sports West 2	Jan. 31	at Purdue	7 p.m.	ESPN Plus
DEC. 6	TEMPLE	3 p.m.	ESPN Plus	FEB. 3	IOWA	6:30 p.m.	ESPN
DEC. 9	TOLEDO	7 p.m.	ESPN Plus	FEB. 7	ILLINOIS	3 p.m.	ESPN Plus
Dec. 27	at Fresno State	9 p.m.	ESPN Plus	Feb. 11	at Northwestern	7 p.m.	ESPN Plus
DEC. 31	MICHIGAN	7 p.m.	ESPN Plus	Feb. 14	at Penn State	7 p.m.	ESPN Plus
Jan. 3	at Ohio State	11:15 a.m.	ESPN Regional	FEB. 18	UW-MILWAUKEE	7 p.m.	ESPN Plus
Jan. 8	at Michigan State	6:30 p.m.	ESPN	FEB. 21	MICHIGAN STATE	1:30 p.m.	ESPN Regional
JAN. 14	PENN STATE	6 p.m.	ESPN2	FEB. 25	OHIO STATE	7 p.m.	ESPN Plus
JAN. 17	NORTHWESTERN	3:30 p.m.	ESPN Regional	Feb. 28	at Michigan	TBA	ESPN Plus
Jan. 21	at Illinois	7 p.m.	ESPN Plus			OR	
JAN. 25	INDIANA	3 p.m.	CBS	Mar. 1	at Michigan	1 p.m.	CBS



# BADGERS ON RADIO



Matt Lepay



Mike Lucas

## Radio Coverage

Exclusive radio coverage of Badger basketball can be heard on the 43-station Wisconsin Radio Network. The Athletic Department and Learfield Communications entered into an agreement for radio broadcast rights for Wisconsin football and basketball prior to the 1994 season.

WIBA (1310 AM) and WOLX (94.9 FM) are the rights holders in the Madison market, and WTMJ (620 AM) carries the games in Milwaukee.

Entering his 10th season handling play-by-play duties is Matt Lepay. He has called Badger football the past four seasons. A 1984 graduate of Ohio State, Lepay was Sports Director at WTSO in Madison before joining WIBA in 1994. He previously served as Sports Director at WNCI in Columbus, and prior to that worked at stations in Athens and Piqua, Ohio.

Joining Lepay is Mike Lucas, long-time sports columnist at the *Capital Times*. Lucas, who also adds color on UW football broadcasts, provides daily sports commentaries on WIBA.

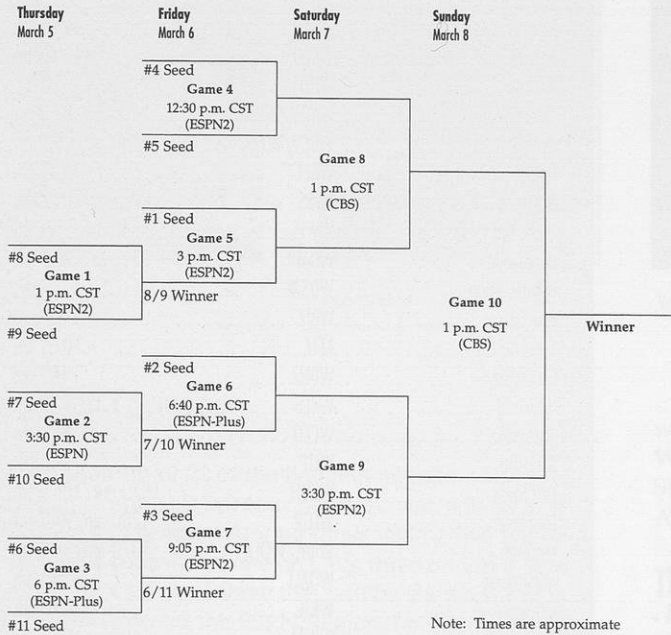
## Radio Affiliates

City	Station	Frequency
Amery	WXCE	.1260 am
Antigo	WRLO	.105.3 fm
Appleton	WHBY	.1150 am
Ashland	WATW/WBSZ	.1400 am/93.3 fm
Beaver Dam	WBEV/WXRO	.1430 am/95.3 fm
Beloit	WBEL	.1380 am
Berlin	WISS	.1090 am/102.3 fm
Black River Falls	WWIS	.1260 am/99.7 fm
Dodgeville	WDMP	.810 am
Duluth, Minn.	WDSM	.710 am
Eau Claire	WBIZ	.1400 am
Fond du Lac	KFIZ	.107.1 fm
Green Bay	WDUZ	.1400 am
Hayward	WRLS	.92.3 fm
Janesville	WCLO	.1230 am
Kenosha	WLIP	.1050 am
La Crosse	WKBH	.1570 am/105.5 fm
Lancaster	WLGR	.1280 am/97.7 fm
Madison	WIBA/WOLX	.1310 am/94.9 fm
Manitowoc	WOMT	.1240 am
Mauston	WRJC	.1270 am
Medford	WIGM	.1490 am/99.3 fm
Milwaukee	WTMJ	.620 am
Monroe	WEKZ	.1260 am
Platteville	WTOQ	.1590 am
Portage	WPDR	.1350 am
Prairie du Chien	WPRE	.980 am/94.3 fm
Reedsburg	WRDB	.1400 am
Rhineland	WOBT	.1240 am
Rice Lake	WJMC	.1240 am
Richland Center	WRCO	.1450 am/100.9 fm
River Falls	WEVR	.1550 am/106.3 fm
Shawano	WTCH	.960 am/99.3 fm
Sheboygan	WHBL	.1330 am
Sparta	WKLJ	.1290 am
Spencer	WOSQ	.92.3 fm
Stevens Point	WSPQ	.1010 am/104.9 fm
Sturgeon Bay	WDOR	.910 am/93.9 fm
Viroqua	WVRQ	.1360 am/102.3 fm
Waupaca	WDUX	.800 am/92.7 fm
Wausau	WSAU	.550 am
West Bend	WBKV	.1470 am
Wisconsin Rapids	WFHR	.1320 am

197-98

# POSTSEASON TOURNAMENTS


## 1998 Big Ten Tournament (United Center, Chicago, Ill.)




## 1998 NCAA Tournament



### 1998 NCAA Division I Men's BASKETBALL CHAMPIONSHIP







David Siskin

# SEASON PREVIEW

After winning more games over two seasons than any Wisconsin squads have since Woodrow Wilson was President, the Badgers enter 1997-98 riding a wave of optimism and excitement into the third year of the Dick Bennett era.

There are good reasons for the sunny forecast. Wisconsin, entering its 100th season of basketball, returns four starters from a team that was 18-10 overall, 11-7 in the Big Ten (T4th) and earned only the fourth NCAA Tournament bid in school history a year ago.

Wisconsin also welcomes a highly regarded recruiting class that will join the Badger veterans in ushering in a new era when the team begins play in the state-of-the-art, 16,500-seat Kohl Center, which is set to open in mid-January.

The Badgers relied heavily last season upon a defense that led the Big Ten in field goal percentage defense and scoring defense and finished fourth nationally in both of those categories.

"Last year was a very satisfying year for all of us, particularly the way we played the second half of the Big Ten season," said Bennett, who is just five wins shy of 400 for his collegiate career. "I think what we did last year, in terms of performance, is reachable this year. We did it with some good halfcourt defense and some tough play, especially in the second half of many games."

In order for the Badgers to match or exceed their accomplishments of a year ago, they will need to improve their performance at the offensive end of the floor.

"We often labored to score last season and that put added pressure on our defense and forced us to come up with big plays down the stretch," Bennett said. "Our offensive improvement will be the key if



David Shikata

Senior guard Ty Calderwood


we wish to become an upper echelon team."

For the first time in his tenure at Wisconsin, Bennett will have a roster with a sizable group of upperclassmen. That will allow him to bring his newcomers along at a more reasonable pace.

"Prior to this season, our roster has been pretty much all younger guys and we lacked experience," said Bennett, who could become the first coach in school history to take the Badgers to postseason play in three consecutive campaigns. "To have a couple of classes full of juniors and seniors, I feel, is very important. That will enable us to use the freshmen appropriately."

The inexperienced players Bennett guided to 35 wins in his first two seasons now will be asked as upperclassmen to lead the Badgers into battle against one of the toughest schedules in Wisconsin history.

"I think maturity tends to bring more mental toughness among good players," Bennett said. "I believe we know what it takes from the experiences — both positive and



David Shikata

Junior forward Sam Okey

negative — we've had. We have realized, through our inconsistency, what is necessary for us to be successful.

"Since the beginning, I have spoken only about our level of play and I don't think it's time to start projecting numbers of wins, league standing, postseason possibilities or the like. We should play the game properly on both ends of the court. If we do that, I think we will be a better team."

## THE BACKCOURT

Depth, flexibility and maturity figure to be the trademarks of the Wisconsin backcourt in 1997-98.

Two seniors (Ty Calderwood and Dave Burkemper), two juniors (Sean Mason and Hennssy Auriantal), a redshirt sophomore (Duany Duany) and a true freshman (Mike Kelley) comprise the guard positions. The group has experience and defensive ability in its favor.

"We will have the capacity to play three guards if we choose to," Bennett said. "With the experienced



## SEASON PREVIEW (CONT.)

guards, along with the maturity of Kelley, we know we have depth. All of them have worked on their jump shots. I'm not prepared to say this is a great shooting corps, but I think it can be a good shooting corps that can play good defense."

Calderwood returns for his final season at point guard after becoming a primary figure in the team's drive to the NCAA Tournament a year ago. Just the second Badger ever to lead the Big Ten in steals (2.33 per game), he averaged 8.8 points, 3.7 assists and shot a team-high .792 from the free throw line.

Calderwood made a game-winning three-point field goal with 0:07 left against Iowa and hit two game-winning free throws with 11.8 seconds left in an upset win over No. 2-ranked Minnesota on the last day of the regular season.

"Ty assumed the leadership role last year and I expect he will command that same role this year with more assertiveness because he has been through a season with us," Bennett said.

Mason, who has the ability to play either guard spot, has played in just 17 games the last two seasons after back-to-back ACL injuries to each knee. He was starting alongside Calderwood and was the team's leading scorer last year when he was injured in the fourth game of the season. He used a redshirt season and retains two years of eligibility.

"Sean holds keys in terms of his ability to return healthy," Bennett said. "He has had a good offseason with his rehabilitation. If he can come back, he will give our offense an immediate boost."

Burkemper, who joined the Badgers as a walk-on two years ago, played in 24 games last season, including starting nods in the last 10 contests. He is a hard worker, who is sound with the ball.

"Dave is always waiting in the wings," Bennett said. "He proved last year how valuable he can be.

He is a mistake-free player, who has worked hard on his jump shot. I know he will be ready to contribute in any way he can."

Auriantal is a fine one-on-one defender who led the Badgers in steals as a freshman. An academic all-Big Ten choice last season, he has not missed a game during his 60-game Badger career. He started 13 times last season and averaged 5.0 points per game.

"Hennssy had a very solid freshman year and leveled off a bit last year, which is not uncommon" Bennett said. "He is more in tune with what he needs to do, particularly on offense. I look for him to make another jump this year. He will challenge for one of the two guard spots."

Duany, who took part in the Big Ten All-Star Tour last summer, started nine times and played in all but one game last season. His career-high 20 point performance at Illinois led the Badgers to a 17-point win in Champaign. The 6-5 Duany averaged 5.1 points and helps give the Badgers the ability to play with three guards.

"He went through a hard freshman year, but he learned a lot," Bennett said of Duany. "I think he will make a jump from his freshman to sophomore year."

Kelley, a first-team all-state point guard last season at Pius XI High in Milwaukee, is inexperienced; however, Bennett speaks highly of him.


"Mike is a very mature freshman, who will be able to con-

tribute because of his defensive abilities, intelligence and intensity on the court," Bennett said.

Three other guards also will be listed on the roster this season. Junior Jon Bryant, a transfer from St. Cloud State, will sit out one year as mandated by NCAA rules. Freshman Chris Chambers is expected to join the team after the football season is over (he is a wide receiver for the Badgers). Freshman John Moriarity also is in the mix.

## THE FRONTCOURT

The Badgers should be deep and flexible, if somewhat inexperienced, up front this season. Wisconsin returns starters in senior Sean Daugherty and junior Sam Okey, as well as senior reserves Booker Coleman and Brian Vraney. The remaining forwards — Andy



Senior forward Sean Daugherty

## SEASON PREVIEW (CONT.)

Kowske, Maurice Linton, Mark Vershaw and Charlie Wills — are true freshmen.

"We have a number of ways we could go," Bennett said. "We could use the veteran group consisting of Coleman, Daugherty and Okey. Sam has the capacity to guard on the perimeter and both he and Daugherty can move on the perimeter. Booker brings excellent defense, screening and rebounding capabilities and, if he can bring the aggressiveness that he has lacked in the past, he could have a very nice senior year."

Okey returns for his third season after earning second-team all-Big Ten honors a year ago. He finished third in the conference in rebounding (8.5) and averaged 11.2 points to finish second on the team. A finalist for a spot on the U.S. World University Games squad, he has started all 59 games in which he has played since coming to Wisconsin.

"After two years of great expectations, I think Sam is settling into more of a role," Bennett said. "He is realizing the need to utilize his strength and explosiveness, in addition to his perimeter skills. He is capable of impacting the game really anywhere from 20 feet in."

Daugherty, the team's most experienced player with 86 games under his belt, was the Badgers' second-leading rebounder (5.4) and third-leading scorer (9.6) a year ago.

"I anticipate Sean having an exceptional senior season," Bennett said. "He has size and he knows how to play."

Coleman enters his fourth year in the program. He played in all but one game last season, averaging 7.8 minutes, 1.1 points and 1.4 rebounds.

"It is time for Booker to demonstrate the aggressiveness that he



Junior guard Sean Mason

needs to demonstrate," Bennett said. "It is the reason he has not received more minutes. We have seen enough to know that if he is aggressive, he will make a major contribution."

Vraney enters his final season as a vital practice player for the Badgers. He earned a share of the team's Red Team Award last year for his efforts as a member of the "red team", which competes against the starters in practice.

The four incoming freshmen frontliners — Kowske, Linton, Vershaw and Wills — all bring size and a wide range of skills to the court. Kowske, according to Bennett, is "a banger who does all of the little things." Linton has the makings of a solid outside player with his size, athleticism and ability to defend on the perimeter. Vershaw is an all-

around talent, who is ranked among the top 50 incoming freshmen in most national ratings. Wills combines size, offensive skill and competitiveness and should be in a position to contribute, as well.

## THE SCHEDULE

Excluding the Big Island Invitational, which is Nov. 28-30 in Hilo, Hawaii, the Badgers will face four non-conference foes who participated in the 1997 NCAA Tournament. Two more non-conference opponents played in last season's NIT. Additionally, every Big Island Invitational entry — except for Division II host Hawaii-Hilo — played in last season's NCAA Tournament.

Wisconsin will host Indiana at the Kohl Center on Jan. 25 at 3 p.m. in the Badgers' first regular-season appearance on CBS in three years. CBS also may televise the Badgers' last game of the regular season at Michigan on March 1. The UW will appear on ESPN

three times — at Michigan State on Jan. 8, at Minnesota on Jan. 27 and at home vs. Iowa on Feb. 3. ESPN2 will telecast the final game in the UW Field House on Jan. 14 against Penn State.

The Big Ten's first postseason tournament will be held March 5-8 at the United Center in Chicago. Due to the postseason tournament, conference schools will play 16 league games, instead of the 18-game slate they have been playing since 1975. The 16-game schedule means that the Badgers will play Indiana, Minnesota, Purdue and Iowa only once this season.



# ROSTERS

## Alphabetical

No.	Name	Pos.	Ht.	Wt.	Cl./El.	Hometown (High School/Last School)
5	Hennssy Auriantal**	G	6-1	190	Jr./Jr.	Montreal, Quebec (Dawson College)
10	Jon Bryant	G	6-2	185	Jr./Jr.	Plymouth, MN (Armstrong/St. Cloud State)
25	David Burkemper**	G	6-1	200	Sr./Sr.	Hubertus, WI (Marquette High)
12	Ty Calderwood*	G	6-0	180	Sr./Sr.	Joliet, IL (Joliet Township/Palm Beach CC)
32	Chris Chambers	G	6-1	180	Fr./Fr.	Bedford, Ohio (HS)
41	Booker Coleman***	F/C	6-9	230	Sr./Sr.	Jamestown, NY (Erie, Pa. Cathedral Prep)
52	Sean Daugherty***	F	6-10	230	Sr./Sr.	Vincennes, IN (Lincoln)
3	Duany Duany*	F/G	6-5	190	Jr./So.	Bloomington, IN (North)
22	Mike Kelley	G	6-3	180	Fr./Fr.	Milwaukee, WI (Pius XI)
15	Andy Kowske	F	6-8	220	Fr./Fr.	Brookfield, WI (Whitefish Bay Dominican)
30	Maurice Linton	F	6-8	205	Fr./Fr.	Calumet City, IL (Thornwood)
11	Sean Mason**	G	6-2	175	Sr./Jr.	Country Club Hills, IL (Rich Central)
14	John Moriarity	G	6-4	175	Fr./Fr.	Oostburg, WI (HS)
4	Sam Okey**	F	6-7	235	Jr./Jr.	Cassville, WI (HS)
50	Mark Vershaw	F	6-9	240	Fr./Fr.	East Peoria, IL (HS)
33	Brian Vraney***	F	6-6	240	Sr./Sr.	Valders, WI (HS)
40	Charlie Wills	F	6-8	225	Fr./Fr.	Angola, IN (HS)

## Numerical

No.	Name	Pos.	Ht.	Wt.	Cl./El.	Hometown (High School/Last School)
3	Duany Duany*	F/G	6-5	190	Jr./So.	Bloomington, IN (North)
4	Sam Okey**	F	6-7	235	Jr./Jr.	Cassville, WI (HS)
5	Hennssy Auriantal**	G	6-1	190	Jr./Jr.	Montreal, Quebec (Dawson College)
10	Jon Bryant	G	6-2	185	Jr./Jr.	Plymouth, MN (Armstrong/St. Cloud State)
11	Sean Mason**	G	6-2	175	Sr./Jr.	Country Club Hills, IL (Rich Central)
12	Ty Calderwood*	G	6-0	180	Sr./Sr.	Joliet, IL (Joliet Township/Palm Beach CC)
14	John Moriarity	G	6-4	175	Fr./Fr.	Oostburg, WI (HS)
15	Andy Kowske	F	6-8	220	Fr./Fr.	Brookfield, WI (Whitefish Bay Dominican)
22	Mike Kelley	G	6-3	180	Fr./Fr.	Milwaukee, WI (Pius XI)
25	David Burkemper**	G	6-1	200	Sr./Sr.	Hubertus, WI (Marquette High)
30	Maurice Linton	F	6-8	205	Fr./Fr.	Calumet City, IL (Thornwood)
32	Chris Chambers	G	6-1	180	Fr./Fr.	Bedford, Ohio (HS)
33	Brian Vraney***	F	6-6	240	Sr./Sr.	Valders, WI (HS)
40	Charlie Wills	F	6-8	225	Fr./Fr.	Angola, IN (HS)
41	Booker Coleman***	F/C	6-9	230	Sr./Sr.	Jamestown, NY (Erie, Pa. Cathedral Prep)
50	Mark Vershaw	F	6-9	240	Fr./Fr.	East Peoria, IL (HS)
52	Sean Daugherty***	F	6-10	230	Sr./Sr.	Vincennes, IN (Lincoln)

## Basketball Staff

**Head Coach:** Dick Bennett

**Assistant Coaches:** Brad Soderberg, Shawn Hood,  
Brian Hecker

**Student Assistant Coach:** Mosezell Peterson

**Administrative Assistant:** Paul Costanzo

**Athletic Trainer:** Andy Winterstein

**Strength and Conditioning Coach:** Scott Hettenbach


## Pronunciation Guide

Hennssy Auriantal (HEN-see ori-EN-tal)


Duany Duany (DWAY-knee)

Andy Kowske (KOW-skee)


# RADIO/TV ROSTER




3 Duany Duany, G/F  
So., Bloomington, Ind.




4 Sam Okey, F  
Jr., Cassville, Wis.



5 Hennessy Auriantal, G  
Jr., Montreal, Que.




10 Jon Bryant, G  
Jr., Plymouth, Minn.




11 Sean Mason, G  
Jr., Country Club Hills, Ill.




12 Ty Calderwood, G  
Sr., Joliet, Ill.




14 John Moriarity, G  
Fr., Oostburg, Wis.




15 Andy Kowske, F  
Fr., Brookfield, Wis.




22 Mike Kelley, G  
Fr., Milwaukee, Wis.




25 David Burkemper, G  
Sr., Hubertus, Wis.




30 Maurice Linton, F  
Fr., Calumet City, Ill.




32 Chris Chambers, G  
Fr., Bedford, Ohio




33 Brian Vraney, F  
Sr., Valders, Wis.




40 Charlie Wills, F  
Fr., Angola, Ind.



41 Booker Coleman, F/C  
Sr., Jamestown, N.Y.




50 Mark Vershaw, F  
Fr., East Peoria, Ill.



52 Sean Daugherty, F  
Sr., Vincennes, Ind.






# '97-98 Badgers

David Siskin

# HENSSY AURIANTAL



5

**Junior • Guard**  
**6-1, 190**  
**Montreal, Que.**  
**Dawson College**

## Career

Has played in all 60 games during his two-year Badger career, including 34 starts ... ranks eighth on Wisconsin's career three-point field goal percentage (.401) chart, ninth on UW's career three-point field goals list (55) and 10th on school's all-time three-point field goal attempts ledger (137).

## Summer 1997

Played for silver medal-winning Canadian squad in 1997 World University Games in Italy ... only other Badger ever to play in World University Games was Michael Finley in 1993.

## 1996-97 (Sophomore)

Academic all-Big Ten choice ... one of four Badgers to play in all 28 games ... registered 13 starts, including NCAA Tournament contest vs. Texas ... team's leading three-point shooter (.408) for second straight year ... third on team in assists (1.5) and steals (0.9) per game ... averaged 5.0 points and 2.7 rebounds ... recorded only 17 turnovers (19.6 minutes per game) in 18 league games ... season-high 14-point performances in wins over Ball State and Purdue ... tallied game-winning basket with 41 seconds left at Penn State ... career highs in assists (six) and rebounds (seven) at Marquette ... career high-tying five steals vs. UW-Milwaukee ... converted three-point play at Temple to tie game at 46-46 with 2:30 left (Badgers later won in overtime).

## 1995-96 (Freshman)

Winner of Badger Award for exemplifying humility, passion, unity, servanthood and thankfulness, both on and off the court ... played in school record-tying 32 games, including 21 starts ... one of three Badgers (Sam Okey and Sean Daugherty were the others) to play in every game ... led team in steals with school freshman-record 43, which ranked in a tie for 10th place on Wisconsin's single-season list ... led team in three-point field goal shooting (.398) ... made 14 of 16 (.875) free throw attempts in last three minutes of games decided by 10 points or less and overtime ... career-high 19 points in first start at Providence ... career-high five steals vs. UW-Milwaukee ... brilliant defensive effort vs. Marquette frustrated Golden Eagles star Aaron Hutchins into a 3-for-17 field goal shooting performance ... 14 points and four steals in 19 minutes in upset win over No. 11 Iowa ... sent Jan. 24 Minnesota game into overtime with three-pointer with 37 seconds left in regulation ... hit game-winning jumper with seven seconds left at Illinois ... held Illini star Kiwane Garris to two points on 1-for-11 field goal shooting ... scored 18 points in win over Ohio State, including 12 of UW's last 15 points ... outstanding performance in NIT win over Manhattan (registered 15 points and four steals, while holding Jasper guard Tarik Thacker to two points and forcing him into six turnovers).

## High School

Played at Dawson College, a Canadian prep school ... first-team all-Canada choice (includes players up to age 24) and first-team all-league selection as a senior ... first-team all-star in five tournaments in which he participated ... league's leading scorer with 26.7 points per game ... paced loop in assists per game (6.0) ... averaged five steals and three rebounds ... two-time team MVP at Dawson ... named

## Up Close

Born July 6, 1975, in Montreal, Que. ... parents are Emilie Louissaint and Rodolphe Auriantal ... brother, Ralph, is a senior on the basketball team at St. Francis College in Brooklyn Heights, N.Y. ... kinesiology major ... played for female coach (Olga Hrycac) in high school ... speaks French ... parents grew up in Haiti, moved to Montreal and lived in Haitian neighborhood where Henssy was born ... Henssy lived in Haiti as a child before moving back to Montreal at age six ... committed to UW when Stan Van Gundy was coach ... played in front of 50 friends and family members when Badgers played in Ottawa, Ont. last year.



Canadian Collegiate Athletic Association Student-Athlete of the Month for February of 1995, an honor that encompassed all high school and college players in Canada ... also played baseball.

### Career Highs

**Minutes:**

37, three times; MR vs. Ohio State (2.10.96)

**Field Goals Made:**

7 at Providence (12.11.95)

**Field Goal Attempts:**

13 vs. Illinois State (3.18.96)

**3-Point Field Goals:**

4 vs. Valparaiso (12.14.95)

**3-Point Field Goal Attempts:**

6, twice; MR vs. Penn State (3.6.96)

**Free Throws Made:**

9 vs. Ohio State (2.10.96)

**Free Throw Attempts:**

13 vs. Ohio State (2.10.96)

**Rebounds:**

7, twice; MR at Marquette (12.31.96)

**Assists:**

6 at Marquette (12.31.96)

**Blocks:**


1, three times; MR at Purdue (1.22.97)

**Steals:**

5, twice; MR vs. UW-Milwaukee (12.10.96)

**Points:**

19 at Providence (12.11.95)



David Shuko


### Auriantal's Career Statistics

Year	G-GS	MIN	FG-FGA	PCT	3P-3PA	PCT	FT-FTA	PCT	REB	AVG	PF-D	AT	TO	BK	ST	PTS	AVG
95-96	32-21	904-28.3	96-213	.451	35-88	.398	50-76	.658	76	2.4	71-1	67	77	1	43	277	8.7
96-97	28-13	631-22.5	49-121	.405	20-49	.408	23-40	.575	75	2.7	72-3	42	45	2	25	141	5.0
<b>Totals</b>	<b>60-34</b>	<b>1535-25.6</b>	<b>145-334</b>	<b>.434</b>	<b>55-137</b>	<b>.401</b>	<b>73-116</b>	<b>.629</b>	<b>151</b>	<b>2.5</b>	<b>143-4</b>	<b>109</b>	<b>122</b>	<b>3</b>	<b>68</b>	<b>418</b>	<b>7.0</b>

### Auriantal's Big Ten Statistics

Year	G-GS	MIN	FG-FGA	PCT	3P-3PA	PCT	FT-FTA	PCT	REB	AVG	PF-D	AT	TO	BK	ST	PTS	AVG
95-96	18-14	562-31.2	46-122	.377	16-54	.296	36-51	.706	50	2.8	51-1	39	43	1	16	144	8.0
96-97	18-6	352-19.6	25-66	.379	8-23	.348	15-22	.682	35	1.9	46-2	23	17	1	7	73	4.1
<b>Totals</b>	<b>36-20</b>	<b>914-25.4</b>	<b>71-188</b>	<b>.378</b>	<b>24-77</b>	<b>.312</b>	<b>51-73</b>	<b>.699</b>	<b>85</b>	<b>2.4</b>	<b>97-3</b>	<b>62</b>	<b>60</b>	<b>2</b>	<b>23</b>	<b>217</b>	<b>6.0</b>

# DAVID BURKEMPER



**Senior • Guard**  
**6-1, 200**  
**Hubertus, Wis.**  
**Marquette High**

25

## Up Close

Born July 14, 1976, in Milwaukee, Wis. ... parents are Mary Jo and Jim Burkemper ... political science major ... traveled an interesting and inspiring road to a spot on UW basketball roster ... after sleeping overnight in line to get Badger basketball tickets as a freshman, he tried out for the squad as a walk-on a year later but was cut ... midway through the '95-96 season, however, Bennett asked him back to help fill roster void created by injuries ... earned a scholarship for his junior year and wound up starting the Badgers' last 10 games, during which the team went 7-3 ... roommate of fellow senior Sean Daugherty ... favorite movie is "Pulp Fiction."

## 1996-97 (Junior)

Played in 24 games, including starting nods in the last 10 contests ... averaged 21.2 minutes as a starter ... one of three Badgers with a positive assist-to-turnover ratio ... scored 16 points and grabbed 25 rebounds ... made seven of eight (.875) free throw attempts for the season ... career highs in points (six) and rebounds (four) in win at Northwestern ... in his first collegiate start, he hit two free throws with 9.2 seconds left to play that helped secure 58-53 win over 13th-ranked Michigan.

## 1995-96 (Sophomore)

Earned first letter ... joined Badgers as a walk-on in January ... played three minutes in three games.

## High School

Two-year varsity basketball letterwinner, who averaged 7.2 points, 9.1 assists and 3.1 rebounds as a senior in 1993-94 ... team won state title with 25-1 record his senior season ... tabbed squad's Defensive MVP and broke school's all-time assist record ... averaged 2.1 points and 3.0 assists as a junior for squad that was 17-6.

## Career Highs

**Minutes:**  
 30 at Northwestern (2.8.97)  
**Field Goals Made:**  
 1, four times; MR at Northwestern (2.8.97)  
**Field Goal Attempts:**  
 4 vs. Illinois (2.12.97)  
**3-Point Field Goals:**  
 1 at St. Bonaventure (12.14.96)  
**3-Point Field Goal Attempts:**  
 2 vs. Illinois (2.12.97)  
**Free Throws Made:**  
 4 at Northwestern (2.8.97)  
**Free Throw Attempts:**  
 4 at Northwestern (2.8.97)  
**Rebounds:**  
 4 at Northwestern (2.8.97)  
**Assists:**  
 3 vs. Purdue (2.15.97)  
**Blocks:**  
 0  
**Steals:**  
 2 at Michigan State (3.1.97)  
**Points:**  
 6 at Northwestern (2.8.97)





David Sitka

**Burkemper's Career Statistics**

Year	G-GS	MIN	FG-FGA	PCT	3P-3PA	PCT	FT-FTA	PCT	REB	AVG	PF-D	AT	TO	BK	ST	PTS	AVG
95-96	3-0	3-1.0	0-0	.000	0-0	.000	0-0	.000	0	0.0	0-0	0	1	0	0	0	0.0
96-97	24-10	300-12.5	4-15	.267	1-7	.143	7-8	.875	25	1.0	33-1	25	19	0	5	16	0.7
<b>Totals</b>	<b>27-10</b>	<b>303-11.2</b>	<b>4-15</b>	<b>.267</b>	<b>1-7</b>	<b>.143</b>	<b>7-8</b>	<b>.875</b>	<b>25</b>	<b>0.9</b>	<b>33-1</b>	<b>25</b>	<b>20</b>	<b>0</b>	<b>5</b>	<b>16</b>	<b>0.6</b>

**Burkemper's Big Ten Statistics**

Year	G-GS	MIN	FG-FGA	PCT	3P-3PA	PCT	FT-FTA	PCT	REB	AVG	PF-D	AT	TO	BK	ST	PTS	AVG
95-96	3-0	3-1.0	0-0	.000	0-0	.000	0-0	.000	0	0.0	0-0	0	1	0	0	0	0.0
96-97	16-9	239-14.9	2-11	.182	0-6	.000	6-6	1.000	22	1.4	27-1	20	14	0	5	10	0.6
<b>Totals</b>	<b>19-9</b>	<b>242-12.7</b>	<b>2-11</b>	<b>.182</b>	<b>0-6</b>	<b>.000</b>	<b>6-6</b>	<b>1.000</b>	<b>22</b>	<b>1.2</b>	<b>27-1</b>	<b>20</b>	<b>15</b>	<b>0</b>	<b>5</b>	<b>10</b>	<b>0.5</b>

# TY CALDERWOOD



**Senior • Guard**  
**6-0, 180**  
**Joliet, Ill.**  
**Joliet Township High**

A 1997-98 team tri-captain with Sean Daugherty and Sean Mason.

## Career

Needs 35 steals to crack UW's career top 10 list.

## 1996-97 (Junior)

Key element for one of most successful teams in school history ... started at point guard in 24 of 27 games (missed Marquette game with knee injury) ... led team in minutes played (32.8) ... averaged 8.8 points, 3.2 rebounds and team-high 3.7 assists ... team-high 63 steals were third-highest single-season total in school history ... only the second Badger ever to lead the Big Ten in steals ... team's leading free throw shooter (.792) ... won team's Free Throw Ladder Award (goes to winner of team's season-long free throw shooting competition held during each practice) ... hit two free throws with 11.8 seconds left to play and then stole ball from Sam Jacobson on the ensuing possession to clinch upset win over No. 2 Minnesota ... registered career-best 19 points in that win over Golden Gophers ... connected on game-winning three-point field goal with seven seconds left against Iowa ... tallied 17 points in wins at Illinois (5-6 FGs with five assists) and vs. Purdue (four assists, three steals) ... made 14-18 free throws (makes and attempts both tied for fifth-most in UW history) in final 6:35 of win at St. Bonaventure ... six assists and no turnovers in 37 minutes in victory over Indiana ... recorded at least four steals in eight games.

## Before Wisconsin

Averaged 12.9 points, 8.3 assists and 3.0 steals per game as a sophomore for Coach Pat Klingler at Palm Beach (FL) Community College where he helped guide team to a 28-6 record ... shot 48 percent from the field, including 44 percent from three-point range, and 75 percent from free throw line ... played freshman season for Klingler at Joliet (IL) Community College ... led team to 28-4 mark and league-best 9-1 slate ... second-team all-conference choice, he averaged 10.1 points, 10.8 assists and 2.6 steals.

## High School

All-South Inter-Conference Association selection in 1993-94 ... averaged 14.8 points and helped squad to 30-0 record before it suffered its only loss of the season (to Carbondale High) in state Class AA quarterfinals ... named MVP of Pontiac (IL) Christmas Tournament.

## Career Highs


- Minutes:**  
43 at Temple (12.4.96)
- Field Goals Made:**  
6, twice; MR vs. Minnesota (3.8.97)
- Field Goal Attempts:**  
15 vs. Minnesota (3.8.97)
- 3-Point Field Goals:**  
3, six times; MR vs. Texas (3.14.97)
- 3-Point Field Goal Attempts:**  
8, three times; MR vs. Minnesota (3.8.97)
- Free Throws Made:**  
14 at St. Bonaventure (12.14.96)
- Free Throw Attempts:**  
18 at St. Bonaventure (12.14.96)
- Rebounds:**  
7 vs. Texas (3.14.97)
- Assists:**  
8 vs. UW-Milwaukee (12.10.96)
- Blocks:**  
2 vs. Iowa (2.26.97)
- Steals:**  
5, twice; MR vs. Northwestern (1.29.97)
- Points:**  
19 vs. Minnesota (3.8.97)

# 12

## Up Close

Born Sept. 9, 1976, in Palo Alto, Calif. ... parents are Mettine Ann Calderwood and Greg Bates ... communication arts with emphasis on radio, T.V. and film major ... given name is Tyre (pronounced ty-REE) ... only player in Wisconsin program (aside from incoming freshmen) to be recruited and signed by Dick Bennett's staff ... has a daughter named Tiara Briana Calderwood ... since his senior year in high school, teams he has played for have compiled a 104-21 (.832) record ... one of team's strongest backcourt players, he and Sean Mason both bench press 260 pounds, highest among all Badger guards.





David Shtuka


**Calderwood's Career Statistics**

Year	G-GS	MIN	FG-FGA	PCT	3P-3PA	PCT	FT-FTA	PCT	REB	AVG	PF-D	AT	TO	BK	ST	PTS	AVG
96-97	27-24	886-32.8	71-202	.351	39-117	.333	57-72	.792	87	3.2	71-1	101	68	5	63	238	8.8
Totals	27-24	886-32.8	71-202	.351	39-117	.333	57-72	.792	87	3.2	71-1	101	68	5	63	238	8.8

**Calderwood's Big Ten Statistics**

Year	G-GS	MIN	FG-FGA	PCT	3P-3PA	PCT	FT-FTA	PCT	REB	AVG	PF-D	AT	TO	BK	ST	PTS	AVG
96-97	18-17	594-33.0	55-156	.353	26-86	.302	33-42	.786	49	2.7	51-0	63	45	3	39	169	9.4
Totals	18-17	594-33.0	55-156	.353	26-86	.302	33-42	.786	49	2.7	51-0	63	45	3	39	169	9.4

# BOOKER COLEMAN



**Senior • Forward**  
**6-9, 230**  
**Jamestown, N.Y.**  
**Erie, Pa. Cathedral Prep**

## Career

Needs 23 blocked shots to crack school's career top 10 listing.

# 41

## Up Close

Born July 22, 1976, in Lexington, Ky. ... parents are Doris and Booker Coleman ... international relations major ... has an interest in politics and interned with Lt. Governor Scott McCallum in summer of 1996 ... interned last summer with state's Department of Commerce ... signed to play with Badgers while Stu Jackson was head coach ... parents frequently travel to Badger home and road games from their home in Jamestown, N.Y. ... uncle, Mike Sanders, played in the NBA for Cleveland, Indiana and Phoenix ... made all-star team basketball trips to Germany and Japan, as well as trip to Hawaii with Badgers, in 1995.

## 1996-97 (Junior)

Played in 27 of 28 games, including starts vs. Providence and Michigan ... averaged 1.1 points and 1.4 rebounds ... shot .478 (11-23) from the field ... tied for third on team in blocked shots with 13 ... scored career-high six points along with two rebounds and two blocked shots vs. Illinois on Feb. 12 ... season-high four rebounds in 15 minutes in win over Michigan ... credited with three blocked shots in nine minutes at Iowa.

## 1995-96 (Sophomore)

Played in 25 games ... made only career start in season opener vs. Villanova when he replaced injured Sean Daugherty ... second on team in blocked shots with 18 ... scored career-high four points on four occasions ... notched four points, six rebounds and career-high four blocked shots vs. Eastern Illinois ... career-high seven rebounds in upset win over No. 11 Iowa ... blocked two shots in six minutes in NIT win over Manhattan.

## Summer of 1995

Member of American all-star team, coached by St. Bonaventure assistant coach Rob Lanier, which toured Germany in early June ... also played for Big Ten All-Star squad that compiled 7-0 record against Japanese college all-star teams and U.S. Military teams in Japan in June ... averaged 7.7 points and 6.4 rebounds per game ... had nine or more

rebounds in four of the games, including 15-point, 11-rebound performance in first game.

## 1994-95 (Freshman)

Saw action in 10 games, accumulating 25 minutes of playing time ... most extensive playing time was six minutes at Eastern Michigan ... averaged 0.6 points and 0.8 rebounds ... scored two points vs. UW-Milwaukee and at Michigan State ... season-high four rebounds in season-opener vs. Wright State.

## High School

First-team all-state as a senior ... averaged 17.3 points, 10.0 rebounds and 3.2 blocked shots in helping Cathedral Prep to 24-7 record, the Erie Metro League championship and a second-place finish in Class 4A state tournament ... named to four all-tournament teams during the season, including two MVP honors ... averaged 10.2 points as a junior, when Ramblers posted 21-7 mark and won state title ... first-team all-league as a junior ... averaged 10.6 points and 7.8 rebounds in his three years of varsity action.

## Career Highs

### Minutes:

18 vs. Michigan State (1.17.96)

### Field Goals Made:

2, five times; MR vs. Illinois (2.12.97)

### Field Goal Attempts:

5 at Michigan (3.9.96)

### 3-Point Field Goals:

0

### 3-Point Field Goal Attempts:

0

### Free Throws Made:

2, four times; MR vs. Illinois (2.12.97)

### Free Throw Attempts:

4, twice; MR at Marquette (12.31.96)

### Rebounds:

7 vs. Iowa (1.13.96)

### Assists:

1, twice; MR vs. Purdue (2.15.97)

### Blocks:

4 vs. Eastern Illinois (12.28.95)

### Steals:

2 at Ohio State (1.31.96)

### Points:

6 vs. Illinois (2.12.97)





David Stuka


**Coleman's Career Statistics**

Year	G-GS	MIN	FG-FGA	PCT	3P-3PA	PCT	FT-FTA	PCT	REB	AVG	PF-D	AT	TO	BK	ST	PTS	AVG
94-95	10-0	25-2.5	2-6	.333	0-0	.000	2-6	.333	8	0.8	7-0	0	4	1	0	6	0.6
95-96	25-1	216-8.6	10-21	.476	0-0	.000	6-18	.333	59	2.4	36-2	0	12	18	3	26	1.0
96-97	27-2	211-7.8	11-23	.478	0-0	.000	8-25	.320	37	1.4	24-1	2	15	13	3	30	1.1
<b>Totals</b>	<b>62-3</b>	<b>452-7.3</b>	<b>23-50</b>	<b>.460</b>	<b>0-0</b>	<b>.000</b>	<b>16-49</b>	<b>.327</b>	<b>104</b>	<b>1.7</b>	<b>67-3</b>	<b>2</b>	<b>31</b>	<b>32</b>	<b>6</b>	<b>62</b>	<b>1.0</b>

**Coleman's Big Ten Statistics**

Year	G-GS	MIN	FG-FGA	PCT	3P-3PA	PCT	FT-FTA	PCT	REB	AVG	PF-D	AT	TO	BK	ST	PTS	AVG
94-95	7-0	13-1.9	1-3	.333	0-0	.000	1-3	.333	3	0.4	2-0	0	0	1	0	3	0.4
95-96	15-0	138-9.2	6-12	.500	0-0	.000	4-11	.364	36	2.4	20-1	0	6	8	3	16	1.1
96-97	17-1	137-8.1	7-14	.500	0-0	.000	4-13	.308	25	1.5	22-1	1	10	11	2	18	1.1
<b>Totals</b>	<b>39-1</b>	<b>288-7.4</b>	<b>14-29</b>	<b>.483</b>	<b>0-0</b>	<b>.000</b>	<b>9-27</b>	<b>.333</b>	<b>64</b>	<b>1.6</b>	<b>44-2</b>	<b>1</b>	<b>16</b>	<b>20</b>	<b>5</b>	<b>37</b>	<b>0.9</b>

# SEAN DAUGHERTY



**Senior • Forward**  
**6-10, 230**  
**Vincennes, Ind.**  
**Vincennes High**

A 1997-98 team tri-captain with Ty Calderwood and Sean Mason.

## Career

Has played in team-high 86 games, including 65 straight ... Badgers are 9-1 during his career when he reaches double figures in rebounds ... likely to approach school's career top-10 lists for games played, games started, minutes played, three-point field goals made and attempted, and rebounds this season.

# 52

## Up Close

Born Nov. 20, 1975, in Hopkinsville, Ky. ... parents are Phillip and Laura Daugherty ... major is biological aspects of conservation ... sister, Jenny, is a freshman at Vincennes Junior College ... parents routinely make seven-hour drive from Vincennes to Madison for Badger games ... roommate of fellow Badger senior David Burkemper ... scheduled to graduate from the UW in four years (next May) ... prep teammate, Greg Duke, plays basketball at Moorhead (Minn.) State ... says the best players he has ever played against were Allen Iverson, Kevin Garnett and Stephon Marbury at a Nike Camp after his junior year of high school.

## 1996-97 (Junior)

Played in all 28 games, including 21 starting assignments ... second on team in field goal shooting (.443) among regulars and second in rebounding (5.4) ... also second on team in three-point field goal percentage (.354) ... squad's third-leading scorer (9.6) ... tied for third on team in blocked shots with 13 ... helped key Badgers' run to NCAA Tournament by averaging 10 points, 7.3 rebounds and shooting 74 percent from free throw line in last nine (team was 7-2) regular-season games ... team was 9-2 when he grabbed at least seven rebounds ... registered "double-doubles" at Minnesota (11-10), vs. Michigan (14-11) and vs. Illinois (15-11) ... season-high 19 points plus eight rebounds and two blocked shots in win over Ball State ... made career-high four three-point field goals at Ohio State ... scored in double figures 12 times.

## 1995-96 (Sophomore)

Won UW's Free Throw Ladder Award (goes to the winner of the team's season-long free throw shooting competition during practice)

... tied school record (with Sam Okey and Hennssy Auriantal) for games played with 32 ... his 31 starts rank in a second-place tie on UW single-season list ... finished 14th in Big Ten in rebounding in all games and 15th in league games only ... second on team in rebounds and field goal percentage and third in scoring ... scored in double figures 17 times ... team was 6-0 in games in which he reached double figures in rebounds ... recorded "double-doubles" vs. Northeastern Illinois (16-11), Marquette (10-11) and Minnesota (17-12) ... 10 points and nine rebounds in 27 minutes while playing on sprained ankle vs. No. 3 Villanova in season-opener at Maui Invitational ... hit game-winning, 16-foot jumper at buzzer in win over Penn State ... career-high 22 points at Iowa ... career-high 13 rebounds in 40 minutes in upset win at Illinois ... tallied 19 points (15 in first half) and eight rebounds in 38 minutes in win at Michigan State ... played all 45 minutes of overtime win vs. Minnesota and did not commit a foul.

## 1994-95 (Freshman)

Played in 26 of team's 27 games ... gained starting nod as replacement at center for injured Rashard Griffith at Eastern Michigan ... started last four games of season at forward ... averaged 4.6 points and 3.8 rebounds ... rebounding average ranked third on team behind Griffith and Michael Finley ... scored in double figures on four occasions, including season-high 14 points and seven rebounds vs. UW-Milwaukee ... registered 13 points and six rebounds at Stanford and vs. Northwestern ... made 11 of 29 (.379) three-point attempts during non-conference portion of schedule ... third on team in blocked shots with eight.

## High School

Averaged 19 points and 10 rebounds as a senior ... first-team all-state selection by *Bloomington Herald-Times* and Indiana Basketball Coaches Association ... *Evansville Courier* Player of the Year ... led Lincoln to 21-5 record, a conference title and a berth in the regional championship game as a senior ... team posted 56-16 record (.778) during his



three-year varsity career ... played in the Indiana-Kentucky all-star series, McDonald's Kentucky Derby Classic and Times-Illiana Roundball Classic following his senior season ... averaged 23.1 points and 10.8 rebounds as a junior, when Lincoln posted a 15-8 record ... first-team all-state selection of *Bloomington Herald-Times* and third-team all-state pick of Indiana Basketball Coaches Association ... averaged 19.0 points and 7.4 rebounds his sophomore season, when Lincoln posted 20-3 record and won conference and sectional titles ... all-conference selection all three years.

### Career Highs

**Minutes:**

45 vs. Minnesota (1.24.96)

**Field Goals Made:**

9 at Iowa (2.28.96)

**Field Goal Attempts:**

16 at Iowa (2.28.96)

**3-Point Field Goals:**

4 at Ohio State (2.1.97)

**3-Point Field Goal Attempts:**

7 vs. Wright State (11.26.94)

**Free Throws Made:**

9 vs. UW-Milwaukee (12.23.95)

**Free Throw Attempts:**

10 vs. UW-Milwaukee (12.23.95)

**Rebounds:**

13 at Illinois (2.3.96)

**Assists:**

4, twice; MR vs. Illinois State (3.18.96)

**Blocks:**

3 vs. Brown (12.7.96)

**Steals:**

3, three times; MR at Northwestern (2.8.97)

**Points:**

22 at Iowa (2.28.96)



David Sitka


### Daugherty's Career Statistics

Year	G-GS	MIN	FG-FGA	PCT	3P-3PA	PCT	FT-FTA	PCT	REB	AVG	PF-D	AT	TO	BK	ST	PTS	AVG
94-95	26-5	398-15.3	43-123	.350	13-47	.277	20-34	.588	99	3.8	61-1	13	33	8	11	119	4.6
95-96	32-31	996-31.1	125-272	.460	12-39	.308	70-96	.729	202	6.3	95-2	33	56	13	22	332	10.4
96-97	28-21	795-28.4	104-235	.443	17-48	.354	45-65	.692	151	5.4	78-2	22	39	13	17	270	9.6
<b>Totals</b>	<b>86-57</b>	<b>2189-25.5</b>	<b>272-630</b>	<b>.432</b>	<b>42-134</b>	<b>.313</b>	<b>135-195</b>	<b>.692</b>	<b>452</b>	<b>5.3</b>	<b>234-5</b>	<b>68</b>	<b>128</b>	<b>34</b>	<b>50</b>	<b>721</b>	<b>8.4</b>

### Daugherty's Big Ten Statistics

Year	G-GS	MIN	FG-FGA	PCT	3P-3PA	PCT	FT-FTA	PCT	REB	AVG	PF-D	AT	TO	BK	ST	PTS	AVG
94-95	17-4	230-13.5	18-65	.277	2-18	.111	14-25	.560	58	3.4	39-1	8	18	4	5	52	3.1
95-96	18-18	580-32.2	71-154	.461	8-24	.333	31-44	.705	109	6.1	55-1	16	41	9	10	181	10.1
96-97	18-15	515-28.6	65-152	.428	13-38	.342	31-44	.705	104	5.8	51-1	12	23	4	13	174	9.7
<b>Totals</b>	<b>53-37</b>	<b>1325-25.0</b>	<b>154-371</b>	<b>.415</b>	<b>23-80</b>	<b>.288</b>	<b>76-113</b>	<b>.673</b>	<b>271</b>	<b>5.1</b>	<b>145-3</b>	<b>36</b>	<b>82</b>	<b>17</b>	<b>28</b>	<b>407</b>	<b>7.7</b>

# DUANY DUANY



3

**Sophomore • Forward/Guard**  
**6-5, 190**  
**Bloomington, Ind.**  
**North High**

## Summer 1997

Averaged 5.2 points and 2.2 rebounds for Big Ten All-Star touring team that played six games in England, France and Germany.

## 1996-97 (Redshirt Freshman)

Played in 27 of 28 games and started nine times ... averaged 5.1 points, 1.4 rebounds and 17 minutes per game ... career-high 20 points (7-9 field goals, including 5-5 three-pointers) in win at Illinois ... tallied pair of three-point field goals and two steals (one with 22 seconds left to clinch win) at Penn State ... registered 11 points and four rebounds in 26 minutes in first career start vs. UNC-Wilmington ... scored in double figures five times.

## 1995-96 (Freshman)

Broke bone in right foot in practice on Nov. 25 and redshirted ... played in two games at Maui Invitational and averaged 7.5 points in 22 minutes of action.

## High School

First-team all-state and a member of the Indiana all-star team as a senior ... named team MVP as junior and senior ... school's all-time leading scorer and rebounder ... averaged 20.4 points, 10 rebounds, 3.0 assists and 2.0 blocks as a senior ... team was 17-5 in his last season ... averaged 24.3 points and eight rebounds as a junior when team was 12-8 ... tabbed Best Offensive Player at Las Vegas Invitational and MVP of Windy City Classic as a junior ... garnered all-state honors as a junior ... four-year starter ... member of National Honor Society.


## Career Highs

- Minutes:**  
34 at Illinois (1.25.97)
- Field Goals Made:**  
7 at Illinois (1.25.97)
- Field Goal Attempts:**  
11, twice; MR vs. Penn State (1.18.97)
- 3-Point Field Goals:**  
5 at Illinois (1.25.97)
- 3-Point Field Goal Attempts:**  
8 at Iowa (1.11.97)
- Free Throws Made:**  
4 at Chaminade (11.22.95)
- Free Throw Attempts:**  
5, twice; MR at Purdue (1.22.97)
- Rebounds:**  
4 vs. UNC-Wilmington (11.30.96)
- Assists:**  
2, twice; MR vs. Providence (12.23.96)
- Blocks:**  
1 at Northwestern (2.8.97)
- Steals:**  
3 at Penn State (2.19.97)
- Points:**  
20 at Illinois (1.25.97)

## Up Close

Born Nov. 2, 1976, in Juba, Sudan ... parents are Wal and Julia Duany ... major is behavioral science and law ... earned nickname "Doc" from grade school coach who referred to the way Duany "operated on opposing defenses" ... sister, Nyagon, is a sophomore on the women's basketball team at Bradley ... has "double name" because family tradition has it that family name is given as the first name to the first-born son ... both of his parents are professors at Indiana University, who brought their family to the United States in 1983 ... added 30 pounds to his frame since his arrival at Wisconsin ... committed to Coach Stan Van Gundy's staff at the UW.





David Slika


Duany's Career Statistics

Year	G-GS	MIN	FG-FGA	PCT	3P-3PA	PCT	FT-FTA	PCT	REB	AVG	PF-D	AT	TO	BK	ST	PTS	AVG
95-96	2-0	22-11.0	4-7	.571	3-4	.750	4-4	1.000	3	1.5	1-0	0	0	0	0	15	7.5
96-97	27-9	459-17.0	47-142	.331	28-86	.326	15-34	.441	39	1.4	31-0	11	29	1	6	137	5.1
<b>Totals</b>	<b>29-9</b>	<b>481-16.6</b>	<b>51-149</b>	<b>.342</b>	<b>31-90</b>	<b>.344</b>	<b>19-38</b>	<b>.500</b>	<b>42</b>	<b>1.5</b>	<b>32-0</b>	<b>11</b>	<b>29</b>	<b>1</b>	<b>6</b>	<b>152</b>	<b>5.2</b>

Duany's Big Ten Statistics

Year	G-GS	MIN	FG-FGA	PCT	3P-3PA	PCT	FT-FTA	PCT	REB	AVG	PF-D	AT	TO	BK	ST	PTS	AVG
95-96	Missed entire Big Ten season while redshirting																
96-97	18-6	316-17.6	34-107	.318	20-64	.313	11-27	.407	28	1.6	22-0	6	16	1	6	99	5.5
<b>Totals</b>	<b>18-6</b>	<b>316-17.6</b>	<b>34-107</b>	<b>.318</b>	<b>20-64</b>	<b>.313</b>	<b>11-27</b>	<b>.407</b>	<b>28</b>	<b>1.6</b>	<b>22-0</b>	<b>6</b>	<b>16</b>	<b>1</b>	<b>6</b>	<b>99</b>	<b>5.5</b>

# SEAN MASON



**Junior • Guard**  
**6-2, 175**  
**Country Club Hills, Ill.**  
**Rich Central High**

A 1997-98 team tri-captain with Sean Daugherty and Ty Calderwood.

## Career

Has played in just 17 games the last two seasons after back-to-back ACL injuries to each knee ... redshirted last season after playing in first four games ... has two years of eligibility remaining.

## 1996-97 (Junior)

Started all four games in which he played ... sustained season-ending ACL injury (left knee) for second straight year early in game vs. Brown ... injury forced him to redshirt ... was Badgers' leading scorer and free throw shooter prior to injury ... scored all of his team-high 18 points in second half and overtime of win at Temple ... notched career highs in free throws (nine) and free throw attempts (10) at Temple.

## 1995-96 (Sophomore)

Played in the first 13 games, including 10 starts ... sustained season-ending ACL injury to right knee late in Big Ten opener vs. Michigan on Jan. 3 ... had stepped into starting point guard role after Darnell Hoskins transferred on Dec. 18 ... career-high 20 points vs. UW-Milwaukee ... 13 points in 20 minutes vs. Valparaiso ... shot .848 (28 of 33) from free throw line, including 9 of 10 in last three minutes of games decided by 10 points or less and overtime.

## 1994-95 (Freshman)

Saw action in 25 of team's 27 games ... averaged 5.0 points and 2.0 rebounds per game ... registered season-high 14 points vs. Loyola-

Marymount ... only other double figure scoring performance was 13-point outing at Michigan ... made all six free throw attempts in home win over Wolverines ... grabbed season-high six rebounds at Northwestern ... connected on 21 three-point attempts, third-highest total on team.

## High School

Named all-area by *Chicago Tribune* and *Chicago Sun-Times* ... all-SICA South selection ... averaged 21.8 points, five rebounds, three assists and three steals as a senior ... shot 49 percent from the field and 38 percent from three-point range ... helped Rich Central to 23-6 record and conference and regional championships ... graduated as Olympians' career scoring leader with 1,254 points, passing Kendall Gill as the all-time leader ... averaged 24.4 points as a junior, when team posted 21-7 record and advanced to regional final ... *Chicago Heights Star* Player of the Year ... first-team all-state by *Champaign News-Gazette* ... all-area pick of *Chicago Tribune*, *Chicago Sun-Times* and *Daily Southtown* ... co-MVP and all-SICA South selection ... teammates included Quinton James (Texas A&M) and Jermond Remmer (Creighton).

## Career Highs

### Minutes:

36 vs. Temple (12.2.95)

### Field Goals Made:

7 vs. UW-Milwaukee (12.23.95)

### Field Goal Attempts:

11, twice; MR vs. Marquette (12.31.95)

### 3-Point Field Goals:

3, twice; MR vs. Eastern Illinois (12.28.95)

### 3-Point Field Goal Attempts:

6 at Eastern Michigan (12.10.94)

### Free Throws Made:

9 at Temple (12.4.96)

### Free Throw Attempts:

10 at Temple (12.4.96)

### Rebounds:

7 at Temple (12.4.96)

### Assists:

5 at Chaminade (11.22.95)

### Blocks:

2, four times; MR vs. Memphis (11.23.96)

### Steals:

3, twice; MR vs. UNC-Wilmington (11.30.96)

### Points:

20 vs. UW-Milwaukee (12.23.95)

# 11

## Up Close

Born Dec. 31, 1975, in Chicago ... parents are Ira and Pat Mason ... agricultural journalism major ... attended same high school as former Badger Kass Weaver ... wearing No. 11 this season after wearing No. 22 for his first three years at Wisconsin ... roommate of Badger student assistant coach Mosezell Peterson ... signed to play at Wisconsin while Stu Jackson was coach ... looking to make comeback after back-to-back ACL injuries ... first knee injury came in Big Ten opener in '96 after he had become Badgers' primary ball-handler ... injured left knee vs. Brown last season right after 18-point effort at Temple that spearheaded UW overtime win.





David Sifuka


**Mason's Career Statistics**

Year	G-GS	MIN	FG-FGA	PCT	3P-3PA	PCT	FT-FTA	PCT	REB	AVG	PF-D	AT	TO	BK	ST	PTS	AVG
94-95	25-0	382-15.3	41-122	.336	21-62	.339	23-39	.590	49	2.0	53-2	20	51	6	10	126	5.0
95-96	13-10	340-26.2	37-93	.398	10-31	.323	28-33	.848	31	2.4	29-1	22	27	6	15	112	8.6
96-97	4-4	81-20.2	9-25	.360	3-9	.333	16-20	.800	11	2.8	7-0	5	9	2	5	37	9.2
<b>Totals</b>	<b>42-14</b>	<b>803-19.1</b>	<b>87-240</b>	<b>.363</b>	<b>34-102</b>	<b>.333</b>	<b>67-92</b>	<b>.728</b>	<b>91</b>	<b>2.2</b>	<b>89-3</b>	<b>47</b>	<b>87</b>	<b>14</b>	<b>30</b>	<b>275</b>	<b>6.5</b>

**Mason's Big Ten Statistics**

Year	G-GS	MIN	FG-FGA	PCT	3P-3PA	PCT	FT-FTA	PCT	REB	AVG	PF-D	AT	TO	BK	ST	PTS	AVG
94-95	17-0	277-16.3	27-85	.318	12-40	.300	15-25	.600	36	2.1	34-0	17	35	3	8	81	4.8
95-96	1-1	26-26.0	4-8	.500	1-2	.500	0-0	.000	0	0.0	2-0	0	3	1	1	9	9.0
96-97	Missed entire Big Ten season while redshirting																
<b>Totals</b>	<b>18-1</b>	<b>303-16.8</b>	<b>31-93</b>	<b>.333</b>	<b>13-42</b>	<b>.310</b>	<b>15-25</b>	<b>.600</b>	<b>36</b>	<b>2.0</b>	<b>36-0</b>	<b>17</b>	<b>38</b>	<b>4</b>	<b>9</b>	<b>90</b>	<b>5.0</b>

# SAM OKEY



**Junior • Forward**  
**6-7, 235**  
**Cassville, Wis.**  
**Cassville High**

Named one of top 25 preseason candidates for Wooden Award as national player of the year.

## Career

Has started all but one game during his two years ... missed last year's Providence game with back spasms ... 66 career blocked shots rank eighth on UW career list ... at his current pace, he would wind up nine rebounds shy of becoming Wisconsin's career leader after his senior year.

4

## Up Close

Born Nov. 4, 1976, in West Allis, Wis. ... parents are Amy and Louie Okey ... major is history ... brother, Andy, plays basketball at Cassville High ... signed to play for Badgers while Stan Van Gundy was head coach ... second-highest bench press on team (310) behind roommate Brian Vraney ... was a pitcher for two years and quarterback for one year in high school ... left arm is tattooed with "Louis," which is Sam's father's name and Sam's middle name ... tattoo on his right arm is a cross with inscription "Isiah 40:31" ... matched up against NBA stars Karl Malone and Charles Barkley when he played for Team USA against Dream Team III in 1996.

## Summer 1997

U.S. World University Games team finalist after trials in Colorado Springs May 30-June 1 ... knee (right) injury sustained at Badger State Games on June 28 forced him to withdraw from contention for spot on that team.

## Sophomore (1996-97)

Second-team all-Big Ten by media and third-team by league coaches ... second-team all-Big Ten and honorable mention all-Midwest by *Basketball Times* ... named Big Ten Player of the Week on Dec. 16 after averaging 21 points and 14.5 rebounds in wins over UW-Milwaukee and St. Bonaventure ... led Badgers and finished third in Big Ten in rebounding overall (8.5) and in conference (8.5) games ... started 27 of team's 28 games ... recorded six double-doubles, including 17 points and 10 rebounds in NCAA Tournament loss to Texas ... finished second on team in points, assists, blocked shots and steals ... career highs in points (30) and rebounds (17) in win over UW-Milwaukee ... scored in double figures 18 times and reached double figure rebounds eight times.

## Summer 1996

One of 16 finalists for spot on 1996 USA 22-and-Under World Championship Qualifying Team after trials in Colorado Springs May 31-June 1 ... grabbed four rebounds in seven minutes in Under-22 team's exhibition game vs. Dream Team III at Palace of Auburn Hills on July 6.

## Freshman (1995-96)

Voted 1996 Big Ten Freshman of the Year both by league's coaches and media ... second-team all-Big Ten and third-team Freshman all-America by *Basketball Weekly* ... honorable mention all-Big Ten by league's media ... first player in Big Ten history to lead his team in points, rebounds, assists and blocked shots ... just the ninth player (and only freshman other than Magic Johnson) in Big Ten history to record 400 points, 200 rebounds and 100 assists in a season ... tied school record for games played in a season with 32 and started school-record 32 games ... 42 blocked shots ranked 6th on UW single-season list ... career-high five blocked shots vs. Manhattan to become one of only six players in school history to record five blocks in a game ... finished 11th in scoring, ninth in rebounding and fourth in blocked shots in Big Ten (all games) ... finished 18th in scoring, 14th in rebounding and fourth in blocked shots in Big Ten (league games only) ... recorded six 20-point performances ... "double-doubles" vs. St. Bonaventure (27-14) and at Providence (11-10) ... had 21 points and nine rebounds vs. No. 4 UCLA ... registered 23 points, six rebounds, two blocked shots and two steals in win over No. 11 Iowa ... keyed win over No. 16 Penn State with 17 points, nine rebounds, five assists, four blocks and two steals ... registered 11 points, nine rebounds and five blocked shots in NIT win over Manhattan ... 28 points, along with eight rebounds, three blocks and three steals in NIT game vs. Illinois State.


## Summer 1995

Participated in U.S. Junior World Championship team trials in June.



## High School

.....  
 Appeared among top 25 players nationally in most rankings of incoming freshmen ... state player of the year by Associated Press and *Milwaukee Journal Sentinel* as a junior and senior ... state's Mr. Basketball for 1995 ... started for East squad in '95 McDonald's High School All-America game ... *Parade* magazine third-team all-America choice as a senior ... fourth-leading scorer in state high school history with 2,539 points ... averaged 31.3 points, 14.2 rebounds, 5.3 assists, 6.0 blocks and 4.0 steals per game as a senior ... shot .724 from the field as senior ... team won WIAA Division 4 state titles in 1994 and 1995, compiling 27-0 record each season ... team was 98-9 during his career and 79-2 over last three years ... honor roll student.



David Sifuka

## Career Highs

### Minutes:

43 vs. Temple (12.2.95)

### Field Goals Made:

11 vs. Illinois State (3.18.96)

### Field Goal Attempts:

20 vs. Illinois State (3.18.96)

### 3-Point Field Goals:

3 vs. Iowa (1.13.96)

### 3-Point Field Goal Attempts:

6, twice; MR at Minnesota (1.2.97)

### Free Throws Made:

12 vs. UW-Milwaukee (12.10.96)

### Free Throws Attempts:

17 vs. UW-Milwaukee (12.10.96)

### Rebounds:

17 vs. UW-Milwaukee (12.10.96)

### Assists:

7, twice; MR vs. Michigan (2.6.97)

### Blocks:

5 vs. Manhattan (3.14.96)

### Steals:

3, six times; MR vs. Minnesota (3.8.97)

### Points:

30 vs. UW-Milwaukee (12.10.96)


## Okey's Career Statistics

Year	G-GS	MIN	FG-FGA	PCT	3P-3PA	PCT	FT-FTA	PCT	REB	AVG	PF-D	AT	TO	BK	ST	PTS	AVG
95-96	32-32	1024-32.0	151-343	.440	21-72	.292	100-142	.704	218	6.8	101-2	100	77	42	35	423	13.2
96-97	27-27	833-30.9	103-239	.431	16-48	.333	80-125	.640	230	8.5	90-5	77	63	24	32	302	11.2
<b>Totals</b>	<b>59-59</b>	<b>1857-31.5</b>	<b>254-582</b>	<b>.436</b>	<b>37-120</b>	<b>.308</b>	<b>180-267</b>	<b>.674</b>	<b>448</b>	<b>7.6</b>	<b>191-7</b>	<b>177</b>	<b>140</b>	<b>66</b>	<b>67</b>	<b>725</b>	<b>12.3</b>

## Okey's Big Ten Statistics

Year	G-GS	MIN	FG-FGA	PCT	3P-3PA	PCT	FT-FTA	PCT	REB	AVG	PF-D	AT	TO	BK	ST	PTS	AVG
95-96	18-18	586-32.6	72-194	.371	14-51	.275	54-77	.701	111	6.2	65-2	57	42	25	19	212	11.8
96-97	18-18	572-31.8	65-160	.406	13-38	.342	51-80	.638	153	8.5	60-3	52	40	15	24	194	10.8
<b>Totals</b>	<b>36-36</b>	<b>1158-32.2</b>	<b>137-354</b>	<b>.387</b>	<b>27-89</b>	<b>.303</b>	<b>105-157</b>	<b>.669</b>	<b>264</b>	<b>7.3</b>	<b>125-5</b>	<b>109</b>	<b>82</b>	<b>40</b>	<b>43</b>	<b>406</b>	<b>11.3</b>

# BRIAN VRANEY



**Senior • Forward**  
**6-6, 240**  
**Valders, Wis.**  
**Valders High**

33

## Up Close

Born Feb. 13, 1976, in Manitowoc, Wis. ... parents are Virginia and Richard Vraney ... a kinesiology major ... highest bench press on team at 315 pounds ... roommate of fellow forward Sam Okey ... originally approached Coach Stan Van Gundy about walking on and made team from the beginning ... made team again as a walk-on after Dick Bennett took over as head coach ... earned a one-year scholarship from Bennett last season ... has twice been co-winner of UW's Red Team Award, an honor initiated by Bennett to recognize a player(s) for his efforts as a member of the "red team," which competes daily against the Badgers' starters in practice.

## 1996-97 (Junior)

Earned third letter ... saw action in 11 games, playing total of 24 minutes and scoring six points ... career high-tying six minutes of play in win over UNC-Wilmington ... shared UW's Red Team Award, which goes to the player(s) commended for his effort as a member of the "red team," which competes against the starters in practice, with David Burkemper ... registered field goal in NCAA Tournament game vs. Texas.

## 1995-96 (Sophomore)

Earned second letter ... played in 13 games, including career-high six minutes vs. Chaminade in Maui Invitational ... shared UW's Red Team Award with Mike Kosolcharoen ... shot .643 from the field and .833 from free throw line ... career-high eight points in victory over Chaminade and career-high three rebounds vs. UW-Milwaukee.

## 1994-95 (Freshman)

Earned first letter ... saw action in one game after making team as a walk-on.

## High School

First-team all-Olympian Conference and first-team all-area as a junior and senior ... conference and area player of the year as a senior ... team captain in final year ... averaged 21 points, 10 rebounds and two blocked shots and shot 65 percent from

the field as a senior ... team won conference titles in his junior and senior seasons with 20-4 and 18-3 records, respectively ... three-time letterwinner in basketball, football and track ... all-conference and all-area defensive end and receiver ... conference discus champion ... National Honor Society vice-president and honor roll student with 3.89 GPA.

## Career Highs

### Minutes:

6, twice; MR vs. UNC-Wilmington (11.30.96)

### Field Goals Made:

2, three times; MR at Michigan (3.9.96)

### Field Goal Attempts:

4 at Chaminade (11.22.95)

### 3-Point Field Goals:

0

### 3-Point Field Goal Attempts:

0

### Free Throws Made:

4 at Chaminade (11.22.95)

### Free Throws Attempts:

4 at Chaminade (11.22.95)

### Rebounds:

3 vs. UW-Milwaukee (12.23.95)

### Assists:

0

### Blocks:

0


### Steals:

1 at Michigan State (3.1.97)

### Points:

8 at Chaminade (11.22.95)





Vraney's Career Statistics


Year	G-GS	MIN	FG-FGA	PCT	3P-3PA	PCT	FT-FTA	PCT	REB	AVG	PF-D	AT	TO	BK	ST	PTS	AVG
94-95	1-0	1-1.0	0-0	.000	0-0	.000	0-0	.000	0	0.0	0-0	0	0	0	0	0	0.0
95-96	13-0	30-2.3	9-14	.643	0-0	.000	5-6	.833	13	1.0	3-0	0	0	0	0	23	1.8
96-97	11-0	24-2.2	2-8	.250	0-0	.000	2-2	1.000	6	0.5	3-0	0	0	0	1	6	0.5
<b>Totals</b>	<b>25-0</b>	<b>55-2.2</b>	<b>11-22</b>	<b>.500</b>	<b>0-0</b>	<b>.000</b>	<b>7-8</b>	<b>.875</b>	<b>19</b>	<b>0.8</b>	<b>6-0</b>	<b>0</b>	<b>0</b>	<b>0</b>	<b>1</b>	<b>29</b>	<b>1.2</b>

Vraney's Big Ten Statistics

Year	G-GS	MIN	FG-FGA	PCT	3P-3PA	PCT	FT-FTA	PCT	REB	AVG	PF-D	AT	TO	BK	ST	PTS	AVG
94-95	1-0	1-1.0	0-0	.000	0-0	.000	0-0	.000	0	0.0	0-0	0	0	0	0	0	0.0
95-96	6-0	10-1.7	3-4	.750	0-0	.000	1-2	.500	4	0.7	2-0	0	0	0	0	7	1.2
96-97	7-0	11-1.6	1-2	.500	0-0	.000	2-2	1.000	2	0.3	2-0	0	0	0	1	4	0.6
<b>Totals</b>	<b>14-0</b>	<b>22-1.6</b>	<b>4-6</b>	<b>.667</b>	<b>0-0</b>	<b>.000</b>	<b>3-4</b>	<b>.750</b>	<b>6</b>	<b>0.4</b>	<b>4-0</b>	<b>0</b>	<b>0</b>	<b>0</b>	<b>1</b>	<b>11</b>	<b>0.8</b>

# JON BRYANT

**Junior  
Guard  
6-2, 185  
Plymouth, Minn.  
(Armstrong High)**



Transferred to Wisconsin and will sit out the 1997-98 campaign as mandated by NCAA rules ... will have two years eligibility left at Wisconsin starting in fall of 1998.

**Before Wisconsin**

Two-year letterwinner at NCAA Division II St. Cloud State ... as a sophomore in 1996-97, he was an all-North Central Conference (NCC) selection and team MVP after averaging 17.3 points per game and shooting .481 from the field, including .468 from three-point range ... led conference in three-point shooting (.489) in league games ... registered career-high 40 points in a win over league-rival North Dakota ... all-NCC academic honorable mention choice ... named NCC Freshman of the Year in 1995-96 after averaging 8.4 points per game and shooting a school-record .574 from three-point range ... nation's third-leading three-point shooter in Division II as a freshman.

**High School**


Four-year starter who graduated as school's all-time leader in points, assists, free throw shooting and three-point shooting ... three-time all-Classic Lake Conference selection ... captained team as a senior when he averaged 19 points, 5.0 assists and 3.0 steals per game ... shot 55 percent from field, including 45 percent from three-point range, as a senior ... named to *Minneapolis Star Tribune* All-Metro team and *St. Paul Pioneer Press* All-State squad ... named to Associated Press honorable mention all-state unit ... also a three-year starter in baseball, he earned all-conference and all-region honors on the diamond ... honors student.

**Personal**

Born Sept. 9, 1976 in Plymouth, Minn. ... parents are Linda and Doug Bryant ... major is finance ... attended same high school as former Badgers Jason Johnsen and Grant Johnson, as well as current UW football players Adam Stormoen and Dague Retzlaff.

# CHRIS CHAMBERS

**Freshman  
Guard  
6-1, 180  
Bedford, Ohio  
(Bedford High)**



A receiver and return specialist with the Badger football team, he's expected to join the basketball squad in January.

**High School**

Four-year letterwinner in basketball, football and track ... third-team all-state and conference MVP as a senior for hoop squad after averaging team-best 22 points, six assists and six steals per game ... honorable mention all-state, second-team all-district and first-team all-conference as a junior for basketball squad that was 18-5 and went undefeated in league play to win conference title ... averaged 17.8 points, 5.2 assists and 5.1 steals per game ... team leader in assists and steals as a junior ... team was 22-1 his sophomore year and won conference crown while he averaged 10 points, four assists and three steals per game ... earned football all-America honors by several publications ... rated the top receiver in the Midwest and fourth-best in the nation by *Prep Star* ... twice all-state ... 26 catches for 461 yards and eight TDs as a senior ... career total of 75 receptions, including 24 TDs ... 62 tackles and six interceptions in final campaign ... standout punt returner, he took one back 96 yards for a touchdown ... a state champion quarter-miler in track, his time of 0:47.1 ranked in the top 10 nationally his senior year.


**Personal**

Born August 12, 1978 in Cleveland, Ohio ... mother's name is Linda Chambers ... undecided on major ... uncle, Daniel Chambers, played football at Kent State ... a cousin is married to former Ohio State football player LeShun Daniels, now of the Minnesota Vikings.



# MIKE KELLEY

**Freshman  
Guard  
6-3, 180  
Milwaukee, Wis.  
(Pius XI High)**



## High School


First-team all-state as a senior by Associated Press and *Milwaukee Journal Sentinel* ... named Gatorade Wisconsin Player of the Year ... Metro Conference Player of the Year and MVP for team that was 19-6 and shared league title in 1996-97 ... played for South squad in state Division I all-star game ... averaged 15.8 points, 5.4 assists, 4.8 steals and 5.0 rebounds per game as a senior ... second-team all-conference and honorable mention all-state as a junior after averaging 10 points, 5.0 assists and 4.0 steals per game for team that compiled 24-2 record on way to league and state titles ... as a sophomore, he earned second-team all-league acclaim while averaging 6.0 points, 5.0 assists and 4.0 steals per game ... first freshman ever to play varsity basketball at Pius XI ... team was 66-10 in his last three years.

## Personal

Born August 17, 1978 in Milwaukee, Wis. ... parents are Jane and Timothy Kelley ... major is business ... father was a four-year starter at point guard at Regis University ... sister, Katie, attended UW-Madison from 1990-95 ... former prep teammate, Dan Wargelot, plays basketball for UW-Platteville.

# ANDY KOWSKE

**Freshman  
Forward  
6-8, 220  
Brookfield, Wis.  
(Dominican High)**



## High School


Earned first-team all-state acclaim as a senior from *Milwaukee Journal Sentinel* ... CNI Suburban Milwaukee Player of the Year in '96-97, he averaged 14.9 points, 7.4 rebounds, 3.5 blocked shots and shot 71 percent from the field for team that was 23-3 and won conference and state titles ... named to state all-tournament team ... two-time first-team all-conference choice ... played for South team in state Division II all-star game ... honorable mention all-area as a junior after averaging 13 points and nine rebounds per game ... averaged 15 points and 10 rebounds as a sophomore and earned second-team all-conference kudos ... second-team all-conference and honorable mention all-area as a freshman ... school's career scoring (1,320) and shot-blocking (278) leader ... first basketball player in 20 years at Dominican to start every game (96) over a four-year career ... three-year varsity baseball letterwinner.

## Personal

Born Sept. 18, 1978 in Milwaukee, Wis. ... parents are Roseann and Mike Kowske ... major is civil engineering ... two prep teammates — Nick Knuth (Minnesota-Duluth) and Nick Neubauer (UW-Parkside) — currently play college basketball ... member of National Honor Society and Dominican Student Council.

# MAURICE LINTON

**Freshman  
Forward  
6-8, 205  
Calumet City, Ill.  
(Thornwood High)**



**High School**  
.....


Four-year varsity basketball letterwinner ... earned Illinois Basketball Coaches Association all-state honors as well as all-conference and all-area acclaim after averaging 17 points, nine rebounds and three assists per game as a senior ... an all-conference choice as a junior when he averaged 14 points and eight rebounds.

**Personal**  
.....

Born April 21, 1979 in Chicago, Ill. ... mother's name is Cynthia ... major is business ... attended same high school as former Badger track star Reggie Torian.

# JOHN MORIARITY

**Freshman  
Guard  
6-4, 175  
Oostburg, Wis.  
(Oostburg High)**



**High School**  
.....

Twice named all-area, all-conference and honorable mention all-state for the Flying Dutchmen ... *Sheboygan Press* Area Player of the Year as a senior after averaging 15.6 points, 4.9 rebounds and shooting 49 percent from the field and 90 percent from free throw line ... played for South team in Division 3 All-Star game and was Wisconsin Basketball Coaches Association State All-Academic team member as a senior ... '96-97 squad was 21-3 and advanced to sectional finals after winning conference and regional titles ... averaged 18.5 points, 5.9 rebounds and 4.5 assists as a junior, while leading team to 21-4 record, conference and regional titles, and a berth in sectional finals ... as a sophomore he averaged 12.3 points and was named honorable mention all-conference for a team that was 24-2 and won Division 3 state championship ... earned spot on state all-tournament team.


**Personal**  
.....

Born Nov. 26, 1978 in Sheboygan, Wis. ... parents are Mary and John Moriarity ... undecided on major ... father played basketball at UW-LaCrosse from 1964-68 ... mother attended UW-Madison.



# MARK VERSHAW

**Freshman  
Forward  
6-9, 240  
East Peoria, Ill.  
(East Peoria High)**



**High School**


Rated among top 50 players nationally in most rankings of incoming freshmen ... Class AA all-state selection as a senior by the Illinois Basketball Coaches Association (IBCA), *Chicago Tribune*, *Chicago Sun Times*, *Champaign News Gazette* and Associated Press ... played for South squad in IBCA's Class "AA" all-star game ... team co-captain as junior and senior ... set 10 school records, including career points and rebounds ... four-time all-conference and all-area choice, he also was four-time team MVP ... team compiled 76-10 record in his last three years and won Mid-Illini Conference and regional titles in each of his final three seasons ... averaged 15.0 points, 7.0 rebounds and 4.4 assists as a senior for team that was 24-5 ... team was 26-2 his junior year as he averaged 14.7 points, 6.8 rebounds and 5.4 assists per game and earned third-team all-state honors ... averaged 15.0 points, 6.0 rebounds and 5.2 assists as sophomore as team compiled 26-3 record.

**Personal**

Born June 3, 1979 in Peoria, Ill. ... parents are Micheline and Thomas Vershaw ... major is education/history ... brother, Jim, played basketball at Spoon River College from 1995-97 ... two former prep teammates — Korey Coon (Illinois Wesleyan) and Jason Jenkins (Valparaiso) — are now playing college basketball ... National Honor Society member in high school.

# CHARLIE WILLS

**Freshman  
Forward  
6-8, 225  
Angola, Ind.  
(Angola High)**



**High School**

School's career scoring leader ... two-year team captain and four-year basketball letterwinner ... earned first-team all-state, all-area and all-conference honors as a senior after averaging 20.5 points, eight rebounds and four blocked shots per game, and shooting 60 percent from the field and 81 percent from the free throw line ... played for Indiana last summer in Indiana-Kentucky All-Star games, as well as in Wendy's Classic, which features top players from Indiana, Illinois, Michigan and Ohio ... joined Indiana recruit Luke Recker and Duke recruit Shane Battier on Wendy's Classic all-tournament team ... as a junior, he averaged 22.3 points and 9.3 rebounds per game to earn third-team all-state and first-team all-conference honors ... first junior in school history to surpass 1,000-point mark for his career ... first-team all-conference as a sophomore when he averaged 14.3 points and 7.9 rebounds ... an accomplished cross country runner, he lettered for four years and was a three-time, first-team all-conference selection ... earned two letters in track and one in baseball.

**Personal**

Born August 8, 1978 in Angola, Ind. ... parents are Laura and Bill Wills ... undecided on major.

# GAME-BY-GAME STATS

## Hennssy Auriantal

### 1995-96

DATE	OPPONENT	MIN	FG-FGA	PCT.	3P-3PA	PCT.	FT-FTA	PCT.	Reb.		PF	A	TO	BK	ST	PTS
									O-D-T							
Nov. 20	vs. Villanova (Maui)	16	0-0	.000	0-0	.000	1-2	.500	0-1-1	2	0	1	0	0	1	1
Nov. 21	vs. UCLA (Maui)	21	2-10	.200	0-2	.000	1-2	.500	1-2-3	0	0	1	0	1	5	5
Nov. 22	vs. Chaminade (Maui)	15	3-6	.500	2-3	.667	0-0	.000	1-0-1	1	3	2	0	3	8	8
Nov. 28	Northeastern Illinois	20	2-4	.500	0-1	.000	1-1	1.000	0-0-0	0	2	4	0	2	5	5
Dec. 2	Temple (OT)	19	1-1	1.000	1-1	1.000	0-0	.000	0-0-0	0	2	4	0	1	3	3
Dec. 5	at Wright State	9	0-0	.000	0-0	.000	0-0	.000	0-1-1	0	2	2	0	1	0	0
Dec. 9	St. Bonaventure	26	5-6	.833	3-4	.750	2-2	1.000	0-1-1	3	0	3	0	2	15	15
Dec. 11	at Providence*	32	7-12	.583	3-3	1.000	2-2	1.000	1-2-3	3	1	2	0	2	19	19
Dec. 14	Valparaiso*	28	6-8	.750	4-6	.667	0-0	.000	0-1-1	1	4	4	0	2	16	16
Dec. 23	UW-Milwaukee*	26	6-7	.857	2-3	.667	1-1	1.000	0-2-2	1	2	0	0	5	15	15
Dec. 28	Eastern Illinois*	24	4-7	.571	2-2	1.000	1-2	.500	1-1-2	1	5	3	0	3	11	11
Dec. 31	Marquette*	37	4-5	.800	0-1	.000	3-5	.600	0-2-2	1	2	3	0	0	11	11
Jan. 3	Michigan*	34	2-8	.250	1-5	.200	1-2	.500	0-5-5	4	1	3	0	0	6	6
Jan. 7	at Penn State*	36	4-10	.400	2-3	.667	0-0	.000	1-2-3	1	2	2	1	1	10	10
Jan. 10	at Indiana*	18	0-3	.000	0-1	.000	1-2	.500	1-0-1	3	1	3	0	0	1	1
Jan. 13	Iowa	19	5-7	.714	1-3	.333	3-5	.600	0-1-1	3	0	5	0	4	14	14
Jan. 17	Michigan State	31	4-8	.500	1-3	.333	4-6	.667	0-3-3	1	2	2	0	1	13	13
Jan. 20	at Northwestern	29	3-7	.429	2-4	.500	0-0	.000	0-4-4	3	2	2	0	0	8	8
Jan. 24	Minnesota (OT)*	34	2-6	.333	2-5	.400	2-2	1.000	0-3-3	2	4	2	0	2	8	8
Jan. 31	at Ohio State*	37	2-5	.400	0-3	.000	3-6	.500	0-3-3	4	0	3	0	1	7	7
Feb. 3	at Illinois*	27	2-4	.500	0-1	.000	0-0	.000	0-4-4	4	2	2	0	0	4	4
Feb. 7	Purdue*	36	1-11	.091	0-3	.000	4-4	1.000	3-1-4	0	1	3	0	1	6	6
Feb. 10	Ohio State*	37	4-6	.667	1-2	.500	9-13	.692	0-2-2	3	4	4	0	3	18	18
Feb. 17	at Minnesota*	25	1-5	.200	0-2	.000	2-2	1.000	0-2-2	4	3	1	0	0	4	4
Feb. 21	Northwestern*	27	4-6	.667	2-2	1.000	1-2	.500	1-1-2	5	1	5	0	0	11	11
Feb. 24	at Michigan State	35	2-8	.250	1-5	.200	1-2	.500	0-4-4	2	3	0	0	1	6	6
Feb. 28	at Iowa*	35	1-5	.200	0-3	.000	0-0	.000	1-1-2	4	4	2	0	0	2	2
March 2	Indiana*	34	2-8	.250	1-3	.333	4-4	1.000	4-1-5	4	4	1	0	2	9	9
March 6	Penn State*	33	2-7	.286	2-6	.333	0-0	.000	0-0-0	1	2	1	0	0	6	6
March 9	at Michigan*	35	5-8	.625	0-0	.000	1-1	1.000	2-0-2	3	3	2	0	0	11	11
March 13	Manhattan* (NIT)	34	6-12	.500	1-4	.250	2-5	.400	0-4-4	4	2	3	0	4	15	15
March 18	Illinois State* (NIT)	35	4-13	.308	1-4	.250	0-3	.000	2-3-5	3	3	2	0	1	9	9

### 1996-97

DATE	OPPONENT	MIN	FG-FGA	PCT.	3P-3PA	PCT.	FT-FTA	PCT.	Reb.		PF	A	TO	BK	ST	PTS
									O-D-T							
Nov. 23	vs. Memphis*	30	2-7	.286	0-3	.000	0-0	.000	3-1-4	2	1	2	0	1	4	4
Nov. 30	UNC-Wilmington	15	1-2	.500	1-2	.500	1-2	.500	1-1-2	0	2	1	0	2	4	4
Dec. 4	at Temple	21	4-6	.667	3-4	.750	1-1	1.000	0-2-2	5	1	2	0	1	12	12
Dec. 7	Brown	32	5-7	.714	2-3	.667	1-1	1.000	2-5-7	4	1	2	0	2	13	13
Dec. 10	UW-Milwaukee*	31	3-8	.375	0-1	.000	2-6	.333	0-1-1	2	0	2	1	5	8	8
Dec. 14	at St. Bonaventure*	23	1-5	.200	1-3	.333	0-1	.000	0-6-6	3	1	4	0	1	3	3
Dec. 23	Providence*	32	2-7	.286	1-4	.250	0-3	.000	0-3-3	4	1	4	0	1	5	5
Dec. 26	Ball State*	36	4-5	.800	3-3	1.000	3-4	.750	0-4-4	2	5	3	0	2	14	14
Dec. 31	at Marquette*	35	1-2	.500	1-2	.500	0-0	.000	0-7-7	1	6	6	0	2	3	3
Jan. 2	at Minnesota*	19	0-0	.000	0-0	.000	0-0	.000	1-4-5	3	0	2	0	0	0	0
Jan. 4	Indiana*	20	2-7	.286	1-3	.333	2-2	1.000	1-2-3	3	1	0	0	3	7	7
Jan. 9	Michigan State*	24	0-5	.000	0-2	.000	2-2	1.000	0-1-1	3	0	0	0	1	2	2
Jan. 11	at Iowa*	24	1-6	.167	0-3	.000	0-1	.000	1-1-2	5	1	2	0	0	2	2
Jan. 18	Penn State	26	2-3	.667	0-0	.000	1-1	1.000	0-3-3	2	2	0	0	0	5	5
Jan. 22	at Purdue	21	2-3	.667	0-1	.000	1-2	.500	0-0-0	2	2	2	1	1	5	5



### GAME-BY-GAME STATS (CONT.)

Jan. 25	at Illinois	22	2-4	.500	1-1	1.000	0-0	.000	0-2-2	5	2	2	0	0	5
Jan. 29	Northwestern*	30	2-7	.286	0-3	.000	2-2	1.000	1-2-3	3	2	0	0	1	6
Feb. 1	at Ohio State*	26	0-4	.000	0-3	.000	2-2	1.000	1-2-3	4	1	2	0	1	2
Feb. 6	Michigan	15	1-2	.500	1-1	1.000	0-0	.000	0-1-1	2	1	2	0	0	3
Feb. 8	at Northwestern	17	1-3	.333	1-1	1.000	3-4	.750	2-1-3	0	2	1	0	0	6
Feb. 12	Illinois	13	0-1	.000	0-1	.000	0-0	.000	0-0-0	1	0	0	0	0	0
Feb. 15	Purdue	19	5-7	.714	2-2	1.000	2-4	.500	0-3-3	3	2	2	0	0	14
Feb. 19	at Penn State	20	2-3	.667	0-0	.000	0-0	.000	1-1-2	2	0	0	0	0	4
Feb. 26	Iowa	7	1-1	1.000	0-0	.000	0-0	.000	0-0-0	1	0	0	0	0	2
March 1	at Michigan State	15	3-6	.500	1-1	1.000	0-0	.000	1-0-1	2	0	0	0	0	7
March 5	at Indiana	14	0-2	.000	0-0	.000	0-0	.000	0-3-3	1	4	2	0	0	0
March 8	Minnesota	20	1-2	.500	1-1	1.000	0-2	.000	0-0-0	4	3	0	0	0	3
March 14	vs. Texas* (NCAA)	24	1-6	.167	0-1	.000	0-0	.000	2-2-4	3	1	2	0	1	2

### David Burkemper

#### 1995-96

DATE	OPPONENT	MIN	FG-FGA	PCT.	3P-3PA	PCT.	FT-FTA	PCT.	Reb.		PF	A	TO	BK	ST	PTS
									O-D-T							
Feb. 7	Purdue	1	0-0	.000	0-0	.000	0-0	.000	0-0-0	0	0	1	0	0	0	0
Feb. 21	Northwestern	1	0-0	.000	0-0	.000	0-0	.000	0-0-0	0	0	0	0	0	0	0
March 9	at Michigan	1	0-0	.000	0-0	.000	0-0	.000	0-0-0	0	0	0	0	0	0	0

#### 1996-97

DATE	OPPONENT	MIN	FG-FGA	PCT.	3P-3PA	PCT.	FT-FTA	PCT.	Reb.		PF	A	TO	BK	ST	PTS
									O-D-T							
Nov. 30	UNC-Wilmington	6	1-1	1.000	0-0	.000	0-0	.000	0-1-1	1	2	0	0	0	0	2
Dec. 7	Brown	5	0-0	.000	0-0	.000	1-2	.500	0-1-1	0	0	2	0	0	0	1
Dec. 10	UW-Milwaukee	7	0-0	.000	0-0	.000	0-0	.000	0-0-0	0	0	0	0	0	0	0
Dec. 14	at St. Bonaventure	14	1-2	.500	1-1	1.000	0-0	.000	0-1-1	2	0	1	0	0	3	3
Dec. 23	Providence	2	0-0	.000	0-0	.000	0-0	.000	0-0-0	0	0	0	0	0	0	0
Dec. 26	Ball State	1	0-0	.000	0-0	.000	0-0	.000	0-0-0	1	0	1	0	0	0	0
Dec. 31	at Marquette	4	0-0	.000	0-0	.000	0-0	.000	0-0-0	1	1	0	0	0	0	0
Jan. 2	at Minnesota	8	0-0	.000	0-0	.000	0-0	.000	0-0-0	2	2	1	0	0	0	0
Jan. 4	Indiana	2	0-0	.000	0-0	.000	0-0	.000	0-1-1	0	0	0	0	0	0	0
Jan. 11	at Iowa	7	0-0	.000	0-0	.000	0-0	.000	0-0-0	0	1	1	0	1	0	0
Jan. 18	Penn State	2	0-0	.000	0-0	.000	0-0	.000	0-0-0	0	1	0	0	0	0	0
Jan. 25	at Illinois	17	0-0	.000	0-0	.000	0-0	.000	0-1-1	0	2	4	0	0	0	0
Jan. 29	Northwestern	3	0-0	.000	0-0	.000	0-0	.000	0-1-1	1	0	0	0	0	0	0
Feb. 1	at Ohio State	10	1-1	1.000	0-0	.000	0-0	.000	0-0-0	1	1	0	0	0	2	2
Feb. 6	Michigan*	21	0-0	.000	0-0	.000	2-2	1.000	0-0-0	2	2	2	0	0	2	2
Feb. 8	at Northwestern*	30	1-3	.333	0-1	.000	4-4	1.000	0-4-4	2	1	2	0	0	6	6
Feb. 12	Illinois*	21	0-4	.000	0-2	.000	0-0	.000	0-3-3	3	1	0	0	1	0	0
Feb. 15	Purdue*	21	0-0	.000	0-0	.000	0-0	.000	0-2-2	5	3	1	0	0	0	0
Feb. 19	at Penn State*	20	0-0	.000	0-0	.000	0-0	.000	0-3-3	2	2	0	0	1	0	0
Feb. 26	Iowa*	23	0-0	.000	0-0	.000	0-0	.000	0-0-0	2	1	1	0	0	0	0
March 1	at Michigan State*	19	0-1	.000	0-1	.000	0-0	.000	0-2-2	3	1	0	0	2	0	0
March 5	at Indiana*	17	0-1	.000	0-1	.000	0-0	.000	0-3-3	2	2	1	0	0	0	0
March 8	Minnesota*	18	0-1	.000	0-1	.000	0-0	.000	0-2-2	2	0	1	0	0	0	0
March 14	vs. Texas* (NCAA)	22	0-1	.000	0-0	.000	0-0	.000	0-0-0	1	2	1	0	0	0	0

## GAME-BY-GAME STATS (CONT.)

### Ty Calderwood

1996-97

DATE	OPPONENT	MIN	FG-FGA	PCT.	3P-3PA	PCT.	FT-FTA	PCT.	Reb. O-D-T	PF	A	TO	BK	ST	PTS
Nov. 23	vs. Memphis	23	0-5	.000	0-4	.000	0-0	.000	1-3-4	0	3	0	0	2	0
Nov. 30	UNC-Wilmington*	28	2-5	.400	2-4	.500	0-0	.000	0-4-4	0	6	1	0	4	6
Dec. 4	at Temple*	43	4-7	.571	3-4	.750	0-0	.000	0-5-5	4	7	4	1	4	11
Dec. 7	Brown*	34	3-5	.600	2-3	.667	0-0	.000	1-3-4	1	3	1	0	5	8
Dec. 10	UW-Milwaukee*	39	1-2	.500	1-2	.500	4-4	1.000	1-2-3	0	8	3	0	0	7
Dec. 14	at St. Bonaventure*	38	0-2	.000	0-1	.000	14-18	.778	0-5-5	3	6	2	0	1	14
Dec. 23	Providence*	29	3-6	.500	2-4	.500	4-5	.800	0-2-2	4	2	4	0	3	12
Dec. 26	Ball State*	35	0-3	.000	0-3	.000	2-2	1.000	0-4-4	3	1	5	1	2	2
Jan. 2	at Minnesota	25	1-3	.333	0-2	.000	1-2	.500	0-2-2	2	4	3	0	0	3
Jan. 4	Indiana*	37	5-13	.385	1-6	.167	0-1	.000	1-2-3	4	6	0	0	1	11
Jan. 9	Michigan State*	40	1-6	.167	1-6	.167	0-0	.000	0-1-1	3	1	3	0	2	3
Jan. 11	at Iowa*	31	0-2	.000	0-2	.000	0-0	.000	1-3-4	4	5	2	1	2	0
Jan. 18	Penn State*	31	4-6	.667	1-1	1.000	4-4	1.000	2-0-2	4	5	3	0	4	13
Jan. 22	at Purdue*	36	6-9	.667	2-4	.500	0-0	.000	0-2-2	2	4	4	0	2	14
Jan. 25	at Illinois*	33	5-6	.833	3-3	1.000	4-5	.800	0-4-4	4	5	6	0	1	17
Jan. 29	Northwestern*	37	2-8	.250	0-2	.000	4-6	.667	0-4-4	1	3	2	0	5	8
Feb. 1	at Ohio State*	32	1-10	.100	1-8	.125	0-0	.000	1-2-3	3	2	5	0	2	3
Feb. 6	Michigan*	24	4-9	.444	3-7	.429	2-2	1.000	2-2-4	2	2	2	0	0	13
Feb. 8	at Northwestern*	37	4-10	.400	1-5	.200	3-5	.600	0-1-1	2	5	2	0	4	12
Feb. 12	Illinois*	34	2-11	.182	2-8	.250	1-2	.500	0-3-3	4	1	2	0	4	7
Feb. 15	Purdue*	35	5-11	.455	3-4	.750	4-4	1.000	1-2-3	3	4	2	0	3	17
Feb. 19	at Penn State*	29	2-12	.167	2-7	.286	2-2	1.000	1-1-2	1	1	3	0	4	8
Feb. 26	Iowa*	38	3-10	.300	2-6	.333	0-0	.000	0-1-1	3	2	1	2	1	8
March 1	at Michigan State*	25	0-4	.000	0-3	.000	0-0	.000	0-2-2	3	5	0	0	1	0
March 5	at Indiana*	33	4-11	.364	1-4	.250	4-5	.800	2-2-4	3	5	2	0	1	13
March 8	Minnesota*	37	6-15	.400	3-8	.375	4-4	1.000	2-2-4	3	3	3	0	2	19
March 14	vs. Texas (NCAA)	23	3-11	.273	3-6	.500	0-1	.000	3-4-7	5	2	3	0	3	9

### Booker Coleman

1994-95

DATE	OPPONENT	MIN	FG-FGA	PCT.	3P-3PA	PCT.	FT-FTA	PCT.	Reb. O-D-T	PF	A	TO	BK	ST	PTS
Nov. 26	at Wright State	3	0-0	.000	0-0	.000	1-2	.500	1-3-4	3	0	3	0	0	1
Dec. 10	at Eastern Michigan	6	0-2	.000	0-0	.000	0-0	.000	1-0-1	1	0	1	0	0	0
Dec. 14	UW-Milwaukee	3	1-1	1.000	0-0	.000	0-1	.000	0-0-0	1	0	0	0	0	2
Jan. 11	at Ohio State	3	0-0	.000	0-0	.000	0-0	.000	0-1-1	0	0	0	0	0	0
Jan. 26	Penn State	2	0-0	.000	0-0	.000	0-0	.000	0-1-1	1	0	0	0	0	0
Jan. 28	Northwestern	3	0-1	.000	0-0	.000	1-2	.500	0-1-1	0	0	0	0	0	1
Feb. 4	Illinois	1	0-0	.000	0-0	.000	0-0	.000	0-0-0	0	0	0	0	0	0
Feb. 15	at Northwestern	1	0-0	.000	0-0	.000	0-0	.000	0-0-0	0	0	0	0	0	0
March 4	Ohio State	2	0-1	.000	0-0	.000	0-0	.000	0-0-0	1	0	0	1	0	0
March 11	at Michigan State	1	1-1	1.000	0-0	.000	0-1	.000	0-0-0	0	0	0	0	0	2

1995-96

DATE	OPPONENT	MIN	FG-FGA	PCT.	3P-3PA	PCT.	FT-FTA	PCT.	Reb. O-D-T	PF	A	TO	BK	ST	PTS
Nov. 20	vs. Villanova* (Maui)	9	0-0	.000	0-0	.000	0-2	.000	0-1-1	5	0	1	0	0	0
Nov. 21	vs. UCLA (Maui)	7	0-1	.000	0-0	.000	0-0	.000	1-0-1	0	0	1	0	0	0
Dec. 9	St. Bonaventure	1	1-1	1.000	0-0	.000	0-0	.000	1-1-2	0	0	0	0	0	2
Dec. 11	at Providence	3	0-0	.000	0-0	.000	0-0	.000	0-0-0	0	0	0	0	0	0
Dec. 14	Valparaiso	11	0-0	.000	0-0	.000	0-0	.000	1-2-3	2	0	2	1	0	0
Dec. 23	UW-Milwaukee	17	2-3	.667	0-0	.000	0-3	.000	3-1-4	3	0	0	3	0	4



### GAME-BY-GAME STATS (CONT.)

Dec. 28	Eastern Illinois	15	1-1	1.000	0-0	.000	2-2	1.000	1-5-6	3	0	2	4	0	4
Dec. 31	Marquette	2	0-1	.000	0-0	.000	0-0	.000	1-1-2	1	0	0	0	0	0
Jan. 3	Michigan	10	1-1	1.000	0-0	.000	1-2	.500	2-3-5	0	0	0	1	0	3
Jan. 7	at Penn State	14	0-0	.000	0-0	.000	1-2	.500	1-1-2	2	0	2	2	0	1
Jan. 10	at Indiana	8	0-0	.000	0-0	.000	2-2	1.000	0-2-2	2	0	0	0	0	2
Jan. 13	Iowa	16	2-3	.667	0-0	.000	0-3	.000	3-4-7	5	0	0	1	1	4
Jan. 17	Michigan State	18	0-1	.000	0-0	.000	0-1	.000	3-1-4	3	0	1	1	0	0
Jan. 20	at Northwestern	4	0-0	.000	0-0	.000	0-0	.000	0-1-1	1	0	1	0	0	0
Jan. 24	Minnesota (OT)	5	0-1	.000	0-0	.000	0-0	.000	2-1-3	2	0	0	1	0	0
Jan. 31	at Ohio State	13	0-0	.000	0-0	.000	0-0	.000	2-1-3	1	0	2	0	2	0
Feb. 3	at Illinois	12	1-1	1.000	0-0	.000	0-0	.000	1-0-1	0	0	0	0	0	2
Feb. 7	Purdue	7	0-0	.000	0-0	.000	0-0	.000	0-1-1	0	0	0	1	0	0
Feb. 10	Ohio State	1	0-0	.000	0-0	.000	0-0	.000	0-0-0	0	0	0	0	0	0
Feb. 21	Northwestern	10	0-0	.000	0-0	.000	0-0	.000	0-3-3	0	0	0	0	0	0
March 2	Indiana	3	0-0	.000	0-0	.000	0-0	.000	0-0-0	0	0	0	0	0	0
March 6	Penn State	1	0-0	.000	0-0	.000	0-0	.000	0-0-0	0	0	0	0	0	0
March 9	at Michigan	16	2-5	.400	0-0	.000	0-1	.000	1-3-4	4	0	0	1	0	4
March 13	Manhattan (NIT)	6	0-0	.000	0-0	.000	0-0	.000	0-0-0	1	0	0	2	0	0
March 18	Illinois State (NIT)	7	0-2	.000	0-0	.000	0-0	.000	1-3-4	1	0	0	0	0	0

#### 1996-97

DATE	OPPONENT	MIN	FG-FGA	PCT.	3P-3PA	PCT.	FT-FTA	PCT.	Reb. O-D-T	PF	A	TO	BK	ST	PTS
Nov. 23	vs. Memphis	12	1-1	1.000	0-0	.000	1-1	1.000	2-1-3	0	0	1	0	0	3
Nov. 30	UNC-Wilmington	7	0-0	.000	0-0	.000	0-0	.000	0-0-0	1	1	0	1	0	0
Dec. 4	at Temple	1	0-0	.000	0-0	.000	0-0	.000	0-0-0	0	0	0	0	0	0
Dec. 7	Brown	10	0-2	.000	0-0	.000	1-2	.500	1-1-2	0	0	1	1	0	1
Dec. 10	UW-Milwaukee	10	1-2	.500	0-0	.000	0-0	.000	0-0-0	0	0	0	0	0	2
Dec. 14	at St. Bonaventure	8	2-2	1.000	0-0	.000	1-4	.250	1-2-3	0	0	1	0	0	5
Dec. 23	Providence*	11	0-1	.000	0-0	.000	0-1	.000	1-1-2	1	0	0	0	1	0
Dec. 26	Ball State	1	0-0	.000	0-0	.000	0-0	.000	0-0-0	0	0	0	0	0	0
Dec. 31	at Marquette	10	0-1	.000	0-0	.000	1-4	.250	1-1-2	0	0	2	0	0	1
Jan. 2	at Minnesota	1	0-0	.000	0-0	.000	0-0	.000	0-0-0	0	0	0	0	0	0
Jan. 4	Indiana	10	1-1	1.000	0-0	.000	0-0	.000	0-0-0	3	0	0	0	0	2
Jan. 9	Michigan State	6	0-1	.000	0-0	.000	0-0	.000	0-0-0	0	0	0	0	0	0
Jan. 11	at Iowa	9	1-1	1.000	0-0	.000	0-2	.000	1-2-3	2	0	1	3	0	2
Jan. 18	Penn State	10	1-2	.500	0-0	.000	0-0	.000	2-1-3	5	0	1	0	1	2
Jan. 22	at Purdue	10	0-1	.000	0-0	.000	0-0	.000	0-1-1	1	0	0	0	0	0
Jan. 25	at Illinois	2	0-0	.000	0-0	.000	0-0	.000	0-0-0	0	0	0	0	0	0
Jan. 29	Northwestern	9	1-1	1.000	0-0	.000	0-0	.000	2-1-3	3	0	1	0	0	2
Feb. 1	at Ohio State	8	1-1	1.000	0-0	.000	2-3	.667	0-1-1	0	0	0	1	0	4
Feb. 6	Michigan*	15	0-1	.000	0-0	.000	0-2	.000	2-2-4	2	0	3	2	0	0
Feb. 8	at Northwestern	10	0-0	.000	0-0	.000	0-0	.000	0-1-1	1	0	1	1	1	0
Feb. 12	Illinois	11	2-2	1.000	0-0	.000	2-2	1.000	1-1-2	1	0	0	2	0	6
Feb. 15	Purdue	11	0-2	.000	0-0	.000	0-0	.000	2-1-3	1	1	1	1	0	0
Feb. 19	at Penn State	9	0-1	.000	0-0	.000	0-0	.000	1-0-1	0	0	2	1	0	0
Feb. 26	Iowa	4	0-0	.000	0-0	.000	0-0	.000	0-0-0	0	0	0	0	0	0
March 1	at Michigan State	5	0-0	.000	0-0	.000	0-2	.000	1-1-2	1	0	0	0	0	0
March 5	at Indiana	7	0-0	.000	0-0	.000	0-2	.000	1-0-1	2	0	0	0	0	0
March 14	vs. Texas (NCAA)	4	0-0	.000	0-0	.000	0-0	.000	0-0-0	0	0	0	0	0	0

### Sean Daugherty

#### 1994-95

DATE	OPPONENT	MIN	FG-FGA	PCT.	3P-3PA	PCT.	FT-FTA	PCT.	Reb. O-D-T	PF	A	TO	BK	ST	PTS
Nov. 26	at Wright State	20	4-12	.333	2-7	.286	2-2	1.000	3-3-6	3	2	1	1	1	12
Nov. 30	UW-Green Bay	10	0-2	.000	0-1	.000	2-2	1.000	1-1-2	2	1	3	0	0	2
Dec. 3	Texas Tech	10	1-2	.500	0-0	.000	0-0	.000	1-2-3	1	0	1	0	0	2
Dec. 6	Valparaiso	21	3-7	.429	2-3	.667	0-0	.000	1-2-3	2	0	1	0	1	8
Dec. 10	at Eastern Michigan*	24	1-6	.167	1-4	.250	0-0	.000	0-3-3	3	0	2	1	0	3
Dec. 14	UW-Milwaukee	13	6-8	.750	1-2	.500	1-3	.333	4-3-7	1	0	1	0	0	14

GAME-BY-GAME STATS (CONT.)

Dec. 23	Loyola-Marymount	18	3-6	.500	1-3	.333	1-2	.500	3-3-6	4	0	2	1	0	8
Dec. 27	at Stanford	29	5-10	.500	3-5	.600	0-0	.000	3-3-6	4	1	2	1	1	13
Dec. 31	at Marquette	23	2-5	.400	1-4	.250	0-0	.000	0-5-5	2	1	2	0	3	5
Jan. 4	Michigan State	19	1-5	.200	0-3	.000	2-4	.500	0-4-4	1	1	2	0	0	4
Jan. 7	at Indiana	18	1-4	.250	0-2	.000	1-2	.500	1-4-5	2	0	2	0	1	3
Jan. 11	at Ohio State	12	2-4	.500	0-1	.000	1-2	.500	0-1-1	4	1	1	0	0	5
Jan. 14	Minnesota	13	2-4	.500	0-1	.000	0-0	.000	2-1-3	2	1	2	0	0	4
Jan. 21	at Iowa	7	0-1	.000	0-0	.000	0-0	.000	0-0-0	2	0	1	0	0	0
Jan. 26	Penn State	11	0-3	.000	0-1	.000	0-0	.000	3-0-3	1	0	2	0	0	0
Jan. 28	Northwestern	12	4-10	.400	0-2	.000	5-8	.625	2-4-6	2	0	0	2	0	13
Feb. 1	at Michigan	19	2-7	.286	2-3	.667	1-2	.500	2-2-4	2	0	0	0	1	7
Feb. 4	Illinois	16	1-2	.500	0-1	.000	0-0	.000	0-3-3	3	0	1	1	2	2
Feb. 11	Michigan	19	0-0	.000	0-0	.000	0-0	.000	1-1-2	4	2	3	0	0	0
Feb. 15	at Northwestern	5	0-2	.000	0-0	.000	0-0	.000	3-1-4	0	0	0	0	0	0
Feb. 18	at Penn State	8	0-1	.000	0-0	.000	0-0	.000	0-1-1	1	0	0	0	0	0
Feb. 26	at Purdue	18	1-5	.200	0-1	.000	2-3	.667	3-1-4	5	0	1	0	0	4
Feb. 28	at Minnesota*	17	2-4	.500	0-2	.000	0-0	.000	3-3-6	3	0	2	0	0	4
March 4	Ohio State*	15	2-7	.286	0-1	.000	0-0	.000	3-3-6	1	2	1	1	1	4
March 8	Indiana*	17	0-6	.000	0-0	.000	2-2	1.000	4-2-6	3	1	0	0	0	2
March 11	at Michigan State*	4	0-0	.000	0-0	.000	0-2	.000	0-0-0	3	0	0	0	0	0

1995-96

DATE	OPPONENT	MIN	FG-FGA	PCT.	3P-3PA	PCT.	FT-FTA	PCT.	Reb. O-D-T	PF	A	TO	BK	ST	PTS
Nov. 20	Villanova (Maui)	27	4-12	.333	2-3	.667	0-0	.000	5-4-9	4	0	0	0	1	10
Nov. 21	UCLA (Maui)*	35	3-8	.375	0-2	.000	1-2	.500	1-5-6	2	0	1	0	0	7
Nov. 22	Chaminade (Maui)*	21	8-10	.800	0-0	.000	0-1	.000	1-4-5	3	0	0	0	0	16
Nov. 28	Northwestern Illinois*	31	4-5	.800	1-1	1.000	7-8	.875	2-9-11	1	1	3	0	2	16
Dec. 2	Temple (OT)*	32	2-6	.333	1-2	.500	6-8	.750	1-4-5	3	0	0	2	1	11
Dec. 5	at Wright State*	26	8-14	.571	0-0	.000	5-9	.556	4-2-6	4	4	0	0	2	21
Dec. 9	St. Bonaventure*	25	1-8	.125	0-3	.000	1-2	.500	2-5-7	1	1	1	0	0	3
Dec. 11	at Providence*	36	4-6	.667	0-1	.000	1-1	1.000	1-3-4	2	3	3	0	3	9
Dec. 14	Valparaiso*	33	4-7	.571	0-0	.000	2-2	1.000	1-4-5	3	1	1	1	0	10
Dec. 23	UW-Milwaukee*	22	3-7	.429	0-0	.000	9-10	.900	2-2-4	4	0	2	0	0	15
Dec. 28	Eastern Illinois*	22	5-8	.625	0-0	.000	3-5	.600	4-4-8	3	0	1	0	1	13
Dec. 31	Marquette*	38	4-10	.400	0-1	.000	2-2	1.000	4-7-11	3	2	2	1	1	10
Jan. 3	Michigan*	35	2-5	.400	0-0	.000	0-1	.000	4-8-12	4	2	2	1	0	4
Jan. 7	at Penn State*	31	3-9	.333	0-1	.000	3-3	1.000	4-2-6	0	0	1	1	0	9
Jan. 10	at Indiana*	31	3-9	.333	0-0	.000	2-4	.500	2-1-3	4	0	4	2	1	8
Jan. 13	Iowa*	36	4-8	.500	0-1	.000	3-3	1.000	1-2-3	4	1	3	0	1	11
Jan. 17	Michigan State*	30	4-8	.500	0-1	.000	1-1	1.000	0-3-3	3	1	2	1	1	9
Jan. 20	at Northwestern*	24	1-6	.167	0-1	.000	3-4	.750	3-4-7	4	0	1	0	0	5
Jan. 24	Minnesota (OT)*	45	7-11	.636	1-1	1.000	2-4	.500	4-8-12	0	3	2	2	1	17
Jan. 31	at Ohio State*	24	2-4	.500	0-1	.000	0-0	.000	0-3-3	4	2	4	0	0	4
Feb. 3	at Illinois*	40	1-9	.111	0-1	.000	1-3	.333	2-11-13	1	0	0	1	0	3
Feb. 7	Purdue*	35	4-10	.400	0-1	.000	5-8	.625	3-4-7	2	0	3	0	0	13
Feb. 10	Ohio State*	30	4-6	.667	0-0	.000	3-3	1.000	2-1-3	4	1	5	0	0	11
Feb. 17	at Minnesota*	29	5-7	.714	3-4	.750	0-0	.000	0-6-6	4	1	2	0	0	13
Feb. 21	Northwestern*	33	2-8	.250	0-3	.000	3-3	1.000	1-1-2	5	1	1	0	1	7
Feb. 24	at Michigan State*	38	8-14	.571	0-1	.000	3-4	.750	5-3-8	3	0	1	0	1	19
Feb. 28	at Iowa*	35	9-16	.563	3-4	.750	1-1	1.000	3-4-7	4	0	4	1	2	22
March 2	Indiana*	26	5-10	.500	1-1	1.000	0-0	.000	1-3-4	3	2	1	0	0	11
March 6	Penn State*	38	3-9	.333	0-2	.000	1-2	.500	1-5-6	3	2	4	0	2	7
March 9	at Michigan*	20	4-5	.800	0-1	.000	0-0	.000	1-3-4	3	0	1	0	0	8
March 13	Manhattan (NIT)*	38	2-8	.250	0-0	.000	0-0	.000	2-8-10	2	1	0	0	0	4
March 18	Illinois State (NIT)*	30	2-9	.222	0-2	.000	2-2	1.000	2-0-2	5	4	1	0	1	6



### GAME-BY-GAME STATS (CONT.)

#### 1996-97

DATE	OPPONENT	MIN	FG-FGA	PCT.	3P-3PA	PCT.	FT-FTA	PCT.	Reb. O-D-T	PF	A	TO	BK	ST	PTS
Nov. 23	vs. Memphis*	33	4-11	.364	0-0	.000	0-1	.000	4-6-10	3	0	3	0	1	8
Nov. 30	UNC-Wilmington	18	2-4	.500	0-0	.000	0-0	.000	1-2-3	1	1	0	0	0	4
Dec. 4	at Temple	26	2-8	.250	0-1	.000	2-4	.500	1-4-5	1	1	2	1	0	6
Dec. 7	Brown	18	3-5	.600	0-0	.000	1-2	.500	1-0-1	1	2	1	3	1	7
Dec. 10	UW-Milwaukee*	26	3-9	.333	0-0	.000	0-0	.000	2-1-3	5	0	2	0	2	6
Dec. 14	at St. Bonaventure	15	2-5	.400	0-0	.000	5-6	.833	0-2-2	4	0	2	0	0	9
Dec. 23	Providence*	35	6-9	.667	1-2	.500	3-4	.750	2-5-7	4	1	2	2	0	16
Dec. 26	Ball State*	36	8-15	.533	1-1	1.000	2-2	1.000	0-8-8	2	0	3	2	0	19
Dec. 31	at Marquette*	35	5-12	.417	2-5	.400	0-0	.000	1-1-2	4	2	0	0	0	12
Jan. 2	at Minnesota*	37	5-15	.333	1-2	.500	0-0	.000	3-7-10	1	1	2	0	0	11
Jan. 4	Indiana*	35	4-11	.364	1-4	.250	4-4	1.000	0-2-2	2	1	2	0	0	13
Jan. 9	Michigan State*	22	4-7	.571	0-1	.000	0-2	.000	4-2-6	5	0	3	1	0	8
Jan. 11	at Iowa*	21	3-5	.600	2-3	.667	0-0	.000	2-0-2	3	1	1	0	1	8
Jan. 18	Penn State*	25	4-8	.500	0-1	.000	2-2	1.000	3-4-7	4	0	0	1	1	10
Jan. 22	at Purdue*	29	3-5	.600	1-3	.333	0-0	.000	0-2-2	4	1	3	0	0	7
Jan. 25	at Illinois	22	1-4	.250	0-0	.000	5-6	.833	0-0-0	3	1	0	0	1	7
Jan. 29	Northwestern	20	2-5	.400	0-0	.000	0-2	.000	3-4-7	4	0	1	0	2	4
Feb. 1	at Ohio State	21	6-10	.600	4-6	.667	0-0	.000	2-0-2	3	0	2	0	2	16
Feb. 6	Michigan*	39	5-13	.385	0-3	.000	4-6	.667	6-5-11	2	1	2	0	2	14
Feb. 8	at Northwestern*	34	4-10	.400	0-1	.000	0-0	.000	3-3-6	4	0	2	0	3	8
Feb. 12	Illinois*	31	6-13	.462	0-1	.000	3-4	.750	3-8-11	1	2	2	0	0	15
Feb. 15	Purdue*	35	3-7	.429	1-1	1.000	3-5	.600	2-7-9	4	0	0	0	1	10
Feb. 19	at Penn State*	35	1-4	.250	0-0	.000	4-6	.667	2-1-3	1	0	1	0	0	6
Feb. 26	Iowa*	36	3-11	.273	1-4	.250	0-0	.000	4-5-9	2	1	0	0	0	7
March 1	at Michigan State*	23	2-5	.400	0-2	.000	2-3	.667	1-3-4	4	1	0	2	0	6
March 5	at Indiana*	26	6-11	.545	1-4	.250	0-0	.000	3-3-6	1	1	1	0	0	13
March 8	Minnesota*	23	3-8	.375	1-2	.500	4-4	1.000	3-4-7	3	1	1	0	0	11
March 14	vs. Texas (NCAA)*	38	4-5	.800	0-1	.000	1-2	.500	1-5-6	2	3	1	1	0	9

#### Duany Duany

#### 1995-96

DATE	OPPONENT	MIN	FG-FGA	PCT.	3P-3PA	PCT.	FT-FTA	PCT.	Reb. O-D-T	PF	A	TO	BK	ST	PTS
Nov. 21	UCLA (Maui)	5	1-2	.500	1-1	1.000	0-0	.000	0-1-1	0	0	0	0	0	3
Nov. 22	Chaminade (Maui)	17	3-5	.600	2-3	.667	4-4	1.000	0-2-2	1	0	0	0	0	12

#### 1996-97

DATE	OPPONENT	MIN	FG-FGA	PCT.	3P-3PA	PCT.	FT-FTA	PCT.	Reb. O-D-T	PF	A	TO	BK	ST	PTS
Nov. 23	vs. Memphis	3	0-0	.000	0-0	.000	0-0	.000	0-0-0	0	0	0	0	0	0
Nov. 30	UNC-Wilmington*	26	4-7	.571	3-5	.600	0-0	.000	0-4-4	1	1	2	0	0	11
Dec. 4	at Temple*	15	0-2	.000	0-1	.000	0-0	.000	0-2-2	0	0	2	0	0	0
Dec. 10	UW-Milwaukee	18	2-5	.400	0-2	.000	0-0	.000	0-1-1	1	2	2	0	0	4
Dec. 14	at St. Bonaventure	3	0-1	.000	0-1	.000	0-0	.000	0-1-1	0	0	0	0	0	0
Dec. 23	Providence	28	1-7	.143	1-4	.250	2-2	1.000	0-1-1	1	2	3	0	0	5
Dec. 26	Ball State	9	2-4	.500	0-2	.000	0-1	.000	0-0-0	3	0	3	0	0	4
Dec. 31	at Marquette*	33	4-8	.500	4-6	.667	2-2	1.000	1-1-2	2	0	1	0	0	14
Jan. 2	at Minnesota*	15	1-5	.200	0-3	.000	0-0	.000	0-2-2	0	1	3	0	1	2
Jan. 4	Indiana	23	2-7	.286	1-3	.333	0-0	.000	0-1-1	0	1	1	0	0	5
Jan. 9	Michigan State	19	2-6	.333	1-5	.200	0-0	.000	1-0-1	1	1	0	0	0	5
Jan. 11	at Iowa	20	3-11	.273	2-8	.250	2-5	.400	0-1-1	2	0	1	0	0	10
Jan. 18	Penn State*	21	2-11	.182	1-5	.200	2-2	1.000	0-2-2	1	1	2	0	1	7
Jan. 22	at Purdue*	25	2-8	.250	1-4	.250	3-5	.600	0-1-1	2	1	0	0	1	8
Jan. 25	at Illinois*	34	7-9	.778	5-5	1.000	1-4	.250	0-3-3	1	0	1	0	0	20
Jan. 29	Northwestern*	25	2-9	.222	0-4	.000	0-1	.000	1-2-3	4	0	0	0	0	4
Feb. 1	at Ohio State*	18	0-6	.000	0-3	.000	0-0	.000	0-2-2	1	0	1	0	0	0
Feb. 6	Michigan	18	0-3	.000	0-1	.000	0-2	.000	0-1-1	0	0	0	0	0	0
Feb. 8	at Northwestern	11	3-4	.750	3-4	.750	0-0	.000	0-3-3	1	0	1	1	0	9
Feb. 12	Illinois	13	2-6	.333	2-6	.333	1-2	.500	0-2-2	1	1	0	0	0	7

### GAME-BY-GAME STATS (CONT.)

Feb. 15	Purdue	6	0-0	.000	0-0	.000	0-0	.000	0-0-0	1	0	1	0	0	0
Feb. 19	at Penn State	17	4-7	.571	2-4	.500	0-0	.000	0-3-3	2	0	2	0	3	10
Feb. 26	Iowa	18	2-5	.400	2-4	.500	1-3	.333	0-2-2	3	0	1	0	0	7
March 1	at Michigan State	14	0-3	.000	0-2	.000	1-3	.333	0-1-1	0	0	0	0	0	1
March 5	at Indiana	15	2-7	.286	0-3	.000	0-0	.000	0-0-0	1	0	2	0	0	4
March 8	Minnesota	4	0-0	.000	0-0	.000	0-0	.000	0-0-0	1	0	0	0	0	0
March 14	vs. Texas (NCAA)	8	0-1	.000	0-1	.000	0-2	.000	0-0-0	1	0	0	0	0	0

### Sean Mason

#### 1994-95

DATE	OPPONENT	MIN	FG-FGA	PCT.	3P-3PA	PCT.	FT-FTA	PCT.	Reb. O-D-T	PF	A	TO	BK	ST	PTS
Nov. 26	at Wright State	8	1-1	1.000	0-0	.000	0-2	.000	0-2-2	1	0	1	0	0	2
Nov. 30	UW-Green Bay	4	0-0	.000	0-0	.000	0-0	.000	0-0-0	0	0	1	0	0	0
Dec. 3	Texas Tech	12	1-4	.250	1-1	1.000	0-0	.000	1-1-2	1	0	1	1	1	3
Dec. 6	Valparaiso	14	1-2	.500	1-2	.500	0-0	.000	1-1-2	2	1	4	0	0	3
Dec. 10	at Eastern Michigan	10	2-8	.250	2-6	.333	1-2	.500	1-2-3	5	0	2	0	1	7
Dec. 23	Loyola-Marymount	19	5-8	.625	2-4	.500	2-2	1.000	1-1-2	1	1	3	2	0	14
Dec. 27	at Stanford	23	2-7	.286	1-4	.250	4-6	.667	1-0-1	5	0	2	0	0	9
Dec. 31	at Marquette	15	2-7	.286	2-5	.400	1-2	.500	1-0-1	4	1	2	0	0	7
Jan. 4	Michigan State	14	1-4	.250	1-2	.500	0-0	.000	0-1-1	2	1	1	0	0	3
Jan. 7	at Indiana	24	3-7	.429	1-3	.333	0-2	.000	1-2-3	0	1	2	0	3	7
Jan. 11	at Ohio State	13	1-2	.500	0-0	.000	0-1	.000	0-2-2	4	1	2	0	0	2
Jan. 14	Minnesota	11	0-3	.000	0-2	.000	0-0	.000	1-2-3	1	0	6	0	0	0
Jan. 21	at Iowa	9	0-0	.000	0-0	.000	2-2	1.000	0-0-0	3	3	3	1	0	2
Jan. 26	Penn State	14	0-5	.000	0-3	.000	0-0	.000	1-2-3	2	1	0	0	2	0
Jan. 28	Northwestern	13	2-6	.333	0-1	.000	0-0	.000	0-1-1	4	0	0	1	0	4
Feb. 1	at Michigan	21	4-8	.500	3-4	.750	2-5	.400	0-5-5	1	0	5	0	0	13
Feb. 4	Illinois	22	2-4	.500	1-3	.333	0-0	.000	0-1-1	3	2	2	0	0	5
Feb. 11	Michigan	19	1-4	.250	1-2	.500	6-6	1.000	0-3-3	0	0	0	1	0	9
Feb. 15	at Northwestern	26	2-9	.222	1-3	.333	1-2	.500	1-5-6	1	1	3	0	1	6
Feb. 18	at Penn State	22	3-7	.429	2-3	.667	0-0	.000	0-0-0	3	2	2	0	0	8
Feb. 22	Iowa	15	1-3	.333	0-2	.000	0-1	.000	0-5-5	3	1	4	0	2	2
Feb. 26	at Purdue	20	2-6	.333	1-2	.500	1-2	.500	0-0-0	2	2	2	0	0	6
March 4	Ohio State	17	2-5	.400	0-3	.000	2-2	1.000	0-1-1	3	0	2	0	0	6
March 8	Indiana	3	0-3	.000	0-2	.000	0-0	.000	0-0-0	1	0	0	0	0	0
March 11	at Michigan State	14	3-9	.333	1-5	.200	1-2	.500	0-2-2	1	2	1	0	0	8

#### 1995-96

DATE	OPPONENT	MIN	FG-FGA	PCT.	3P-3PA	PCT.	FT-FTA	PCT.	Reb. O-D-T	PF	A	TO	BK	ST	PTS
Nov. 20	Villanova (Maui)*	26	4-9	.444	1-3	.333	0-1	.000	0-3-3	5	0	2	0	1	9
Nov. 21	UCLA (Maui)*	33	2-7	.286	0-3	.000	3-4	.750	0-0-0	1	3	3	0	1	7
Nov. 22	Chaminade (Maui)*	24	0-1	.000	0-1	.000	0-0	.000	0-3-3	1	5	1	0	0	0
Nov. 28	Northeastern Illinois*	31	3-7	.429	1-1	1.000	3-4	.750	1-2-3	3	2	3	2	2	10
Dec. 2	Temple*	36	3-8	.375	1-5	.200	4-4	1.000	1-5-6	4	2	3	2	1	11
Dec. 5	at Wright State*	28	1-5	.200	1-2	.500	2-2	1.000	1-1-2	2	2	3	0	1	5
Dec. 9	St. Bonaventure*	17	0-4	.000	0-4	.000	0-0	.000	1-0-1	0	0	1	0	1	0
Dec. 11	at Providence	17	0-6	.000	0-0	.000	1-2	.500	0-0-0	2	1	2	0	0	1
Dec. 14	Valparaiso	20	6-9	.667	0-0	.000	1-1	1.000	1-2-3	2	1	1	0	2	13
Dec. 23	UW-Milwaukee	27	7-11	.636	2-4	.500	4-4	1.000	1-3-4	1	0	2	1	2	20
Dec. 28	Eastern Illinois*	22	6-7	.857	3-3	1.000	3-3	1.000	0-4-4	2	4	3	0	2	18
Dec. 31	Marquette*	33	1-11	.091	0-3	.000	7-8	.875	1-1-2	4	2	0	0	1	9
Jan. 3	Michigan*	26	4-8	.500	1-2	.500	0-0	.000	0-0-0	2	0	3	1	1	9



## GAME-BY-GAME STATS (CONT.)

### 1996-97

DATE	OPPONENT	MIN	FG-FGA	PCT.	3P-3PA	PCT.	FT-FTA	PCT.	Reb.		PF	A	TO	BK	ST	PTS
									O-D-T							
Nov. 23	Memphis*	31	1-8	.125	0-1	.000	4-5	.800	2-1-3	3	1	4	2	2	2	6
Nov. 30	UNC-Wilmington*	19	4-8	.500	2-3	.667	3-5	.600	0-1-1	2	1	1	0	3	3	13
Dec. 4	at Temple*	30	4-9	.444	1-5	.200	9-10	.900	1-6-7	2	3	3	0	0	0	18
Dec. 7	Brown*	1	0-0	.000	0-0	.000	0-0	.000	0-0-0	0	0	1	0	0	0	0

### Sam Okey

### 1995-96

DATE	OPPONENT	MIN	FG-FGA	PCT.	3P-3PA	PCT.	FT-FTA	PCT.	Reb.		PF	A	TO	BK	ST	PTS
									O-D-T							
Nov. 20	Villanova (Maui)*	36	5-10	.500	1-3	.333	1-3	.333	0-6-6	3	3	1	0	2	2	12
Nov. 21	UCLA (Maui)*	34	8-12	.667	1-1	1.000	4-4	1.000	2-7-9	4	0	2	1	2	2	21
Nov. 22	Chaminade (Maui)*	24	6-8	.750	0-1	.000	2-2	1.000	2-5-7	3	6	3	4	2	2	14
Nov. 28	Northeastern Illinois*	24	5-9	.556	0-0	.000	2-2	1.000	4-5-9	1	3	0	0	0	0	12
Dec. 2	Temple (OT)*	43	1-4	.250	0-1	.000	5-6	.833	1-5-6	1	2	1	0	1	1	7
Dec. 5	at Wright State*	30	9-11	.818	0-0	.000	2-5	.400	1-3-4	4	2	2	1	1	1	20
Dec. 9	St. Bonaventure*	38	9-16	.563	0-3	.000	9-14	.643	5-9-14	2	3	3	0	0	0	27
Dec. 11	at Providence*	29	4-11	.364	0-1	.000	3-4	.750	2-8-10	3	2	2	1	1	1	11
Dec. 14	Valparaiso*	36	7-13	.538	1-1	1.000	8-12	.667	3-6-9	2	5	5	0	0	0	23
Dec. 23	UW-Milwaukee*	17	1-3	.333	0-0	.000	1-2	.500	0-6-6	4	3	4	1	0	0	3
Dec. 28	Eastern Illinois*	25	6-8	.750	1-2	.500	4-4	1.000	0-5-5	2	6	2	0	1	1	17
Dec. 31	Marquette*	28	2-11	.182	1-2	.500	0-0	.000	1-4-5	4	3	1	1	2	2	5
Jan. 3	Michigan*	32	5-15	.333	2-6	.333	0-3	.000	0-2-2	4	4	2	3	3	3	12
Jan. 7	at Penn State*	29	3-8	.375	1-3	.333	2-2	1.000	2-4-6	2	0	6	2	1	1	9
Jan. 10	at Indiana*	32	4-11	.364	0-2	.000	0-0	.000	2-7-9	4	4	4	0	1	1	8
Jan. 13	Iowa*	36	8-11	.727	3-3	1.000	4-6	.667	0-6-6	4	2	2	2	2	2	23
Jan. 17	Michigan State*	34	2-11	.182	0-3	.000	2-2	1.000	0-4-4	5	4	0	2	0	0	6
Jan. 20	at Northwestern*	31	2-9	.222	0-2	.000	3-5	.600	3-5-8	4	2	0	0	1	1	7
Jan. 24	Minnesota (OT)*	32	5-10	.500	0-2	.000	3-4	.750	0-2-2	4	4	0	1	0	0	13
Jan. 31	at Ohio State*	31	4-8	.500	1-1	1.000	7-10	.700	2-4-6	4	1	4	0	0	0	16
Feb. 3	at Illinois*	29	3-12	.250	1-3	.333	2-3	.667	2-5-7	4	1	1	0	0	0	9
Feb. 7	Purdue*	34	5-11	.455	0-2	.000	2-2	1.000	2-4-6	3	1	2	0	2	2	12
Feb. 10	Ohio State*	35	1-7	.143	0-2	.000	6-8	.750	0-3-3	3	4	3	3	1	1	8
Feb. 17	at Minnesota*	38	4-16	.250	2-5	.400	4-5	.800	4-4-8	2	5	1	0	2	2	14
Feb. 21	Northwestern*	34	6-14	.429	2-5	.400	3-4	.750	1-6-7	4	7	1	2	3	17	
Feb. 24	at Michigan State*	26	4-9	.444	0-1	.000	4-4	1.000	0-6-6	4	3	3	1	0	0	12
Feb. 28	at Iowa*	32	2-4	.500	0-1	.000	2-4	.500	4-6-10	3	4	4	3	0	0	6
March 2	Indiana*	38	5-15	.333	1-5	.200	5-7	.714	2-4-6	4	2	6	1	1	1	16
March 6	Penn State*	37	7-15	.467	1-4	.250	2-2	1.000	3-6-9	2	5	3	4	2	2	17
March 9	at Michigan*	26	2-8	.250	0-1	.000	3-6	.500	4-2-6	5	4	0	1	0	0	7
March 13	Manhattan (NIT)*	35	5-13	.385	1-3	.333	0-0	.000	0-9-9	0	3	5	5	1	1	11
March 18	Illinois State (NIT)*	39	11-20	.550	1-3	.333	5-7	.714	2-6-8	3	2	4	3	3	3	28

### 1996-97

DATE	OPPONENT	MIN	FG-FGA	PCT.	3P-3PA	PCT.	FT-FTA	PCT.	Reb.		PF	A	TO	BK	ST	PTS
									O-D-T							
Nov. 23	vs. Memphis*	25	3-11	.273	0-1	.000	2-3	.667	1-5-6	3	3	5	0	2	2	8
Nov. 30	UNC-Wilmington*	22	4-5	.800	0-1	.000	2-3	.667	2-4-6	2	0	2	1	0	0	10
Dec. 4	at Temple*	24	2-6	.333	1-1	1.000	1-1	1.000	2-7-9	5	1	2	2	0	0	6
Dec. 7	Brown*	31	3-12	.250	0-1	.000	0-0	.000	1-4-5	3	3	3	1	2	2	6
Dec. 10	UW-Milwaukee*	35	9-15	.600	0-0	.000	12-17	.706	7-10-17	2	1	0	1	1	1	30
Dec. 14	at St. Bonaventure*	33	5-8	.625	0-0	.000	2-4	.500	5-7-12	5	2	2	1	0	0	12
Dec. 26	Ball State*	28	4-6	.667	1-1	1.000	2-5	.400	3-3-6	3	5	2	2	1	1	11
Dec. 31	at Marquette*	33	3-8	.375	1-3	.333	1-2	.500	0-6-6	3	4	2	1	2	2	8
Jan. 2	at Minnesota*	32	5-12	.417	2-6	.333	4-5	.800	2-6-8	5	2	2	1	2	2	16
Jan. 4	Indiana*	24	4-7	.571	2-3	.667	3-4	.750	2-3-5	4	3	1	0	3	3	13

### GAME-BY-GAME STATS (CONT.)

Jan. 9	Michigan State*	33	3-10	.300	0-1	.000	5-6	.833	1-4-5	4	2	2	2	1	11
Jan. 11	at Iowa*	34	3-14	.214	1-5	.200	3-8	.375	6-5-11	4	5	1	0	2	10
Jan. 18	Penn State*	34	3-11	.273	0-0	.000	7-10	.700	2-4-6	2	0	2	1	3	13
Jan. 22	at Purdue*	28	1-4	.250	1-1	1.000	0-0	.000	2-5-7	5	5	2	1	2	3
Jan. 25	at Illinois*	29	5-10	.500	0-1	.000	2-2	1.000	5-11-16	4	1	0	1	0	12
Jan. 29	Northwestern*	27	6-6	1.000	0-0	.000	5-9	.556	2-5-7	4	2	2	1	1	17
Feb. 1	at Ohio State*	37	1-4	.250	0-0	.000	4-8	.500	6-7-13	2	2	7	0	2	6
Feb. 6	Michigan*	33	2-9	.222	0-3	.000	3-4	.750	3-4-7	4	7	2	0	2	7
Feb. 8	at Northwestern*	31	1-9	.111	1-4	.250	1-2	.500	7-5-12	4	3	0	2	1	4
Feb. 12	Illinois*	36	5-12	.417	2-3	.667	4-8	.500	4-5-9	0	3	1	2	0	16
Feb. 15	Purdue*	29	10-14	.714	0-2	.000	0-0	.000	2-3-5	3	3	4	1	1	20
Feb. 19	Penn State*	34	3-9	.333	1-1	1.000	3-3	1.000	6-8-14	3	3	2	1	0	10
Feb. 26	Iowa*	33	1-5	.200	0-1	.000	0-0	.000	2-5-7	4	3	0	0	0	2
March 1	at Michigan State*	34	5-13	.385	1-4	.250	0-0	.000	2-4-6	2	4	4	0	1	11
March 5	at Indiana*	25	4-5	.800	1-1	1.000	2-5	.400	2-4-6	5	3	2	0	0	11
March 8	Minnesota*	39	3-6	.500	1-2	.500	5-6	.833	2-7-9	1	1	6	2	3	12
March 14	vs. Texas* (NCAA)	30	5-8	.625	0-2	.000	7-10	.700	2-8-10	4	6	5	0	0	17

### Brian Vraney

#### 1994-95

DATE	OPPONENT	MIN	FG-FGA	PCT.	3P-3PA	PCT.	FT-FTA	PCT.	Reb. O-D-T	PF	A	TO	BK	ST	PTS
Feb. 4	Illinois	1	0-0	.000	0-0	.000	0-0	.000	0-0-0	0	0	0	0	0	0

#### 1995-96


DATE	OPPONENT	MIN	FG-FGA	PCT.	3P-3PA	PCT.	FT-FTA	PCT.	Reb. O-D-T	PF	A	TO	BK	ST	PTS
Nov. 21	UCLA (Maui)	1	1-1	1.000	0-0	.000	0-0	.000	1-0-1	0	0	0	0	0	2
Nov. 22	Chaminade (Maui)	6	2-4	.500	0-0	.000	4-4	1.000	2-0-2	0	0	0	0	0	8
Nov. 28	Northeastern Illinois	4	0-0	.000	0-0	.000	0-0	.000	0-2-2	1	0	0	0	0	0
Dec. 5	at Wright State	1	0-1	.000	0-0	.000	0-0	.000	0-0-0	0	0	0	0	0	0
Dec. 9	St. Bonaventure	1	0-0	.000	0-0	.000	0-0	.000	0-0-0	0	0	0	0	0	0
Dec. 23	UW-Milwaukee	3	2-2	1.000	0-0	.000	0-0	.000	1-2-3	0	0	0	0	0	4
Dec. 28	Eastern Illinois	4	1-2	.500	0-0	.000	0-0	.000	1-0-1	0	0	0	0	0	2
Jan. 7	at Penn State	2	0-0	.000	0-0	.000	0-0	.000	0-0-0	0	0	0	0	0	0
Jan. 10	at Indiana	1	0-0	.000	0-0	.000	0-0	.000	0-0-0	0	0	0	0	0	0
Jan. 20	at Northwestern	2	0-0	.000	0-0	.000	0-0	.000	0-1-1	1	0	0	0	0	0
Feb. 7	Purdue	1	1-1	1.000	0-0	.000	0-0	.000	1-0-1	0	0	0	0	0	2
Feb. 24	at Michigan State	3	0-0	.000	0-0	.000	1-2	.500	1-0-1	1	0	0	0	0	1
March 9	at Michigan	1	2-3	.667	0-0	.000	0-0	.000	1-0-1	0	0	0	0	0	4

#### 1996-97

DATE	OPPONENT	MIN	FG-FGA	PCT.	3P-3PA	PCT.	FT-FTA	PCT.	Reb. O-D-T	PF	A	TO	BK	ST	PTS
Nov. 30	UNC-Wilmington	6	0-3	.000	0-0	.000	0-0	.000	2-0-2	1	0	0	0	0	0
Dec. 7	Brown	3	0-2	.000	0-0	.000	0-0	.000	1-1-2	0	0	0	0	0	0
Dec. 10	UW-Milwaukee	2	0-0	.000	0-0	.000	0-0	.000	0-0-0	0	0	0	0	0	0
Jan. 2	at Minnesota	1	0-0	.000	0-0	.000	0-0	.000	0-0-0	0	0	0	0	0	0
Jan. 11	at Iowa	2	0-0	.000	0-0	.000	0-0	.000	0-0-0	0	0	0	0	0	0
Jan. 18	Penn State	1	0-0	.000	0-0	.000	0-0	.000	0-0-0	1	0	0	0	0	0
Jan. 22	at Purdue	1	0-0	.000	0-0	.000	0-0	.000	0-0-0	0	0	0	0	0	0
Feb. 1	at Ohio State	3	1-1	1.000	0-0	.000	2-2	1.000	0-1-1	0	0	0	0	0	4
Feb. 12	Illinois	1	0-0	.000	0-0	.000	0-0	.000	0-0-0	1	0	0	0	0	0
March 1	at Michigan State	2	0-1	.000	0-0	.000	0-0	.000	0-1-1	0	0	0	0	1	0
March 14	vs. Texas (NCAA)	2	1-1	1.000	0-0	.000	0-0	.000	0-0-0	0	0	0	0	0	2

\*starter






# Personnel

David Sliker

# DICK BENNETT



It only stands to reason that, after a while, teams take on the personality and characteristics of their coach. That being the case, followers of Wisconsin basketball are among the most fortunate fans in America.

The Badger basketball program is in the hands of third-year coach Dick Bennett, who starts his 22nd season as a collegiate head coach in 1997-98.

Bennett has been written and talked about by everyone from former players and fellow coaches to family members, administrators and the media. They use the same words and phrases again and again.

Humility. Toughness. Integrity. Competitive. Intense. Passionate. Fundamentally sound. A great teacher.

Bennett has stamped the Wisconsin program with these personal and professional traits and the results have been nothing short of remarkable.

In his first season he masterfully guided a team most felt would struggle to win 10 games to a 17-15 overall record and an appearance in the second round of the National Invitation Tournament. The 1995-96 Badgers were just the seventh team in school history to win at least 17 games. Guiding the squad through numerous personnel hardships, Bennett set the Wisconsin record for victories in a season by a first-year coach. He became the first Badger coach to win his Big Ten debut since 1912 when Wisconsin defeated Michigan on Jan. 3, 1996.

Bennett endured no sophomore jinx in his second campaign. Rather, he coached the Badgers to the school's second NCAA



Tournament appearance in 50 years, the school's highest Big Ten win total (11) since 1941 and the UW's highest regular-season victory total (18) since 1915-16. Last year's club finished first in the Big Ten and fourth nationally in both scoring defense and field goal percentage defense. The team put together the school's first six-game conference winning streak since 1951.

In his two seasons at Wisconsin, Bennett owns a 35-25 (.583) record. He has coached the Badgers to more wins in his first two years than any other Wisconsin coach. He and Stu Jackson are the only two coaches in Badger history to take teams to back-to-back postseason tournaments.

## JUST ASK HIS PEERS

The *Seattle Post-Intelligencer* conducted a survey of 113 college basketball coaches at the 1995 Final Four and found that Bennett ranked

## Overall Record

395-214, .649 (21 YEARS)

## Record at Wisconsin

35-25, .583 (2 YEARS)

## Career Postseason

- 4 NCAA TOURNAMENTS
- 3 NIT
- 3 NAIA TOURNAMENTS

"Dick Bennett is, in my opinion, one of the great coaches in this profession who started from the ground up. His players can appreciate a coach who can make the game of basketball a simple game. He dots all of the 'i's' and crosses all of the 't's' for his players, which always leads to winning. He is someone who can motivate players from every level."

**John Chaney**  
Head Coach  
Temple



## DICK BENNETT (CONT.)


No. 2 nationally when coaches were asked to "name the head coach who regularly does the best job under the most difficult circumstances."

The survey also showed that Bennett's peers felt that only Indiana's Bob Knight, North Carolina's Dean Smith and Duke's Mike Krzyzewski rank ahead of him on the national scene when it comes to "strategizing the game." Bennett received votes when coaches were asked "whom would you like to see as coach of the 1996 U.S. Olympic men's basketball team."

### BUILDING A WINNER IN TITLETOWN

Bennett came to Wisconsin from UW-Green Bay, where he spent 10 seasons guiding the Phoenix into the national spotlight and solidifying his reputation for coaching overachievers.

He inherited a UWGB team that was 4-24 the year before he arrived and, after his first squad went 5-23, guided the Phoenix to a 15-14 mark in 1986-87. It was just three more years before Bennett and the Phoenix jumped into the national picture with a 24-8 mark in 1989-90. Bennett was named 1990 Mid-



### THE BENNETT RECORD

YEAR	SCHOOL	W	L	PCT.	POSTSEASON PLAY
1976-77	Wisconsin-Stevens Point	9	17	.346	
1977-78	Wisconsin-Stevens Point	12	14	.462	
1978-79	Wisconsin-Stevens Point	14	12	.538	
1979-80	Wisconsin-Stevens Point	18	10	.643	
1980-81	Wisconsin-Stevens Point	19	8	.704	
1981-82	Wisconsin-Stevens Point	22	6	.786	
1982-83	Wisconsin-Stevens Point	26	4	.867	NAIA Tournament Participant
1983-84	Wisconsin-Stevens Point	28	4	.875	NAIA Tournament Runner-up
1984-85	Wisconsin-Stevens Point	25	5	.833	NAIA Tournament Participant
<b>9-year UW-Stevens Point Record</b>		<b>173</b>	<b>80</b>	<b>.684</b>	
1985-86	Wisconsin-Green Bay	5	23	.179	
1986-87	Wisconsin-Green Bay	15	14	.517	
1987-88	Wisconsin-Green Bay	18	9	.667	
1988-89	Wisconsin-Green Bay	14	14	.500	
1989-90	Wisconsin-Green Bay	24	8	.750	NIT (2nd Round)
1990-91	Wisconsin-Green Bay	24	7	.774	NCAA Tournament (1st Round)
1991-92	Wisconsin-Green Bay	25	5	.833	NIT (1st Round)
1992-93	Wisconsin-Green Bay	13	14	.481	
1993-94	Wisconsin-Green Bay	27	7	.794	NCAA Tournament (2nd Round)
1994-95	Wisconsin-Green Bay	22	8	.733	NCAA Tournament (1st Round)
<b>10-year UW-Green Bay Record</b>		<b>187</b>	<b>109</b>	<b>.632</b>	
1995-96	Wisconsin	17	15	.531	NIT (2nd Round)
1996-97	Wisconsin	18	10	.643	NCAA Tournament (1st Round)
<b>2-year Wisconsin Record</b>		<b>35</b>	<b>25</b>	<b>.583</b>	
11-year High School Record (1965-76)		168	60	.737	
21-year Collegiate Record		395	214	.649	
32-year Head Coaching Record		563	274	.673	

## DICK BENNETT (CONT.)

Continent Conference Coach of the Year and took the Phoenix to the second round of the National Invitation Tournament.

The 1990-91 campaign was an historic one for Bennett and the Phoenix. Led by Bennett's son, Tony, UW-Green Bay rolled to a 24-7 overall record and appeared in the school's first NCAA tournament, losing 60-58 in the first round against Michigan State. The Phoenix improved to 25-5 in 1991-92 and won their first regular-season conference title before falling in the first round of the NIT. Bennett was named Mid-Continent Conference and Kodak/NABC District 11 Coach of the Year in 1992.

Following a rebuilding campaign at UWGB in 1992-93, Bennett guided the Phoenix to back-to-back NCAA tournament appearances in his final two seasons. The 1993-94 squad was 27-7, won another conference title and shocked the college basketball world with a first-round NCAA tournament win over a 16th-

ranked California squad that featured Jason Kidd and Lamond Murray. Bennett was tabbed Kodak/NABC District 11 Coach of the Year and *Basketball Times* Midwest Coach of the Year in 1994. Bennett's Phoenix were 22-8 in 1994-95 and dropped a 49-48 decision to Big Ten champion Purdue in the first round of the '95 NCAA tournament.

### OFF TO COLLEGE

Bennett's first collegiate head coaching position was at UW-Stevens Point in 1976-77. After Bennett's initial season at Stevens Point, the program's winning percentage increased each year for the next seven seasons. The only decrease in winning percentage came in Bennett's final season when the Pointers followed a 28-4 (.875) record with a 25-5 (.833) mark.

Bennett coached UW-Stevens Point to a 173-80 record in nine seasons. His last three Pointer squads, which featured guards Terry Porter

"Dick Bennett is a tremendous basketball coach who truly loves teaching the game to his players. He is a class person and a credit to college basketball."

**Pete Gillen**  
Head Coach  
Providence

"All he wanted you to be was the best you can be. I respect him more as a person and for what he tried to teach me about being a man than I do for what he taught me about basketball. If your best wasn't getting A's, then get B's and C's. Maximize your talent, no matter what it is. That's something, no matter what the situation, you can take with you. I'll take it to my grave."

**Terry Porter**  
Former Bennett player  
and currently of the  
Minnesota Timberwolves

## BENNETT RANKS AMONG NATION'S BEST

Wisconsin head coach Dick Bennett has proven year-in and year-out that he is one of America's top college basketball coaches. And his peers have confirmed it. The *Seattle Post-Intelligencer* conducted a survey of 113 college basketball coaches at the 1995 Final Four and Bennett's name appeared in three categories in which coaches were asked to rate their peers. Below are the listings in which Bennett was named.

"Name the head coach who regularly does the best job under the most difficult circumstances."

1. John Chaney, Temple
2. **DICK BENNETT**
3. Pete Carril (then of Princeton)
4. Pete Gillen, Providence  
Perry Clark, Tulane
6. Charlie Spoonhour, St. Louis  
Fran Dunphy, Penn
8. Rudy Keeling, Maine  
Don Haskins, Texas-El Paso  
Mike Montgomery, Stanford  
Dan Fitzgerald (then of Gonzaga)  
Fang Mitchell, Coppin State

"Among Division I head coaches, who is best at strategizing the game?"


1. Bob Knight, Indiana
2. Dean Smith, North Carolina
3. Mike Krzyzewski, Duke
4. **DICK BENNETT**
5. Roy Williams, Kansas
6. John Chaney, Temple
7. Rick Pitino (then of Kentucky)
8. Eddie Sutton, Oklahoma State  
Pete Carril (then of Princeton)

"Whom would you like to see as coach of the 1996 U.S. Olympic men's basketball team?"

1. Mike Krzyzewski, Duke
2. Pat Riley (then of N.Y. Knicks)
3. Roy Williams, Kansas
4. Bob Knight, Indiana
5. Rick Pitino (then of Kentucky)
6. Lenny Wilkins, Atlanta Hawks
7. Nolan Richardson, Arkansas  
Larry Brown (then of Indiana Pacers)
9. **DICK BENNETT**
10. Lute Olson, Arizona  
Gary Williams, Maryland  
John Chaney, Temple  
Dean Smith, North Carolina



## DICK BENNETT (CONT.)



David Sliker

(now of the NBA's Minnesota Timberwolves) and Brad Soderberg (now one of Bennett's assistant coaches at Wisconsin) were a combined 79-13 and made three straight appearances in the NAIA tournament. Bennett was named NAIA Coach of the Year after leading his 1983-84 UW-Stevens Point squad to a 28-4 record and second-place finish in the national tournament. Bennett was named Wisconsin State University Conference (WSUC) Coach of the Year in 1982 and 1985, as well as NAIA District 14 and NAIA Area IV Coach of the Year in 1985.

### THE JOURNEY BEGAN IN WEST BEND

Dick Bennett's road to Madison began 32 years ago when he coached the 1965-66 freshman squad at West Bend (Wis.) High to a 9-3 mark. He spent 11 seasons coaching Wisconsin high school

teams to a combined 168-60 record from 1965-76. In his last year on the prep level, Bennett's Eau Claire Memorial unit recorded a 22-3 mark en route to second place in the state tourney.

### ALL IN THE FAMILY

Bennett was born in Pittsburgh on April 20, 1943. His family settled in Clintonville, Wis., in 1955 and he attended Ripon College, where he earned a bachelor's degree in physical education in 1965. During his years at Ripon, Bennett played four years each of basketball (guard), football (halfback, returner) and baseball (third baseman). He holds a master's degree in education (emphasis in professional development) from UW-Stevens Point.

Bennett and his wife, Anne, are the parents of three grown children. Kathi, a former all-state basketball player who guided UW-Oshkosh to

### BENNETT'S PROS

Former Wisconsin center Paul Grant is the latest player to reap the benefits of Dick Bennett's abilities as a teacher of the game of basketball. Grant, whose name was absent from lists of projected NBA draftees prior to the '96-97 season, improved so much under Bennett that he became the 21st player selected (Minnesota) overall in the 1997 NBA Draft.

Grant, however, is just one of several players to have blossomed under Bennett's tutelage. Here are the others:

PLAYER	COLLEGE	PRO CAREER
Terry Porter	UW-Stevens Point	NBA all-star and 12-year veteran after being a 1st-round (24th overall) draft choice of Portland in '85
Tony Bennett	UW-Green Bay	Drafted in 2nd round (35th overall) in '92 and played three years for Charlotte
Logan VanderVelden	UW-Green Bay	Free agent who played for Los Angeles Clippers
Jeff Nordgaard	UW-Green Bay	Drafted in 2nd round (53rd overall) by Milwaukee in '96; currently on Bucks' roster
Paul Grant	Wisconsin	1st-round draft choice (21st overall) of Minnesota in '97

the 1996 NCAA Division III women's basketball title, is the women's head basketball coach at Evansville (Dick and Kathi currently form one of only two father-daughter head basketball coaching tandems at the NCAA Division I level; Minnesota's Clem Haskins and his daughter, Clemette, at Dayton, form the other); Amy, who completed her undergraduate and graduate studies at UW-Stevens Point, is a speech therapist in Green Bay; and Tony, who played for his father from 1988-92 and is UW-Green Bay's all-time leading scorer, currently plays professionally in New Zealand.

Dick's brother, Jack, is head men's basketball coach at UW-Stevens Point (the same position Dick held to begin his collegiate coaching career).

## DICK BENNETT (CONT.)

### The Bennett File

#### PERSONAL

Born April 20, 1943, in Pittsburgh

#### FAMILY

Wife: Anne; children: Kathi, Amy and Tony

#### EDUCATION

Bachelor's degree in physical education from Ripon College, 1965; master's degree in education, UW-Stevens Point

#### COLLEGIATE COACHING EXPERIENCE

Head coach, Wisconsin-Stevens Point, 1976-85

Head coach, Wisconsin-Green Bay, 1985-95

Head coach, Wisconsin, 1995-present

#### COLLEGIATE COACHING RECORD

Wisconsin-Stevens Point: 173-80 (.684)

Wisconsin-Green Bay: 187-109 (.632)

Wisconsin: 35-25 (.583)

21-year career: 395-214 (.649)

#### HONORS AND ACHIEVEMENTS

1982 WSUC Coach of the Year

1984 NAIA Coach of the Year

1985 WSUC Coach of the Year

1985 NAIA Area IV Coach of the Year

1990 Mid-Continent Coach of the Year

1992 Mid-Continent Coach of the Year

1992 NABC District 11 Coach of the Year

1994 NABC District 11 Coach of the Year

1994 *Basketball Times* Midwest Coach of the Year

"Coach Bennett's experience and knowledge of the game put me at ease and allowed me to just concentrate on playing basketball. Much of what he taught me about basketball also applies to life off the court. Those lessons will help me overcome obstacles later in life. He rejuvenated my love for the game. His passion for basketball is contagious."

Former Badger **Paul Grant**, currently of the Minnesota Timberwolves

"Bennett does something much better than teach a style of play. He develops players physically and, even more important, teaches them how to play the game. In the long run, that is a more valuable lesson than learning how to fill a lane on the fast break."

Tom Oates, *Wisconsin State Journal*

### BENNETT VS. DIVISION I FOES

Air Force .....	0-1	Michigan .....	2-1
Akron .....	4-3	Michigan State .....	2-3
Austin Peay .....	2-0	Minnesota .....	2-2
Ball State .....	1-0	Mississippi Valley .....	1-0
Bethune-Cookman .....	1-0	Missouri-Kansas City .....	2-0
Boise State .....	2-1	Morgan State .....	1-0
Bowling Green .....	2-0	Nebraska .....	0-4
Brown .....	1-0	North Carolina-Wilm. ....	1-0
Butler .....	3-1	North Carolina State .....	1-0
California .....	1-0	Northeastern Illinois .....	1-0
Canisius .....	1-0	Northern Illinois .....	15-2
Central Michigan .....	4-1	Northern Iowa .....	12-2
Chicago State .....	7-4	Northwestern .....	3-4
Clemson .....	0-1	Ohio State .....	1-2
Cleveland State .....	12-8	Oregon .....	1-1
Colorado .....	2-1	Penn State .....	2-2
Colorado State .....	2-2	Providence .....	0-2
Creighton .....	1-0	Purdue .....	2-4
DePaul .....	1-0	St. Bonaventure .....	1-1
Detroit .....	4-0	St. Louis .....	0-1
East Carolina .....	1-0	San Francisco State .....	1-0
Eastern Illinois .....	14-7	Southeast Missouri .....	1-1
Eastern Washington .....	2-1	Southwest Missouri .....	0-12
Evansville .....	0-3	Southern Illinois .....	1-1
Florida State .....	0-1	Southern Utah .....	1-0
Gonzaga .....	0-1	Stephen F. Austin .....	1-0
Howard .....	0-1	Syracuse .....	0-1
Idaho State .....	0-1	Temple .....	2-0
Illinois .....	3-2	Texas .....	0-1
Illinois-Chicago .....	12-10	Texas Southern .....	2-0
Illinois State .....	3-3	Toledo .....	2-0
Indiana .....	1-3	UCLA .....	0-1
Indiana State .....	1-0	Valparaiso .....	15-6
Iowa .....	2-2	Villanova .....	0-1
Iowa State .....	0-1	Wake Forest .....	0-1
LaSalle .....	2-0	Western Illinois .....	17-4
Loyola (Ill.) .....	2-0	Wisconsin .....	0-3
Loyola-Marymount .....	0-2	UW-Milwaukee .....	5-3
Manhattan .....	1-1	Wright State .....	7-4
Marquette .....	3-3	Xavier .....	0-1
Memphis .....	1-0	Youngstown State .....	4-0
Miami (Fla.) .....	1-1		

### BENNETT IN THE POSTSEASON

#### NCAA TOURNAMENT


California .....	1-0
Michigan State .....	0-1
Purdue .....	0-1
Syracuse .....	0-1
Texas .....	0-1

#### NIT

Illinois State .....	0-1
Manhattan .....	1-1
St. Louis .....	0-1
Southern Illinois .....	1-0



## DICK BENNETT (CONT.)



Dick Bennett is joined by two of his former players, who went on to careers in the NBA. Terry Porter, who was an all-star with the Portland Trail Blazers and is now with the Minnesota Timberwolves, starred at Wisconsin-Stevens Point, while Bennett's son, Tony, played three seasons with the Charlotte Hornets.

"He helped me get to a level that I don't think I could have reached playing for anyone else. He has a special gift for being able to draw every ounce of potential out of his players. That is his greatest strength as a coach."

**Tony Bennett**  
Dick's son and former  
Charlotte Hornet

"Coach Bennett is one of the finest basketball coaches and finest people I have ever known. His teams are always sound, they play hard and within the spirit of competition and he gets the maximum out of each of his players. I've had the opportunity to get to know Dick and his family and have enjoyed our relationship."

**Coach Charlie Spoonhour**  
St. Louis University

### The Family Tree

The sports world is full of them. Brother combinations. Father-son combinations. Even, in a few instances, father-daughter combinations. But rare is the family that boasts all three in the same sport. Dick Bennett's is one such family.

Below are the members of the Bennett family currently making a living in the game of basketball.

**DICK BENNETT:** Head coach, Wisconsin.

**KATHI BENNETT:** Dick's oldest daughter ... head women's coach at Evansville ... Kathi and her father form one of only two father-daughter head coaching combinations presently at the NCAA Division I level ... she coached the UW-Oshkosh women to the NCAA Division III title in 1996.

**TONY BENNETT:** Dick's son ... plays professionally in New Zealand ... played for three years with the NBA's Charlotte Hornets.

**JACK BENNETT:** Dick's older brother ... head men's coach at Wisconsin-Stevens Point (the same position Dick held to start his collegiate coaching career).

### A TALENT FOR TURNAROUNDS

During his 21-year collegiate coaching career, Dick Bennett has displayed a remarkable ability for reversing the fortunes of struggling basketball programs. The turnaround performances below speak for themselves.

#### UW-STEVENS POINT

1974-75 .....	6-20
1975-76 .....	10-16
1976-77 (Under Bennett) .....	9-17
1977-78 (Under Bennett) .....	12-14
1978-79 (Under Bennett) .....	14-12
1979-80 (Under Bennett) .....	18-10
1980-81 (Under Bennett) .....	19-8

#### UW-GREEN BAY

1983-84 .....	9-19
1984-85 .....	4-24
1985-86 (Under Bennett) .....	5-23
1986-87 (Under Bennett) .....	15-14
1987-88 (Under Bennett) .....	18-9
1988-89 (Under Bennett) .....	14-14
1989-90 (Under Bennett) .....	24-8

#### WISCONSIN

1992-93 .....	14-14
1993-94 .....	18-11
1994-95 .....	13-14
1995-96 (Under Bennett) .....	17-15
1996-97 (Under Bennett) .....	18-10

# BRAD SODERBERG



Brad Soderberg, a guard with Dick Bennett's strongest UW-Stevens Point teams in the mid-1980s, begins his third season as an assistant to his college coach.

Soderberg, who was hired in April of 1995 after two seasons as head coach at South Dakota State, is responsible for recruiting and monitoring the academic progress of the Badgers, in addition to coaching duties.

The 35-year-old Soderberg guided the Jackrabbits to a 36-18 (.667) record from 1993-95, including a 21-15 mark in the highly regarded NCAA Division II North Central Conference.


Soderberg served as head coach at Loras College in Dubuque, Iowa, from 1988-93 and led the Duhawks to a 79-45 (.637) record during his five-year stint. Loras was runner-up in the 1992 National Catholic Basketball Tournament and Soderberg was named tournament Coach of the Year. Soderberg served as assistant coach at Loras during the 1987-88 season before becoming head coach.

Before arriving at Loras, Soderberg was an assistant coach at UW-Stevens Point (1984-85), graduate assistant at Colorado State (1985-86) and assistant coach at Fort Hays State (1986-87).

Soderberg is a 1985 graduate of UW-Stevens Point, where he was a guard and team captain for Bennett's 1984 NAIA national runner-up, a team that included Terry Porter, now with the NBA's Minnesota Timberwolves. Soderberg and Porter started all 32 games in the Pointers' backcourt in '83-84 and Soderberg was a first-team all-conference and all-NAIA District 14 selection. He earned the "Hustle Award" at the '84 NAIA Tournament. Soderberg shot 56 percent from the field and 83 percent from the free throw line in his last two years at UW-Stevens Point.

A native of Stevens Point, Wis., Soderberg attended Pacelli High, where his father recently retired as head basketball coach. He has a bachelor's degree in physical education from UW-Stevens Point and a master's in physical education from Colorado State (1986).

Soderberg and his wife, Linda, have two sons, Kramer and Davis, and a daughter, Daley. Brad's sister, Megan, is a manager with the Wisconsin basketball team.



David Shikar

## SODERBERG AT A GLANCE

### Personal:

Born May 10, 1962, in Wausau, Wis.

### Family:

Wife, Linda; sons, Kramer and Davis; daughter, Daley

### Education:

B.S., Physical Education, UW-Stevens Point, 1985; M.S., Physical Education, Colorado State, 1986

**Coaching Experience:** Assistant Coach, Wisconsin (1995-present); Head Coach, South Dakota State (1993-95); Head Coach, Loras College (1988-93); Assistant Coach, Loras College (1987-88); Assistant Coach, Ft. Hays State (1986-87); Grad. Assistant Coach, Colorado State (1985-86); Assistant Coach, UW-Stevens Point (1984-85)

**Playing Experience:** Ripon (1980-82); UW-Stevens Point (1982-84)



# SHAWN HOOD



Though just 32 years old, assistant coach Shawn Hood brings a wealth of knowledge to the Badger basketball program as he begins his fourth season at Wisconsin and his 10th as an assistant on the collegiate scene.

Hood who joined the Badger staff in August of 1994 after six years as an assistant coach at Cleveland State, has duties in recruiting and game scheduling, in addition to his coaching responsibilities.


Hood, who served as CSU's senior assistant in his last season, worked with the Vikings' guards during his tenure as an assistant coach and also had responsibilities for scheduling, recruiting, scouting and summer camps. He was responsible for the recruitment of Nike all-Americans Craig Caldwell and Reggie Welch and national top 50 player Jamal Jackson.

Hood was a four-year letterwinner at Cleveland State (1983-87), serving as the Vikings' captain his last two seasons. As a junior in 1985-86, he was a backup point guard on the CSU squad that finished 29-4 and earned the school's first NCAA Tournament bid. CSU posted an 83-79 victory over favored Indiana in the first round, then downed St. Joseph's 75-69 to advance to the "Sweet 16," where they lost 71-70 to David Robinson's Navy squad. Hood started on the 1987 CSU team that went 25-8 and advanced to the second round of the NIT.

Hood, who graduated with a degree in social services in 1988, ranks among the career top 10 in steals, assists and games played at CSU. He scored 529 points during his career.

As a prep at Don Bosco High in Boston, Hood led his team to a pair of state titles and became the first junior in school history to score 1,000 points.

Shawn and his wife, Kim, are the parents of a daughter, Brittany, and a son, Brian.



David Shukla

## HOOD AT A GLANCE

**Personal:**

Born March 13, 1965, in Boston, Mass.

**Family:**

Wife, Kim; daughter, Brittany, and son, Brian


**Education:**

B.A., Social Services, Cleveland State, 1988

**Coaching Experience:** Assistant Coach, Wisconsin (1994-present); Assistant Coach, Cleveland State (1988-94)

**Playing Experience:** Cleveland State (1983-87)

# BRIAN HECKER



Brian Hecker is now in his sixth season with the Wisconsin basketball program and his fourth as an assistant coach.

In addition to his coaching duties, Hecker directs the Badgers' summer camps and coaching clinics, handles the scouting of Badger opponents and coordinates underclass recruiting. He is also in charge of the team's video operations, as well as the Little Badgers.

Hecker served as the Badgers' administrative assistant his first two years at Wisconsin. He was responsible for coordinating all off-the-court activities for Coach Stu Jackson and the UW basketball program. He coordinated official recruiting visits, team travel, the basketball budget and video operation and co-directed Wisconsin's summer camps and coaching clinics.

Prior to his appointment at Wisconsin, he was a high school basketball coach at Nicolet High School in Milwaukee.

A native of Milwaukee, the 29-year-old Hecker earned a bachelor's degree in sports marketing/management from Indiana University in 1990. He is a member of the National Association of Basketball Coaches. Hecker is engaged to be married to Kari Arduser in May of 1998.



David Shilka

## HECKER AT A GLANCE

**Personal:**

Born June 9, 1968, in Milwaukee, Wis.

**Family:**

Single

**Education:**

B.A., Sports Marketing/Management, Indiana, 1990

**Coaching Experience:** Assistant Coach, Wisconsin (1994-present); Administrative Assistant, Wisconsin (1992-94); Assistant Basketball Coach, Nicolet High School (1990-91)



# PAUL COSTANZO



Now in his third season as administrative assistant for the Badger basketball program is Paul Costanzo, who came to the UW in May of 1995 after serving as associate head basketball coach at UW-River Falls since 1988.

Costanzo, a native of Scranton, Pa., coordinates travel, the Badgers' budget, day-to-day scheduling and on-campus recruiting. He also serves as


co-director of the Badger basketball summer camps and is executive director of the Badger Basketball Booster Club.

Costanzo also served as head baseball coach at UW-River Falls from 1990-92. Prior to arriving at UW-River Falls, he was an assistant basketball coach and baseball coach at Verona High School (1985-88) and Madison Memorial High School (1984-85).

A member of the National Association of Basketball Coaches and the Wisconsin Basketball Coaches Association, he has developed and marketed a computer software package designed to assist in the basketball recruiting process.

Costanzo majored in physics and chemistry at UW-Madison and UW-River Falls. He also is working on a master of arts in teaching with an emphasis in physics.

He and his wife, Heidi, live in Madison with their daughter, Vanessa, and son, Michael. Paul's cousin, Bill Ferrario, is an offensive lineman with the Badger football team.



David Shukla

## COSTANZO AT A GLANCE

**Personal:**

Born March 15, 1960, in Scranton, Pa.

**Family:**


Wife, Heidi; daughter, Vanessa, and son, Michael

**Education:**

B.S., Physics and Chemistry, UW-River Falls, 1995

**Coaching Experience:** Administrative Assistant, Wisconsin (1995-present); Associate Head Basketball Coach, UW-River Falls (1993-95); Assistant Basketball Coach, UW-River Falls (1988-93); Head Baseball Coach, UW-River Falls (1990-92); Assistant Basketball Coach and Baseball Coach, Verona High School (1985-88); Assistant Basketball Coach, Madison Memorial High School (1984-85)

# SUPPORT STAFF



SCOTT HETTENBACH


Scott Hettenbach is in his second full season as strength and conditioning coach for the Badger basketball team and his fourth year overall at Wisconsin.

A member of the National Strength and Conditioning Association, he also works with the Wisconsin football team as a strength and conditioning coach.

Prior to coming to UW-Madison, Hettenbach coached four sports at Brookfield (Wis.) Central High School. Under his direction, the boys track squad won three conference titles.

Hettenbach graduated from UW-LaCrosse in 1987 with a bachelor's degree in business management and a minor in health. He was a hurdler with the UW-LaCrosse track team for three seasons.

Hettenbach resides in Madison with his wife, JoDeen, and son, Scott, 11. The couple is expecting their second child in December.



ANDY WINTERSTEIN

The health and well-being of the UW basketball team is entrusted to Andy Winterstein, PhD., ATC. Andy is in his 12th year with the UW sports medicine staff as an athletic trainer.

Winterstein, 35, also holds an academic appointment as an assistant faculty associate in the Department of Kinesiology. He teaches courses in the undergraduate athletic training program, supervises the academic progress of the graduate assistant athletic trainers, coordinates fundraising efforts for the sports medicine program, and also provides care for the UW tennis programs.


A certified member of the National Athletic Trainers Association (NATA), the American College of Sports Medicine and the Wisconsin Athletic Trainers Association, Winterstein spent four seasons in the Houston Astros' organization as a minor league athletic trainer. He served as the athletic trainer for the 1991 Big Ten basketball all-star team that played in Scandinavia.

The Phoenix, Ariz., native earned a B.S. in secondary education/biological sciences from Arizona in 1984 and an M.S. in physical education with an emphasis in applied physiology and athletic training from Oregon in 1986. He finished his doctorate in educational administration at Wisconsin in 1994. Winterstein is active in many professional activities. He currently serves on the NATA Education Council Entry-Level Education Committee, serves as a guest reviewer for the *Journal of Athletic Training*, and recently presented a clinical case presentation at the NATA annual meeting.

Andy lives in Madison with his wife, Barb, who is a secretary in the Badger basketball office. He enjoys fly fishing, fly tying, reading and writing.




SUPPORT STAFF (CONT.)




Tom Barth  
Manager




Sally Huegel  
Basketball Secretary



Adam Jackson  
Manager



George Platt  
Video




Roger Schuster  
Field House Manager




Barb Winterstein  
Basketball Secretary



Amy Zastoupil  
Manager



Alan Zussman  
Academic Affairs




1997-98 Basketball Managers (left to right): Amy Zastoupil, Tom Rhodes, Tom Barth, Adam Jackson, Tim Stauffacher, Craig Jennings, Courtney Quaye, Mike Jossie and Megan Soderberg.

MOSEZELL PETERSON

Former Badger swingman Mosezell Peterson, whose Wisconsin basketball career was cut short by a knee injury he sustained in an NIT game against Manhattan in 1996, will serve as a student assistant coach for the 1997-98 season.

Peterson, a native of Louisville, Ky., played in 48 games (21 starts) during his Wisconsin career (1994-96). He averaged 8.6 points and 2.8 rebounds, while shooting 41 percent from the field and 73 percent from the free throw line.




# DAVID WARD

David Ward was named chancellor of the University of Wisconsin-Madison in June 1993, becoming the 25th individual to serve as the university's chief executive. Ward had served as interim chancellor since January 1993.

For the past eight years, Ward has provided strong leadership for efforts to improve the quality of undergraduate education. Changes inspired by Ward include: enhanced student advising, particularly for freshmen and sophomores; expanded course access; a core curriculum; and increased opportunities for undergraduates to conduct research.

The next step, says Ward, is to redefine undergraduate education, not simply through improvements of existing programs and processes, but by developing new ways for learning to occur on college campuses. To that end, he recently published a comprehensive strategic planning document, outlining priorities for the next decade as the university works toward balancing its teaching, research and outreach missions. One way the UW-Madison can unify its activities, Ward says, is by emphasizing learning as a central goal.

This development of campus



David Ward, Chancellor,  
UW-Madison

learning communities recently was echoed by the Kellogg Commission on the Future of State and Land-Grant Universities. In its first report, this 25-member group of university chief executives, on which Ward serves, called on public institutions to become "genuine learning communities" that are student-centered, support and inspire learners of all kinds, and sustain a healthy learning environment.

During his tenure, Ward has given


new expression to The Wisconsin Idea, the venerable philosophical framework for the university's public service role. The Wisconsin Idea is embodied by a vast array of partnerships between the university and both the public and private sectors, says Ward, from economic development activity and sharing of faculty expertise, to educational collaborations with K-12 schools.

"The university's commitment to the citizens of Wisconsin is stronger than ever as we approach the 21st century," says Ward, who looks forward to marking the university's sesquicentennial in '98-99.

Ward was born in Manchester, England, and received bachelor's and master's degrees from the University of Leeds. He earned a Fulbright Travel award to the United States in 1960 and received a doctorate from UW-Madison in '63.

Ward served as chair of the geography department from 1974 to 1977 and as associate dean of the Graduate School from 1980 to 1987. He became vice chancellor for academic affairs at UW-Madison in 1989, and in 1991, he was also named provost, chief deputy to the chancellor. His UW-Madison faculty career spans more than 30 years, and he holds the Andrew Hill Clark Professorship of Geography.

As a scholar, Ward is a recognized authority in historical urban geography and has pioneered research on English and American cities during their rapid growth of the 19th and early 20th centuries. He is a past president of the Association of American Geographers. He has authored two books, edited two books and contributed many articles in leading academic journals. In recognition of his postdoctoral research, Ward was awarded the degree of Litt.D. by his undergraduate alma mater.





# PAT RICHTER

Director of Athletics Pat Richter, the former Badger all-America gridiron star, three-sport letterman and successful business executive, is the man in charge of one of the NCAA's most thriving athletic departments.

During a time of budget tightening, presidential reform and gender equity concerns, the dean of Big Ten Athletic Directors has built a model intercollegiate program.

As Director of Athletics, he is responsible for 21 sports, nearly 700 student-athletes and more than 160 employees. Consider that during his administration, he ...



- inherited a division that was \$2.1 million in debt in 1990 and eliminated the red ink on the ledgers in less than four years.

- watched the football, basketball and hockey squads set season attendance marks during his administration. Football attendance has placed in the top 10 nationally the last four years.

- oversaw plans for significant facility improvements, most notably the construction of the \$76.4 million Kohl Center. That state-of-the-art facility will open in January of 1998.

On the field of play, the Badgers have been highly successful during Richter's administration. The football squad has enjoyed unparalleled success during the Barry Alvarez era. Both the men's and women's basketball clubs, under the direction of Dick Bennett and Jane Albright-Dieterle, have made post-season play the standard instead of the exception.

The varsity sports teams have continued the long-standing excellence that Badger fans have come to expect. Wisconsin has ranked among the nation's top all-sports programs in the Sears' Director's Cup in all four years of its existence. The Badgers have claimed three — hockey (1989-90), men's soccer (1995) and men's crew (1997) — national titles during Richter's tenure.



Pat Richter, who was a Wisconsin basketball letterman in the early 1960s, is the dean of Big Ten athletic directors.

Perhaps Richter's most satisfying season as Director was the 1993-94 campaign when his alma mater won the Rose Bowl and qualified for its first NCAA men's basketball tourney in 47 seasons.

As a player, he earned all-America (1961-62) and academic all-America (1962) honors as an end. He led Wisconsin to the 1963 Rose Bowl and set a game-record with 11 receptions.

In the first ever college football game between No. 1 and No. 2 ranked teams, Richter and his Badger teammates dropped a 42-37 decision to USC in Pasadena.

Richter led the Big Ten in receiving twice and is still the third-leading receiver in school history. As a senior, Richter won Wisconsin's 1963 Big Ten Medal of Honor.

Richter was recognized for his gridiron exploits last year with his induction into the National Football Foundation College Hall of Fame.

He also earned all-league honors in baseball and led UW in hits, homers and RBI three times. The 6-foot-5 center received his scholarship for basketball.


After earning his B.S. degree from the UW in landscape architecture (1964), Pat was a first-round draft pick of the Washington Redskins. He played from 1963-71.

Upon retirement from the NFL, he returned to Wisconsin to earn his law degree (1971). After working at a Madison law firm, he climbed his way to vice president of personnel at Oscar Mayer.

Richter was honored with an NCAA Silver Anniversary Award for post-college achievements in 1988. He is a member of the Wisconsin State Athletic and Madison Sports Halls of Fame, the NFL Player and Alumni Associations and the American Bar Association. Pat was enshrined in the Athletic Department and Rose Bowl Halls of Fame in '91 and '94, respectively. In 1995, he became the second Badger to gain induction into the GTE Academic All-America Hall of Fame.

Pat and his wife, Renee, have four children: Scott, Brad, Barry and Tim.

# ATHLETIC ADMINISTRATION



AL FISH

Al Fish, Administrative Officer at the Athletic Department since 1989, oversees several internal units in the Division and serves as a liaison to campus and state governments and the Athletic Board.

He oversees facility planning, event management, personnel, sports medicine, strength and conditioning, technical and equipment services and University Ridge golf course.

Fish, who came to the Department after three years (1987-89) as the Director of Policy and Budget for the DHSS, is coordinating the construction of the \$76.4 million Kohl Center. Future projects now being planned include the Goodman softball complex, new and expanded crew facilities and Camp Randall Stadium turf and seating renovations.

He worked previously as a liaison for Gov. Tony Earl to the State Assembly, a budget analyst for the State Budget Office and a program evaluator for the Legislative Audit Bureau.

The 1973 graduate of Luther College is married to Susan Goodwin. They have three children: Cassie, Molly and Nick.



CHERYL MARRA

Cheryl Marra is in her eighth year as an Associate AD / Sports Administrator at Wisconsin in charge of volleyball, basketball, soccer, tennis, swimming and golf.


She is the Badgers' primary women's athletic administrator to the Big Ten and NCAA.

Marra came to Wisconsin after serving as the women's athletic director at Denison University from 1983-90. She was an assistant professor (seven years) for physical education as well as head soccer (11 years) and track (nine) coach at Denison.

Marra serves on the NCAA subcommittee for post-graduate scholarships. She also chaired the NCAA women's soccer committee, and the NCAA committee on women's athletics.

A 1977 graduate of Slippery Rock State, Marra received her M.A. from Ohio State in 1983.

Marra and her husband, Jerry, have three children: Kelly, Kenny and Peter.




MIKE MOSS

Mike Moss is in his second year at the UW-Madison as an Associate Athletic Director / Sports Administrator. He is responsible for overseeing the Badger football, hockey, track, cross country, rowing, softball and wrestling programs. He also oversees the academic affairs office and chairs the department's wellness program for student-athletes.

Moss came to the UW after serving as Director of Sports Operations for the Atlanta Committee of the Olympic Games. He was the chief administrator for archery, boxing, cycling, equestrian, modern pentathlon and tennis.

Prior to that stint with the Olympic organizing committee, Moss was an associate athletic director at California. He was in charge of the business office operation for the Bears until 1986 when he was named associate AD for student services.

Moss, a 1961 graduate of Ohio University, received his M.A. from California State Hayward. He is also a retired lieutenant in the U.S. Naval Reserve.



VINCE SWEENEY

Vince Sweeney, in his seventh year at UW-Madison, is now in his third season as an Associate Athletic Director in charge of external relations.

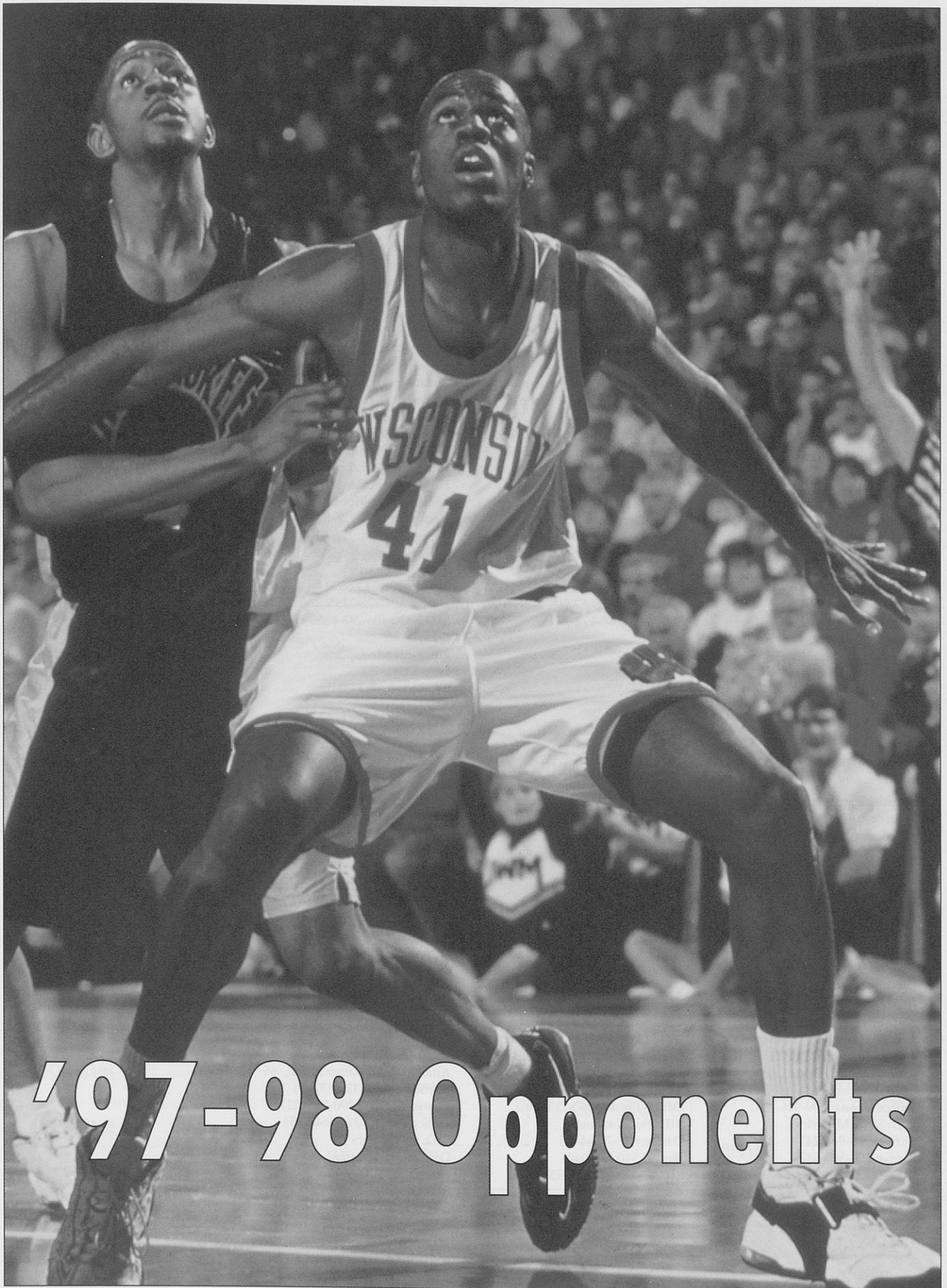
In that role, he oversees marketing, promotions, licensing, sports information, ticketing, special events and fundraising. He was instrumental in selling corporate suites and developing ticket strategies for the Kohl Center, set to open in January of 1998.

Sweeney was named 1994 "Marketer of the Year" by the Madison Chapter of the American Marketing Association. His department won two "Awards of Excellence" from *Athletics Management* magazine in '95.

Prior to joining the UW, Sweeney worked for 13 years in sports journalism, where he earned several awards as a reporter and editor for the Madison Press Connection, *Milwaukee Journal*, *Milwaukee Sentinel*, *Capital Times* and the *Los Angeles Times*.

He and his wife, Sharon, have two daughters, Kelsey and Keara.





# '97-98 Opponents

David Siska

# BIG ISLAND INVITATIONAL

## BUTLER

Location: Indianapolis, Ind.  
 Founded: 1855  
 Enrollment: 3,700  
 Colors: Blue and White  
 Nickname: Bulldogs  
 Conference: Midwestern Coll.  
 Facility: Hinkle Fieldhouse  
 Capacity: 11,043  
 President: Dr. Geoffrey Bannister  
 Athletics Dir.: John Parry  
 1996-97 Record: 23-10  
 Conference Record: 12-4 (1st)  
 Starters Returning/Lost: 4/1  
 Lettermen Ret./Lost: 11/3  
 Head Coach: Barry Collier  
 Alma Mater: Butler, '76  
 Record at BU: 129-103 (8)  
 Career Record: 129-103 (8)  
 Office Phone: 317-940-9377  
 SID: Jim McGrath  
 Office: 317-940-9671  
 Home: 317-842-5940  
 SID FAX: 317-940-9808  
 E-mail:  
 mcgrath@butler.edu  
 Web Site:  
 TBA

## HAWAII-HILO

Location: Hilo, Hawaii  
 Founded: 1947  
 Enrollment: 2,875  
 Colors: Red, White, Blue  
 Nickname: Vulcans  
 Conference: Pacific West  
 Facility: Afook-Chinen Auditorium  
 Capacity: 3,000  
 Chancellor: Dr. Bill Pearman  
 Athletics Dir.: Bill Trumbo  
 1996-97 Record: 11-16  
 Conference Record: 6-6 (T3rd)  
 Starters Returning/Lost: 3/2  
 Lettermen Ret./Lost: 2/2  
 Head Coach: Jim Forkum  
 Alma Mater: Calif. Baptist, '69  
 Record at UHH: 20-35 (2)  
 Career Record: 20-35 (2)  
 Office Phone: 808-974-7701  
 SID: Kelly Leong  
 Office: 808-974-7606  
 Home: 808-935-5729  
 SID FAX: 808-974-7711  
 E-mail:  
 N/A  
 Web Site:  
 N/A

## MONTANA

Location: Missoula, Mont.  
 Founded: 1893  
 Enrollment: 11,700  
 Colors: Copper, Silver, Gold  
 Nickname: Grizzlies  
 Conference: Big Sky  
 Facility: Dahlberg Arena  
 Capacity: 8,950  
 President: Dr. George Dennison  
 Athletics Dir.: Wayne Hogan  
 1996-97 Record: 21-11  
 Conference Record: 11-5 (2nd)  
 Starters Returning/Lost: 2/3  
 Lettermen Ret./Lost: 8/5  
 Head Coach: Blaine Taylor  
 Alma Mater: Montana, '76  
 Record at UM: 126-51 (6)  
 Career Record: 126-51 (6)  
 Office Phone: 406-243-5334  
 SID: Dave Guffey  
 Office: 406-243-6899  
 Home: 406-728-1135  
 SID FAX: 406-243-6859  
 E-mail:  
 guf@umt.edu/sports  
 Web Site:  
 www.umt.edu/sports

## OKLAHOMA

Location: Norman, Okla.  
 Founded: 1890  
 Enrollment: 25,000  
 Colors: Crimson and Cream  
 Nickname: Sooners  
 Conference: Big 12 (South)  
 Facility: Lloyd Noble Center  
 Capacity: 11,100  
 President: David L. Boren  
 Athletics Dir.: Steve Owens  
 1996-97 Record: 19-11  
 Conference Record: 9-7 (3rd-S)  
 Starters Returning/Lost: 4/1  
 Lettermen Ret./Lost: 8/4  
 Head Coach: Kelvin Sampson  
 Alma Mater: Pembroke St., '78  
 Record at OU: 59-33 (3)  
 Career Record: 235-181 (14)  
 Office Phone: 405-325-4732  
 SID: Mike Houck  
 Office: 405-325-8231  
 Home: 405-447-2731  
 SID FAX: 405-325-7623  
 E-mail:  
 mhouck@ou.edu  
 Web Site:  
 www.ou.edu

## PACIFIC

Location: Stockton, Calif.  
 Founded: 1851  
 Enrollment: 6,000  
 Colors: Orange and Black  
 Nickname: Tigers  
 Conference: Big West  
 Facility: Alex G. Spanos Center  
 Capacity: 6,150  
 President: Dr. Donald DeRosa  
 Athletics Dir.: Michael McNeely  
 1996-97 Record: 24-6  
 Conference Record: 12-4 (1st)  
 Starters Returning/Lost: 4/1  
 Lettermen Ret./Lost: 8/6  
 Head Coach: Bob Thomason  
 Alma Mater: Pacific, '71  
 Record at UP: 137-121 (10)  
 Career Record: 264-197 (17)  
 Office Phone: 209-946-2341  
 SID: Mike Millerick  
 Office: 209-946-2479  
 Home: 209-369-6877  
 SID FAX: 209-946-2757  
 E-mail:  
 mmillerick@uop.edu  
 Web Site:  
 TBA

## STANFORD

Location: Stanford, Calif.  
 Founded: 1891  
 Enrollment: 6,556  
 Colors: Cardinal and White  
 Nickname: Cardinal  
 Conference: Pacific 10  
 Facility: Maples Pavilion  
 Capacity: 7,391  
 President: Dr. Gerhard Casper  
 Athletics Dir.: Dr. Ted Leland  
 1996-97 Record: 22-8  
 Conference Record: 12-6 (2nd)  
 Starters Returning/Lost: 4/1  
 Lettermen Ret./Lost: 14/2  
 Head Coach: Mike Montgomery  
 Alma Mater: Long Beach St., '68  
 Record at SU: 204-128 (11)  
 Career Record: 358-205 (19)  
 Office Phone: 650-723-0562  
 SID: Bob Vazquez  
 Office: 650-723-4418  
 Home: 510-791-0441  
 SID FAX: 650-725-2957  
 E-mail:  
 bobbyv@leland.stanford.edu  
 Web Site:  
 www.gostanford.com

## VALPARAISO

Location: Valparaiso, Ind.  
 Founded: 1859  
 Enrollment: 3,524  
 Colors: Brown and Gold  
 Nickname: Crusaders  
 Conference: Mid-Continent  
 Facility: Athletics-Recreation Center  
 Capacity: 4,500  
 President: Dr. Alan Harre  
 Athletics Dir.: Dr. William Steinbrecher  
 1996-97 Record: 24-7  
 Conference Record: 13-3 (1st)  
 Starters Returning/Lost: 3/2  
 Lettermen Ret./Lost: 7/3  
 Head Coach: Homer Drew  
 Alma Mater: William Jewell, '66  
 Record at VU: 121-137 (9)  
 Career Record: 390-259 (21)  
 Office Phone: 219-464-5254  
 SID: Bill Rogers  
 Office: 219-464-5232  
 Home: 219-477-4605  
 SID FAX: 219-464-5762  
 E-mail:  
 wrogers@exodus.valpo.edu  
 Web Site:  
 www.valpo.edu/athletics



## BIG ISLAND INVITATIONAL (CONT.)

Nov. 28-30, 1997  
 Afook-Chinen Civic Auditorium  
 Hilo, Hawaii

OKLAHOMA

Game 3  
 11/28, 5:30 p.m.

BUTLER

Game 6  
 11/29, 2:15 p.m.

WISCONSIN

Game 2  
 11/28, 2:15 p.m.

PACIFIC

3RD PLACE

Game 11  
 11/30, 2 p.m.

Game 12  
 11/30, 4:15 p.m.

TOURNAMENT CHAMPION

VALPARAISO

4TH PLACE

RUNNER-UP

Game 1  
 11/28, Noon

MONTANA

Game 8  
 11/29, 7:45 p.m.

STANFORD

Game 4  
 11/28, 7:45 p.m.

HAWAII-HILO

LOSER, GAME 3

Game 5  
 11/29, Noon

7TH PLACE

LOSER, GAME 1

Game 9  
 11/30, 9 a.m.

Game 10  
 11/30, 11:15 a.m.

CONSOLATION CHAMPION

LOSER, GAME 2

8TH PLACE

6TH PLACE


Game 7  
 11/29, 5:30 p.m.

LOSER, GAME 4


# MARQUETTE

NOV. 14 • AT WISCONSIN

7 p.m. CST • Madison, Wis. • UW Field House (11,500)



Head Coach  
Mike Deane



Senior Guard  
Aaron Hutchins



SID  
Kathleen Hohl

# ILLINOIS STATE

NOV. 18 • AT WISCONSIN

7 p.m. CST • Madison, Wis. • UW Field House (11,500)



Head Coach  
Kevin Stallings



Junior Forward  
Rico Hill



SID  
Kenny Mossman

## General Information

Location: Milwaukee, Wis.  
 Founded: 1881  
 Enrollment: 10,750  
 Colors: Blue and Gold  
 Nickname: Golden Eagles  
 Conference: Conference USA  
 Facility: Bradley Center  
 Capacity: 19,150  
 President: Rev. Robert A. Wild, S.J.  
 Athletics Dir.: Bill Cords  
 1996-97 Record: 22-9  
 Conference Record: 9-5 (5th)  
 Starters Returning/Lost: 2/3  
 Lettermen Returning/Lost: 7/3

## Coaching Staff

Head Coach: Mike Deane  
 Alma Mater: Potsdam St., '74  
 Record at MU: 66-29 (3)  
 Career Record: 256-131 (13)  
 Assistants:  
 Dan Theiss (Plattsburgh St., '81)  
 Bo Ellis (Marquette, '77)  
 Mike Rice (Fordham, '91)  
 Office Phone: 414-288-7130

## Series Information

UW leads 55-48 (MU won last meeting 59-52 on 12/31/96)

## Sports Information

Basketball SID: Kathleen Hohl  
 Office: 414-288-5287  
 Home: 414-427-3091

SID FAX: 414-288-6519  
 E-mail: hohlk@vms.csd.mu.edu  
 Web Site: www.gomarquette.edu

## Top Returnees

Name	Pos.	Ht.	Wt.	Cl.	PPG	RPG	APG
Aaron Hutchins	G	5-10	175	Sr.	13.4	3.1	5.5
Jarrod Lovette	C	6-10	245	Jr.	5.0	5.1	
Richard Shaw	F/C	6-11	230	Sr.	5.5	4.4	

## 1997-98 Schedule

NOVEMBER	JANUARY	
14 at Wisconsin	3 at Louisville	7 at DePaul
21 Notre Dame	7 Alabama-Birm.	12 NC-Charlotte
<b>DECEMBER</b>	11 at Cincinnati	14 Houston
5 First Bank Classic	13 at NC-Charlotte	19 Louisville
6 First Bank Classic	17 Boston College	22 at S. Florida
14 UW-Milwaukee	19 DePaul	25 at St. Louis
21 Dayton	22 Cincinnati	28 Memphis
23 C. Florida	24 St. Louis	League games in italics
28 at Ill.-Chicago	29 at S. Mississippi	
31 St. Peter's	<b>FEBRUARY</b>	
	1 at Tulane	

## General Information

Location: Normal, Ill.  
 Founded: 1857  
 Enrollment: 19,409  
 Colors: Red and White  
 Nickname: Redbirds  
 Conference: Missouri Valley  
 Facility: Redbird Arena  
 Capacity: 10,200  
 President: Dr. David A. Strand  
 Athletics Dir.: Rick Greenspan  
 1996-97 Record: 24-6  
 Conference Record: 14-4 (1st)  
 Starters Returning/Lost: 5/0  
 Lettermen Returning/Lost: 14/0

## Coaching Staff

Head Coach: Kevin Stallings  
 Alma Mater: Purdue, '82  
 Record at ISU: 82-42 (4)  
 Career Record: Same  
 Assistants:  
 Chad Altadonna (Illinois St., '96)  
 King Rice (N. Carolina, '92)  
 Tom Richardson (St. Xavier, '77)  
 Office Phone: 309-438-8681

## Series Information

ISU leads 1-0 (ISU won last meeting (NIT) 77-62 on 3/18/96)

## Sports Information

Basketball SID: Kenny Mossman  
 Office: 309-438-3805  
 Home: 309-888-4023

SID FAX: 309-438-5634  
 E-mail: kmossm@acadcomp.cmp.ilstu.edu  
 Web Site: www.infosys.ilstu.edu/Redbirds

## Top Returnees

Name	Pos.	Ht.	Wt.	Cl.	PPG	RPG	APG
Rico Hill	F	6-6	225	Jr.	18.8	8.2	
Skipp Schaeffbauer	G	6-3	200	Sr.	11.7	3.1	
Jamar Smiley	G	5-11	175	Sr.	8.0	3.3	7.3

## 1997-98 Schedule

NOVEMBER	JANUARY	FEBRUARY
16 Oakland	4 Pacific	4 Bradley
18 at Wisconsin	7 at Drake	7 at Indiana State
22 Pittsburgh	10 S. Illinois	10 Evansville
28- United Airlines	15 at Wichita State	15 SW Missouri
30 Tipoff (Honolulu)	18 at SW Missouri	18 at Evansville
<b>DECEMBER</b>	21 at Bradley	21 Creighton
6 Drake	24 Wichita State	23 at N. Iowa
13 at Creighton	28 at S. Illinois	League games in italics
16 at Ill.-Chicago	31 N. Iowa	
20 at UW-Green Bay		
30 Indiana State		




# PEPPERDINE

NOV. 24 • AT PEPPERDINE

9 p.m. CST • Malibu, Calif. • Firestone Fieldhouse (3,104)



Head Coach  
Lorenzo Romar



Senior Forward  
Bryan Hill



SID  
Michael Zapolski

## General Information

Location: Malibu, Calif.  
 Founded: 1937  
 Enrollment: 7,800  
 Colors: Blue, Orange and White  
 Nickname: Waves  
 Conference: West Coast  
 Facility: Firestone Fieldhouse  
 Capacity: 3,104  
 President: David Davenport  
 Athletics Dir.: Wayne Wright  
 1996-97 Record: 6-21  
 Conference Record: 4-10 (T6th)  
 Starters Returning/Lost: 3/2  
 Lettermen Returning/Lost: 5/5

## Coaching Staff

Head Coach: Lorenzo Romar  
 Alma Mater: Washington, '80  
 Record at PU: 6-21 (1)  
 Career Record: Same  
 Assistants:  
 Randy Bennett (UC-San Diego, '86)  
 Darwin Cook (Portland, '80)  
 Ken Ammann (Stanford, '91)  
 Office Phone: 310-456-4161

## Series Information

Schools have never met.

## Sports Information

Basketball SID: Michael Zapolski  
 Office: 310-456-4333  
 Home: 818-597-1561

SID FAX: 310-456-4322  
 E-mail: mzapolsk@pepperdine.edu  
 Web Site: www.pepperdine.edu/

## Top Returnees

Name	Pos.	Ht.	Wt.	Cl.	PPG	RPG	APG
Bryan Hill	F	6-8	225	Sr.	14.5	8.1	
Marc McDowell	F	6-7	210	Jr.	10.3	5.9	
Tommie Prince	F	6-5	210	Jr.	9.5	4.3	1.8

## 1997-98 Schedule

NOVEMBER	20 Boise State	FEBRUARY
18 at UC-Irvine	30 Marist	5 at San Diego
21 Norfolk State	<b>JANUARY</b>	7 at St. Mary's
24 Wisconsin	3 at UC-Santa Barb.	13 San Francisco
29 at CS-Northridge	9 Portland	14 Santa Clara
<b>DECEMBER</b>	10 Gonzaga	19 at Gonzaga
2 CS-Fullerton	16 at Santa Clara	21 at Portland
6 at Pacific	17 at San Francisco	
12 at BYU Classic	21 Loyola-Mary.	League games in italics
13 at BYU Classic	24 at Loyola-Mary.	
17 at Kansas	30 St. Mary's	
	31 San Diego	


# TEMPLE

DEC. 6 • AT WISCONSIN

3 p.m. CST • Madison, Wis. • UW Field House (11,500)



Head Coach  
John Chaney



Senior Forward  
Lynard Stewart



SID  
Brian Kirschner

## General Information

Location: Philadelphia, Pa.  
 Founded: 1884  
 Enrollment: 30,000  
 Colors: Cherry and White  
 Nickname: Owls  
 Conference: Atlantic 10  
 Facility: The Apollo of Temple  
 Capacity: 10,224  
 President: Peter J. Liacouras  
 Athletics Dir.: Dave O'Brien  
 1996-97 Record: 20-11  
 Conference Record: 10-6 (4th)  
 Starters Returning/Lost: 4/1  
 Lettermen Returning/Lost: 6/3

## Coaching Staff

Head Coach: John Chaney  
 Alma Mater: Bethune-Cookman, '55  
 Record at TU: 335-140 (15)  
 Career Record: 560-199 (25)  
 Assistants:  
 Dean Demopoulos (West Chester, '77)  
 Nate Blackwell (Temple, '90)  
 Dan Leibovitz (Penn, '96)  
 Office Phone: 215-204-7443

## Series Information

UW leads 2-1 (UW won last meeting 64-57 OT on 12/4/96)

## Sports Information

Basketball SID: Brian Kirschner  
 Office: 215-204-4824  
 Home: 215-635-2652

SID FAX: 215-204-7499  
 E-mail: owlsport@blue.temple.edu  
 Web Site: www.temple.edu/owlsport

## Top Returnees

Name	Pos.	Ht.	Wt.	Cl.	PPG	RPG	APG
Rasheed Brokenborough	G	6-3	185	Jr.	16.0	4.0	
Juan "Pepe" Sanchez	G	6-4	190	So.	10.0	4.2	5.2
Lynard Stewart	F	6-7	195	Sr.	8.4	6.7	

## 1997-98 Schedule

NOVEMBER	JANUARY	8 Virginia Tech
11 vs. Auburn	4 Rhode Island	12 Fordham
14 Indiana	6 Pennsylvania	14 at Rhode Island
22 at Mississippi	11 St. Bonaventure	17 St. Joseph's
<b>DECEMBER</b>	17 at LaSalle	19 at St. Bonaventure
4 at Michigan St.	21 Duquesne	22 at G. Washington
6 at Wisconsin	24 at Fordham	28 at Maryland
9 Fresno State	26 at St. Joseph's	<b>MARCH</b>
13 DePaul	28 at Dayton	1 Massachusetts
16 at Villanova	31 Xavier	
20 Rutgers	<b>FEBRUARY</b>	League games in italics
	3 at Massachusetts	

# TOLEDO

**DEC. 9 • AT WISCONSIN**

7 p.m. CST • Madison, Wis. • UW Field House (11,500)



Head Coach  
Stan Joplin



Senior Center  
Casey Shaw



SID  
Rod Brandt


# BALL STATE

**DEC. 13 • AT BALL STATE**


Noon CST • Muncie, Ind. • University Arena (11,500)



Head Coach  
Ray McCallum



Senior Forward  
Bonzi Wells



SID  
Joe Hernandez

### General Information

Location: Toledo, Ohio  
 Founded: 1872  
 Enrollment: 21,692  
 Colors: Midnight Blue and Gold  
 Nickname: Rockets  
 Conference: Mid-American  
 Facility: John F. Savage Hall  
 Capacity: 9,000  
 President: Dr. Frank E. Horton  
 Athletics Dir.: Pete Liske  
 1996-97 Record: 13-14  
 Conference Record: 6-12 (T8th)  
 Starters Returning/Lost: 5/0  
 Lettermen Returning/Lost: 9/0

### Coaching Staff

Head Coach: Stan Joplin  
 Alma Mater: Toledo, '79  
 Record at UT: 13-14 (1)  
 Career Record: Same  
 Assistants:  
 Tony Jones (Concordia, '93)  
 Monte Mathis (Toledo, '91)  
 TBA  
 Office Phone: 419-530-4184

### Series Information

Tied 1-1 (UT won last meeting  
 73-60 on 12/20/83)

### Sports Information

Basketball SID: Rod Brandt  
 Office: 419-530-3790  
 Home: 419-868-6198

SID FAX: 419-530-3795  
 E-mail: rbrandt@pop3.utoledo.edu  
 Web Site: www.utoledo.edu/athletics

### Top Returnees

Name	Pos.	Ht.	Wt.	Cl.	PPG	RPG	APG
Casey Shaw	C	6-11	260	Sr.	16.3	9.0	
Robert Kizer	G	6-4	195	Jr.	11.6	5.6	2.0
Clayton Burch	G	5-11	175	So.	11.3	2.4	3.3

### 1997-98 Schedule

NOVEMBER	JANUARY	FEBRUARY
22 Kentucky State	3 Marshall	5 at Kent
26 UW-Milwaukee	5 Ohio	7 at Akron
29 at C. Florida	8 at Bowling Green	11 at N. Illinois
<b>DECEMBER</b>	10 at Miami	14 Ball State
3 at Ohio State	14 N. Illinois	18 at W. Michigan
9 at Wisconsin	17 at Ball State	21 C. Michigan
20 E. Michigan	21 at C. Michigan	25 at E. Michigan
23 SW Louisiana	24 W. Michigan	
29 MVP Holiday Classic	29 Miami	League games in
30 MVP Holiday Classic	31 Bowling Green	italics

### General Information

Location: Muncie, Ind.  
 Founded: 1918  
 Enrollment: 19,515  
 Colors: Cardinal and White  
 Nickname: Cardinals  
 Conference: Mid-American  
 Facility: University Arena  
 Capacity: 11,500  
 President: Dr. John Worthen  
 Athletics Dir.: Andrea Seger  
 1996-97 Record: 16-13  
 Conference Record: 9-9 (5th)  
 Starters Returning/Lost: 3/1  
 Lettermen Returning/Lost: 8/4

### Coaching Staff

Head Coach: Ray McCallum  
 Alma Mater: Ball State, '83  
 Record at BSU: 67-48  
 Career Record: Same  
 Assistants:  
 Tim Buckley (Bemidji State, '86)  
 Tracy Dildy (Ill.-Chicago, '91)  
 Artie Pepelea (UW-Parkside, '94)  
 Office Phone: 765-285-8141

### Series Information

UW leads 5-1 (UW won last  
 meeting 74-59 on 12/26/96)

### Sports Information

Basketball SID: Joe Hernandez  
 Office: 765-285-8242  
 Home: 765-289-7919

SID FAX: 765-285-8929  
 E-mail: jhernand@wp.bsu.edu  
 Web Site: www.bsu.edu/sports/index

### Top Returnees

Name	Pos.	Ht.	Wt.	Cl.	PPG	RPG	APG
Bonzi Wells	F	6-5	210	Sr.	22.0	7.9	
Duane Clemens	G	6-0	170	So.	9.5	2.6	
Mitch Hankins	C	6-8	240	Sr.	8.1	2.7	

### 1997-98 Schedule

NOVEMBER	JANUARY	FEBRUARY
15 Montana Tech	3 Akron	5 at Miami
22 Butler	5 Kent	7 at Bowling Green
25 at Wright State	8 at Ohio	11 E. Michigan
29 at Indiana State	10 at Marshall	14 at Toledo
<b>DECEMBER</b>	14 at E. Michigan	21 N. Illinois
5 Cardinal Classic	17 Toledo	23 at C. Michigan
6 Cardinal Classic	24 at N. Illinois	25 W. Michigan
10 at W. Michigan	29 Marshall	
13 Wisconsin	31 Ohio	League games in
22 at NE Louisiana		italics
29 C. Michigan		




# COPPIN STATE

DEC. 20 • AT WISCONSIN


1 p.m. CST • Madison, Wis. • UW Field House (11,500)



Head Coach  
Ron "Fang" Mitchell



Senior Guard  
Antoine Brockington



SID  
David Popham

## General Information

Location: Baltimore, Md.  
 Founded: 1900  
 Enrollment: 3,650  
 Colors: Royal Blue and Gold  
 Nickname: Eagles  
 Conference: Mid-Eastern Athletic  
 Facility: Coppin Center  
 Capacity: 3,000  
 President: Dr. Calvin W. Burnett  
 Athletics Dir.: Ron "Fang" Mitchell  
 1996-97 Record: 22-9  
 Conference Record: 15-3 (1st)  
 Starters Returning/Lost: 4/1  
 Lettermen Returning/Lost: 10/4

## Sports Information

Basketball SID: David Popham  
 Office: 410-383-5642  
 Home: 410-381-3538

## Top Returnees

Name	Pos.	Ht.	Wt.	Cl.	PPG	RPG	APG
Antoine Brockington	G	6-2	170	Sr.	17.0	3.5	
Kareem Lewis	F/C	6-7	240	Sr.	8.7	5.0	
Troy Lewis	G	5-10	160	So.	2.4	0.9	1.8

## 1997-98 Schedule

NOVEMBER	JANUARY	FEBRUARY
24 at Connecticut	3 at Delaware State	7 Morgan State
DECEMBER	10 at Morgan State	9 Howard
2 at Missouri	12 at Howard	14 at S. Carolina State
5 at Cyclone Challenge	15 N. Carolina A&T	16 at N. Carolina A&T
6 at Cyclone Challenge	17 S. Carolina State	21 Hampton
13 at Arizona	24 at Hampton	23 Md.-E. Shore
16 Florida A&M	26 at Md.-E. Shore	26 at Florida A&M
20 at Wisconsin	29 Bethune Cookman	28 at Bethune-Cookman
27 at All-College Tourn.	31 Delaware State	
28 at All-College Tourn.		League games in italics


# NEVADA

DEC. 23 • AT WISCONSIN

1 p.m. CST • Madison, Wis. • UW Field House (11,500)



Head Coach  
Pat Foster



Senior Guard  
Jimmy Carroll



SID  
Joel Shangle

## General Information

Location: Reno, Nevada  
 Founded: 1874  
 Enrollment: 12,500  
 Colors: Blue and Silver  
 Nickname: Wolfpack  
 Conference: Big West  
 Facility: Lawlor Events Center  
 Capacity: 11,200  
 President: Dr. Joseph Crowley  
 Athletics Dir.: Chris Ault  
 1996-97 Record: 21-10  
 Conference Record: 12-4 (1st-E)  
 Starters Returning/Lost: 3/2  
 Lettermen Returning/Lost: 9/3

## Sports Information

Basketball SID: Joel Shangle  
 Office: 702-784-4769  
 Home: 702-358-6322

## Top Returnees

Name	Pos.	Ht.	Wt.	Cl.	PPG	RPG	APG
Jimmy Carroll	G	6-6	205	Sr.	14.2	2.9	3.4
Paul Culbertson	G/F	6-6	190	Sr.	11.2	4.2	2.0
David Morgan	F/C	6-10	250	Sr.	7.2	6.9	2.0

## 1997-98 Schedule

NOVEMBER	JANUARY	12at Cal State-Fullerton
22 at Weber State	3 Long Beach State	14 Utah State
25 at Portland	10 Pacific	17 at Boise State
29 Colorado State	15 at UC-Santa Barb.	19 Butler
DECEMBER	17 at Cal Poly	21 at Idaho
6 at Oregon	22 Idaho	26 North Texas
11 Cal State-Stanislaus	24 Boise State	28 New Mexico St.
20 Baylor	29 at N. Mexico St.	
23 at Wisconsin	31 at North Texas	League games in italics
27 Texas Tech	FEBRUARY	
30 at UNLV	5 at Utah State	
	7 UC Irvine	

# FRESNO STATE


# UW-MILWAUKEE

**DEC. 27 • AT FRESNO STATE**


9 p.m. CST • Fresno, Calif. • Selland Arena (10,182)

**FEB. 18 • AT WISCONSIN**

7 p.m. CST • Madison, Wis. • Kohl Center (16,500)



Head Coach  
Jerry Tarkanian




Junior Guard  
Chris Herren



SID  
Dave Haglund



Head Coach  
Ric Cobb



Senior Guard  
Pat McCabe



SID  
Paul Helgren

## General Information

Location: Fresno, Calif.  
 Founded: 1911  
 Enrollment: 18,902  
 Colors: Cardinal and Blue  
 Nickname: Bulldogs  
 Conference: Western Athletic  
 Facility: Selland Arena  
 Capacity: 10,182  
 President: Dr. John Welty  
 Athletics Dir.: Al Bohl  
 1996-97 Record: 20-12  
 Conference Record: 12-4 (T1st)  
 Starters Returning/Lost: 2/3  
 Lettermen Returning/Lost: 4/5

## Coaching Staff

Head Coach: Jerry Tarkanian  
 Alma Mater: Fresno State, '55  
 Record at FSU: 42-23 (2)  
 Career Record: 667-145 (26)  
 Assistants:  
 Danny Tarkanian (UNLV, '84)  
 John Welch (UNLV, '86)  
 Johnny Brown (New Mexico, '86)  
 Office Phone: 209-278-2748

## Series Information

FSU leads 1-0 (FSU won last meeting 71-68 on 12/30/91)

## Sports Information

Basketball SID: Dave Haglund  
 Office: 209-278-2509  
 Home: 209-299-2370

SID FAX: 209-278-4689  
 E-mail: dave\_haglund@csufresno.edu  
 Web Site: TBA

## Top Returnees

Name	Pos.	Ht.	Wt.	Cl.	PPG	RPG	APG
Chris Herren	G	6-3	190	Jr.	17.5	2.3	4.6
Daymond Forney	F	6-8	220	Sr.	14.2	6.6	
Terrance Roberson	F	6-7	210	Jr.	9.0	4.3	

## 1997-98 Schedule

NOVEMBER	22 Coors Light Classic	FEBRUARY
17 Florida A&M	23 Coors Light Classic	5 S. Methodist
22 Massachussetts	27 Wisconsin	7 Texas Christian
29 at Premier Classic	<b>JANUARY</b>	12 at Rice
<b>DECEMBER</b>	3 Hawaii-Hilo	14 at Tulsa
6 Louisiana State	8 at S. Methodist	18 at San Jose State
9 at Temple	10 at Texas Christian	21 San Jose State
13 at Pacific	15 Tulsa	26 San Diego State
16 St. Mary's	17 Rice	28 Hawaii
20 at Minnesota	24 Texas	League games in italics
	29 at Hawaii	
	31 at San Diego State	

## General Information

Location: Milwaukee, Wis.  
 Founded: 1885  
 Enrollment: 22,984  
 Colors: Black and Gold  
 Nickname: Panthers  
 Conference: Midwestern Collegiate  
 Facility: Wisconsin Center  
 Capacity: 11,052  
 Chancellor: Dr. John Schroeder  
 Athletics Dir.: Bud Haidet  
 1996-97 Record: 8-20  
 Conference Record: 4-12 (9th)  
 Starters Returning/Lost: 3/2  
 Lettermen Returning/Lost: 5/7

## Coaching Staff

Head Coach: Ric Cobb  
 Alma Mater: Marquette, '70  
 Record at UWM: 17-38 (2)  
 Career Record: 17-38 (2)  
 Assistants:  
 Doug Lewis (SW Missouri St., '89)  
 Kirk Earlywine (Campbell, '87)  
 Bob Piercy (Marquette, '96)  
 Office Phone: 414-229-5158

## Series Information

UW leads 13-1 (UW won last meeting 61-41 on 12/10/96)

## Sports Information

Basketball SID: Paul Helgren  
 Office: 414-229-5674  
 Home: 414-483-0383

SID FAX: 414-229-6759  
 E-mail: phelgren@csw.uwm.edu  
 Web Site: www.uwm.edu/Dept/Athletics

## Top Returnees

Name	Pos.	Ht.	Wt.	Cl.	PPG	RPG	APG
Pat McCabe	G	6-4	190	Sr.	12.4	4.3	1.5
Cyrus Caldwell	G	6-1	170	Jr.	10.5	2.5	3.6
Dan Johnson	G	6-2	160	So.	3.1	1.0	1.1

## 1997-98 Schedule

NOVEMBER	30 Texas-S. Antonio	FEBRUARY
19 at Evansville	<b>JANUARY</b>	2 at UW-Green Bay
22 W. Illinois	3 at Detroit	9 Butler
26 at Toledo	5 at Cleveland St.	12 at Loyola
29 W. Michigan	10 UW-Green Bay	14 at Ill.-Chicago
<b>DECEMBER</b>	15 Ill.-Chicago	18 at Wisconsin
2 at NE Illinois	17 Loyola	21 Wright State
6 at Sam Houston St.	22 at Wright State	League games in italics
9 Indiana State	24 at Butler	
14 at Marquette	29 Detroit	
22 at Fairleigh Dickinson	31 Cleveland State	
27 Utah		



# MICHIGAN

**DEC. 31 • AT WISCONSIN, 7 p.m. CST • Madison, Wis. • UW Field House (11,500)**  
**FEB. 28 OR MARCH 1 • AT MICHIGAN, Time TBA • Ann Arbor, Mich. • Crisler Arena (13,562)**

## General Information

Location: Ann Arbor, Mich.  
 Founded: 1817  
 Enrollment: 36,450  
 Colors: Maize and Blue  
 Nickname: Wolverines  
 Conference: Big Ten  
 Facility: Crisler Arena  
 Capacity: 13,562  
 President: Lee Bollinger  
 Athletics Dir.: Tom Goss  
 1996-97 Record: 24-11  
 Conference Record: 9-9 (T6th)  
 Starters Returning/Lost: 4/1  
 Lettermen Returning/Lost: 7/2

## Sports Information

Basketball SID: B.J. Sohn  
 Office: 313-763-4423  
 Home: 313-481-9336

## Returning Letterwinners

Name	Pos.	Ht.	Wt.	Cl.	PPG	RPG	APG
Louis Bullock	G	6-2	175	Jr.	16.3	3.0	
Robert Traylor	C	6-8	300	Jr.	13.1	7.7	
Maceo Baston	F	6-9	210	Sr.	10.4	6.8	
Jerod Ward	F	6-9	215	Sr.	8.3	3.5	
Travis Conlan	G	6-5	190	Sr.	4.7	3.7	4.5
Pete Vignier	C	6-11	235	So.	0.3	0.6	
Ron Oliver	G	6-0	175	Jr.	0.3	0.1	

## Coaching Staff

Head Coach: Steve Fisher  
 Alma Mater: Illinois State, '67  
 Record at UM: 184-82 (8)  
 Career Record: Same  
 Assistants:  
 Brian Dutcher (Minnesota, '82)  
 Brian Ellerbe (Rutgers, '85)  
 Scott Trost (Minn.-Morris, '85)  
 Office Phone: 313-763-5504

## Series Information

UM leads 78-50 (UW won last meeting 58-53 on 2/6/97)


SID FAX: 313-647-1188  
 E-mail: bjsohn@umich.edu  
 Web Site: www.umich.edu/~mgoblue

## 1997-98 Schedule

11/15 Western Michigan  
 11/19 Cleveland State  
 11/24 at Towson State  
 11/30 at Detroit Mercy  
 12/3 Florida International  
 12/6 UNLV  
 12/8 at Bradley  
 12/10 Eastern Michigan  
 12/13 Duke  
 12/20 Tennessee-Chattanooga  
 12/24 at Puerto Rico Classic  
 12/25 at Puerto Rico Classic  
 12/26 at Puerto Rico Classic  
 12/31 at Wisconsin  
 1/3 Penn State  
 1/6 at Indiana  
 1/10 Michigan State  
 1/17 at Ohio State  
 1/20 Minnesota  
 1/25 at Illinois  
 1/29 Purdue  
 2/1 at Iowa  
 2/5 Northwestern  
 2/7 at Minnesota  
 2/11 Ohio State  
 2/17 at Michigan State  
 2/22 Indiana  
 2/25 at Penn State  
 2/28 or  
 3/1 Wisconsin



Head Coach Steve Fisher



Junior Guard Louis Bullock



SID Bruce Madej

## Game Notes

Wisconsin has won four of the last six games in this series, including each of the last four meetings in the UW Field House ... each of the Badgers' last three wins over Michigan have been by five points ... Wisconsin has defeated the Wolverines the last three times the teams have met when Michigan has been nationally ranked ... the last time the Badgers opened the Big Ten season against Michigan was Jan. 3, 1996 (the UW won 51-46 in Dick Bennett's Big Ten debut) ... the Badgers have not won at Michigan since a 65-63 victory on Jan. 7, 1982.



Michigan's Crisler Arena

# OHIO STATE

**JAN. 3 • AT OHIO STATE, 11:15 a.m. CST • Columbus, Ohio • St. John Arena (13,276)**

**FEB. 25 • AT WISCONSIN, 7 p.m. CST • Madison, Wis. • Kohl Center (16,500)**

## General Information

Location: Columbus, Ohio  
 Founded: 1870  
 Enrollment: 48,600  
 Colors: Scarlet and Gray  
 Nickname: Buckeyes  
 Conference: Big Ten  
 Facility: St. John Arena  
 Capacity: 13,276  
 President: Dr. E. Gordon Gee  
 Athletics Dir.: Andy Geiger  
 1996-97 Record: 10-17  
 Conference Record: 5-13/9th  
 Starters Returning/Lost: 3/2  
 Lettermen Returning/Lost: 6/5

## Sports Information

Basketball SID: Gerry Emig  
 Office: 614-292-6861  
 Home: 614-459-5436

## Coaching Staff

Head Coach: Jim O'Brien  
 Alma Mater: Boston College, '71  
 Record at OSU: First year  
 Career Record: 235-217 (15)  
 Assistants:  
 Paul Biancardi (Salem State, '85)  
 Rick Boyages (Bowdoin, '85)  
 Dave Spiller (Canisius, '78)  
 Office Phone: 614-292-0505

## Series Information

OSU leads 73-52 (OSU won last meeting 60-42 on 2/1/97)

## 1997-98 Schedule


11/19 Kent  
 11/22 Robert Morris  
 11/24 Rider  
 11/29 Vanderbilt  
 12/3 Toledo  
 12/6 South Florida  
 12/15 Cal State-Northridge  
 12/17 at SW Louisiana  
 12/20 Southern California  
 12/22 Tennessee-Chattanooga  
 12/28 at Rainbow Classic  
 12/29 at Rainbow Classic  
 12/30 at Rainbow Classic  
 1/3 Wisconsin  
 1/10 at Indiana  
 1/14 Iowa  
 1/17 Michigan  
 1/21 at Purdue  
 1/24 at Minnesota  
 1/28 Illinois  
 2/4 Michigan State  
 2/7 Purdue  
 2/11 at Michigan  
 2/14 at Iowa  
 2/16 at Penn State  
 2/19 Indiana  
 2/21 at Northwestern  
 2/25 at Wisconsin  
 2/28 Penn State



Head Coach Jim O'Brien

## Returning Letterwinners


Name	Pos.	Ht.	Wt.	Cl.	PPG	RPG	APG
Damon Stringer	G	5-11	175	Jr.	14.6	2.5	4.3
Neshaun Coleman	G	6-3	185	Jr.	9.1	1.9	2.2
Jason Singleton	G	6-6	200	Jr.	9.1	2.7	
John Lumpkin	C	6-8	260	Jr.	4.7	3.1	
Carlos Davis	G	6-4	217	Sr.	3.4	1.9	
Sean Tucker	F	6-7	215	So.	2.3	1.5	




Junior Guard Damon Stringer

## Game Notes

The Badgers and Buckeyes resume their home-and-home rivalry after only playing in Columbus last season ... home court has proven to be advantageous in the series, with the Badgers winning the last four meetings in Madison and the Buckeyes taking 15 of the last 16 in Columbus ... Ohio State and Wisconsin will both be playing in brand new arenas in 1998 ... Wisconsin freshman Chris Chambers is the only Ohio native on the Badger roster ... Dick Bennett and Jim O'Brien have never faced each other as head coaches.



Basketball SID Gerry Emig



Ohio State's St. John Arena



# MICHIGAN STATE

**JAN. 8 • AT MICHIGAN STATE, 6:30 p.m. CST • East Lansing, Mich. • Breslin Center (15,138)**

**FEB. 21 • AT WISCONSIN, 1:30 p.m. CST • Madison, Wis. • Kohl Center (16,500)**

## General Information

Location: East Lansing, Mich.  
 Founded: 1855  
 Enrollment: 41,545  
 Colors: Green and White  
 Nickname: Spartans  
 Conference: Big Ten  
 Facility: Breslin Center  
 Capacity: 15,138  
 President: Peter McPherson  
 Athletics Dir.: Merritt Norvell  
 1996-97 Record: 17-12  
 Conference Record: 9-9 (T6th)  
 Starters Returning/Lost: 4/1  
 Lettermen Returning/Lost: 8/6

## Sports Information

Basketball SID: John Farina  
 Office: 517-355-2271  
 Home: 517-351-9062

## Coaching Staff

Head Coach: Tom Izzo  
 Alma Mater: N. Michigan, '77  
 Record at MSU: 33-28 (2)  
 Career Record: Same  
 Assistants:  
 Tom Crean (C. Michigan, '89)  
 Stan Heath (E. Michigan, '88)  
 Mike Garland (N. Michigan, '77)  
 Office Phone: 517-355-1643

## Series Information

MSU leads 51-48 (MSU won last meeting 68-49 on 3/1/97)

## 1997-98 Schedule


11/17 East Tennessee State  
 11/21 at Illinois-Chicago  
 11/28 Spartan Coca-Cola Classic  
 11/29 Spartan Coca-Cola Classic  
 12/4 Temple  
 12/6 at Cleveland State  
 12/13 Detroit  
 12/17 Wright State  
 12/20 at South Florida  
 12/27 Eastern Illinois  
 12/30 at Purdue  
 1/8 Wisconsin  
 1/10 at Michigan  
 1/14 at Minnesota  
 1/17 Illinois  
 1/21 at Iowa  
 1/24 Penn State  
 1/28 Indiana  
 1/31 at Northwestern  
 2/4 at Ohio State  
 2/7 Iowa  
 2/12 at Illinois  
 2/14 Minnesota  
 2/17 Michigan  
 2/21 at Wisconsin  
 2/28 or  
 3/1 Purdue



Head Coach Tom Izzo

## Returning Letterwinners

Name	Pos.	Ht.	Wt.	Cl.	PPG	RPG	APG
Mateen Cleaves	G	6-2	190	So.	10.2	2.5	5.0
Antonio Smith	F	6-8	235	Jr.	8.5	10.6	
Morris Peterson	F	6-6	190	So.	6.8	3.4	
A.J. Granger	F	6-9	220	So.	1.2	1.3	
Thomas Kelley	G	6-2	185	Sr.	8.1	1.9	2.1
Jason Klein	F/G	6-7	190	Jr.	4.5	2.0	
David Thomas	G	6-7	185	So.	1.0	1.8	
DuJuan Wiley	C	6-9	220	Sr.	1.4	1.4	



Junior Forward Antonio Smith



Michigan State's Breslin Center

## Game Notes

Wisconsin is looking to avenge a season sweep by the Spartans last season ... the last three games in the series in East Lansing have been decided by an average of 22.3 points per contest ... Michigan State Director of Athletics Merritt Norvell is a 1963 Wisconsin graduate and played football for the Badgers ... two of the Big Ten's leading rebounders from last season — Spartan Antonio Smith (10.6) and UW's Sam Okey (8.5) — go head-to-head in this series ... prior to their current positions, Bennett and Izzo faced each other when Bennett was at UW-Green Bay and Izzo was an assistant at MSU.



Basketball SID John Farina

# PENN STATE

**JAN. 14 • AT WISCONSIN, 6 p.m. CST • Madison, Wis. • UW Field House (11,500)**

**FEB. 14 • AT PENN STATE, 7 p.m. CST • University Park, Pa. • Bryce Jordan Center (15,261)**

## General Information

Location: University Park, Pa.  
 Founded: 1855  
 Enrollment: 32,715  
 Colors: Blue and White  
 Nickname: Nittany Lions  
 Conference: Big Ten  
 Facility: Bryce Jordan Center  
 Capacity: 15,261  
 President: Dr. Graham Spanier  
 Athletics Dir.: Tim Curley  
 1996-97 Record: 10-17  
 Conference Record: 3-15 (10th)  
 Starters Returning/Lost: 5/2  
 Lettermen Returning/Lost: 9/5

## Sports Information

Basketball SID: Pat Donghia  
 Office: 814-865-1757  
 Home: 814-235-6745

## Coaching Staff


Head Coach: Jerry Dunn  
 Alma Mater: George Mason, '80  
 Record at PSU: 31-24 (2)  
 Career Record: Same  
 Assistants:  
 Chuck Swenson (Indiana, '76)  
 Mike Boyd (N. Michigan, '70)  
 Christian Appleman (Penn St., '90)  
 Office Phone: 814-865-5494

## Series Information

UW leads 6-4 (UW won last meeting 49-45 on 2/19/97)

## 1997-98 Schedule

- 11/21 Monmouth
- 11/24 at Loyola (Md.)
- 11/29 North Carolina State
- 12/2 at Brigham Young
- 12/6 Lehigh
- 12/8 George Mason
- 12/14 at VMI
- 12/20 Bucknell
- 12/27 at Sun Bowl Tournament
- 12/28 at Sun Bowl Tournament
- 1/3 at Michigan
- 1/7 at Purdue
- 1/10 Minnesota
- 1/14 at Wisconsin
- 1/22 Northwestern
- 1/24 at Michigan State
- 1/28 Iowa
- 1/31 Illinois
- 2/4 at Indiana
- 2/8 Northwestern
- 2/14 Wisconsin
- 2/16 Ohio State
- 2/18 at Minnesota
- 2/21 Purdue
- 2/25 Michigan
- 2/28 at Ohio State



Head Coach Jerry Dunn

## Returning Letterwinners

Name	Pos.	Ht.	Wt.	Cl.	PPG	RPG	APG
Pete Lisicky	G	6-4	205	Sr.	16.3	3.1	
Calvin Booth	C	6-11	225	Jr.	8.7	5.0	
Ryan Bailey	G	6-3	190	So.	8.4	4.0	4.2
Jarrett Stephens	F	6-7	250	Jr.	7.3	3.8	
Greg Stevenson	F/G	6-5	210	So.	3.4	3.1	
Dan Earl*	G	6-4	185	Sr.	11.7	2.6	5.4
Carl Jackson	F/C	6-8	240	So.	0.7	1.0	
Tim McGovern	G	6-0	160	So.	0.2	0.2	
Jon Branam	G	6-0	152	So.	0.0	0.3	


\*Redshirted last year; statistics are from 1995-96



Penn State's Bryce Jordan Center

## Game Notes

Penn State will face the Badgers in the last game at the UW Field House on Jan. 14 ... the Badgers were the Nittany Lions' opponent in the final game at Penn State's Recreation Hall on Jan. 7, 1996 (Penn State won 79-50) ... Wisconsin has won the last three games in the series ... victories over Penn State have given the Badgers their 16th win in each of the last two seasons ... the Badgers will be looking for their first Valentine's Day win since an 80-66 triumph over Michigan State in 1980 (the UW is 0-3 on Feb. 14 since then).



Senior Guard Pete Lisicky



Basketball SID Pat Donghia



# NORTHWESTERN

**JAN. 17 • AT WISCONSIN, 3:30 p.m. CST • Madison, Wis. • Kohl Center (16,500)**  
**FEB. 11 • AT NORTHWESTERN, 7 p.m. CST • Evanston, Ill. • Welsh-Ryan Arena (8,117)**

## General Information

Location: Evanston, Ill.  
 Founded: 1851  
 Enrollment: 7,400  
 Colors: Purple and White  
 Nickname: Wildcats  
 Conference: Big Ten  
 Facility: Welsh-Ryan Arena  
 Capacity: 8,117  
 President: Henry S. Bienen  
 Athletics Dir.: Rick Taylor  
 1996-97 Record: 7-22  
 Conference Record: 2-16 (11th)  
 Starters Returning/Lost: 3/2  
 Lettermen Returning/Lost: 7/2

## Sports Information

Basketball SID: Lisa Juscik  
 Office: 847-491-7503  
 Home: 847-733-8074

## Coaching Staff

Head Coach: Kevin O'Neill  
 Alma Mater: McGill, '79  
 Record at NU: First year  
 Career Record: 140-120 (8)  
 Assistants:  
 Bob Beyer (Alfred State, '84)  
 Brian Gregory (Oakland, '90)  
 Billy Schmidt (Wake Forest, '92)  
 Office Phone: 847-491-7906

## Series Information

UW leads 89-56 (UW won last meeting 56-44 on 2/8/97)

## 1997-98 Schedule


11/22 Siena  
 11/26 Sam Houston State  
 11/29 Maryland-Eastern Shore  
 12/2 Troy State  
 12/6 DePaul  
 12/13 Seton Hall  
 12/17 Wofford  
 12/23 at Boston College  
 12/27 at Dayton  
 1/3 at Iowa  
 1/7 Minnesota  
 1/10 Illinois  
 1/14 Indiana  
 1/17 at Wisconsin  
 1/22 at Penn State  
 1/24 at Purdue  
 1/27 Chicago State  
 1/31 Michigan State  
 2/5 at Michigan  
 2/8 Penn State  
 2/11 Wisconsin  
 2/14 at Indiana  
 2/18 at Illinois  
 2/21 Ohio State  
 2/25 Iowa  
 2/28 at Minnesota



Head Coach Kevin O'Neill

## Returning Letterwinners

Name	Pos.	Ht.	Wt.	Cl.	PPG	RPG	APG
Evan Eschmeyer	C	6-11	240	Sr.	14.1	8.1	
Joe Branch	F	6-4	196	Sr.	6.0	3.1	
Julian Bonner	G	6-1	185	Jr.	5.8	1.8	
Joe Harmsen	F	6-10	240	Jr.	6.7	3.5	
Nate Pomeday	G	6-3	180	Jr.	5.5	1.5	
Sean Hanlon	G	6-4	180	Jr.	2.4	1.3	
Aron Molnar	C	6-11	245	So.	1.4	1.2	



Senior Center Evan Eschmeyer



Northwestern's Welsh-Ryan Arena

## Game Notes

The two schools have alternated season sweeps of each other the last three years ... the Badgers won both encounters in '96-97 ... Dick Bennett and Kevin O'Neill met twice as head coaches at UW-Green Bay and Marquette, respectively ... O'Neill's squad came away with a 63-46 win on Feb. 20, 1993 and Bennett's Phoenix won a Dec. 4, 1993 meeting, 46-45 ... Wildcat junior Joe Harmsen and Badger junior Sam Okey were both prep all-stars in Wisconsin ... Wildcat assistant coach Bob Beyer was an assistant at Wisconsin in 1993-94.



Basketball SID Lisa Juscik

# ILLINOIS

**JAN. 21 • AT ILLINOIS, 7 p.m. CST • Champaign, Ill. • Assembly Hall (16,450)**

**FEB. 7 • AT WISCONSIN, 3 p.m. CST • Madison, Wis. • Kohl Center (16,500)**

## General Information

Location: Champaign, Ill.  
 Founded: 1867  
 Enrollment: 36,000  
 Colors: Orange and Blue  
 Nickname: Fighting Illini  
 Conference: Big Ten  
 Facility: Assembly Hall  
 Capacity: 16,450  
 President: James J. Stukel  
 Athletics Dir.: Ron Guenther  
 1996-97 Record: 22-10  
 Conference Record: 11-7 (T4th)  
 Starters Returning/Lost: 2/3  
 Lettermen Returning/Lost: 8/5

## Sports Information

Basketball SID: Barbara Butler  
 Office: 217-333-1391  
 Home: 217-359-5244

## Coaching Staff

Head Coach: Lon Kruger  
 Alma Mater: Kansas State, '75  
 Record at UI: 22-10 (1)  
 Career Record: 259-195 (15)  
 Assistants:  
 Robert McCullum (Birmingham So., '76)  
 Rob Judson (Illinois, '80)  
 Mike Shepherd (Kansas State, '90)  
 Office Phone: 217-333-3400

## Series Information

UI leads 94-62 (UW won last meeting 62-45 on 2/12/97)

## 1997-98 Schedule

11/17 Bradley  
 11/21 Georgia Southern  
 11/24 Illinois-Chicago  
 11/27 at Puerto Rico Shootout  
 11/28 at Puerto Rico Shootout  
 11/29 at Puerto Rico Shootout  
 12/2 Texas-Pan American  
 12/6 at St. Louis  
 12/8 Maine  
 12/13 vs. Clemson (at United Cntr.)  
 12/20 Texas  
 12/23 vs. Missouri (at Kiel Cntr.)  
 12/30 at UCLA  
 1/3 Indiana  
 1/8 at Iowa  
 1/10 at Northwestern  
 1/13 Purdue  
 1/17 at Michigan State  
 1/21 Wisconsin  
 1/25 Michigan  
 1/28 at Ohio State  
 1/31 at Penn State  
 2/4 Minnesota  
 2/7 at Wisconsin  
 2/12 Michigan State  
 2/14 at Purdue  
 2/18 Northwestern  
 2/22 Iowa  
 2/24 or  
 2/25 at Indiana



Head Coach Lon Kruger


## Returning Letterwinners

Name	Pos.	Ht.	Wt.	Cl.	PPG	RPG	APG
Jerry Hester*	F	6-6	194	Sr.	14.2	5.6	2.6
Kevin Turner	G	6-2	165	Sr.	10.1	2.3	2.1
Matt Heldman	G	6-0	165	Sr.	10.1	3.4	2.1
Jarrod Gee	F	6-8	239	Sr.	6.1	3.8	
Brian Johnson	F	6-6	215	Sr.	5.4	3.8	2.0
Victor Chukwudebe	F	6-7	230	So.	2.7	2.2	
David Freeman	G	6-3	180	Sr.	0.5	0.4	
Jelani Boline	G	6-0	185	Sr.	0.1	0.5	


\*Hester played five games before redshirting last season

## Game Notes

Wisconsin has won its last four meetings with Illinois ... the Badgers swept two games from the Illini last year for the first time since 1962 ... Illinois has lost six straight in Madison (its last win at Wisconsin was in 1990) ... the Badgers have four Illinois natives on their roster, including Ty Calderwood (Joliet), Sean Mason (Country Club Hills), Mark Vershaw (E. Peoria) and Maurice Linton (Calumet City) ... Vershaw was a prep rival of Illini freshman Sergio McClain (Peoria).



Senior Forward Jerry Hester



Basketball SID Barbara Butler



Illinois' Assembly Hall



# INDIANA

JAN. 25 • AT WISCONSIN, 3 p.m. CST • Madison, Wis. • Kohl Center (16,500)

## General Information


Location: Bloomington, Ind.  
 Founded: 1820  
 Enrollment: 36,000  
 Colors: Cream and Crimson  
 Nickname: Hoosiers  
 Conference: Big Ten  
 Facility: Assembly Hall  
 Capacity: 17,357  
 President: Dr. Myles Brand  
 Athletics Dir.: Clarence Doninger  
 1996-97 Record: 22-11  
 Conference Record: 9-9 (T6th)  
 Starters Returning/Lost: 4/1  
 Lettermen Returning/Lost: 9/2

## Sports Information

Basketball SID: Gregg Elkin  
 Office: 812-855-9399  
 Home: 812-330-0550

## Returning Letterwinners

Name	Pos.	Ht.	Wt.	Cl.	PPG	RPG	APG
Andrae Patterson	F	6-8	240	Sr.	13.7	6.7	
A.J. Guyton	G	6-1	175	So.	13.6	3.3	3.9
Jason Collier	C	7-0	245	So.	9.4	5.7	
Charlie Miller	F	6-7	220	Sr.	8.0	4.2	
Michael Lewis	G	6-1	180	So.	5.7	2.2	2.9
Richard Mandeville	C	7-0	250	Sr.	3.5	2.1	
Luke Jimenez	G	6-3	195	So.	2.0	0.6	
Larry Richardson	F	6-8	220	So.	1.9	1.2	
Robbie Eggers	F	6-10	245	Sr.	1.2	2.0	



Indiana's Assembly Hall

## Coaching Staff

Head Coach: Bob Knight  
 Alma Mater: Ohio State, '62  
 Record at IU: 598-208 (26)  
 Career Record: 700-258 (32)  
 Assistants:  
 Mike Davis (Thomas Edison, '95)  
 Craig Hartman (Indiana, '90)  
 John Treloar (Belhaven, '77)  
 Office Phone: 812-855-2238

## Series Information


IU leads 86-47 (IU won last meeting 70-66 on 3/5/97)

## 1997-98 Schedule


- 11/14 at Temple
- 11/20 at Alabama-Birmingham
- 11/28 at Tip-Off Classic (Hawaii)
- 11/30 at Tip-Off Classic (Hawaii)
- 12/3 Notre Dame
- 12/6 Kentucky
- 12/9 Evansville
- 12/12 Indiana Classic
- 12/13 Indiana Classic
- 12/22 vs. San Francisco (Oakland)
- 12/27 Hoosier Classic
- 12/28 Hoosier Classic
- 12/31 Iowa
- 1/3 at Illinois
- 1/6 Michigan
- 1/10 Ohio State
- 1/14 at Northwestern
- 1/18 Purdue
- 1/25 at Wisconsin
- 1/28 at Michigan State
- 1/31 Minnesota
- 2/4 Penn State
- 2/10 at Purdue
- 2/14 Northwestern
- 2/19 at Ohio State
- 2/22 at Michigan
- 2/24 or
- 2/25 Illinois
- 2/28 or
- 3/1 at Iowa

## Game Notes

The Badgers snapped their 31-game losing streak against the Hoosiers with a 71-58 victory in Madison last season ... the schools meet just once this season for the first time since 1994 ... three Badgers — Sean Daugherty (Vincennes), Duany Duany (Bloomington) and Charlie Wills (Angola) — hail from Indiana ... Wisconsin assistant coach Brian Hecker is a 1990 graduate of IU ... if the Badgers win this season's meeting, Dick Bennett would become the first Wisconsin coach to defeat Indiana twice since Bill Cofield did it three times in '77, '78 and '80.



Head Coach Bob Knight



Senior Forward Andrae Patterson



Basketball SID Gregg Elkin

# MINNESOTA

JAN. 27 • AT MINNESOTA, 6:30 p.m. CST • Minneapolis, Minn. • Williams Arena (14,300)

## General Information

Location: Minneapolis, Minn.  
 Founded: 1851  
 Enrollment: 38,018  
 Colors: Maroon and Gold  
 Nickname: Golden Gophers  
 Conference: Big Ten  
 Facility: Williams Arena  
 Capacity: 14,300  
 President: Mark G. Yudof  
 Athletics Dir.: Dr. Mark Dienhart  
 1996-97 Record: 31-4  
 Conference Record: 16-2 (1st)  
 Starters Returning/Lost: 2/3  
 Lettermen Returning/Lost: 5/5

## Sports Information

Basketball SID: Bill Crumley  
 Office: 612-625-4090  
 Home: 612-425-5886

## Coaching Staff


Head Coach: Clem Haskins  
 Alma Mater: W. Kentucky, '67  
 Record at UM: 201-141 (11)  
 Career Record: 302-214 (17)  
 Assistants:  
 Bobby Jones (W. Kentucky, '84)  
 Charles Cunningham (N. Alabama, '73)  
 Bill Brown (SW Missouri St., '92)  
 Office Phone: 612-625-3085

## Series Information

UM leads 94-72 (UW won last meeting 66-65 on 3/8/97)

## 1997-98 Schedule


11/14 BCA Classic (Minneapolis)  
 11/17 at Preseason NIT  
 11/19 at Preseason NIT  
 11/22 Alabama  
 11/26 at Preseason NIT  
 11/28 at Preseason NIT  
 12/1 Campbell  
 12/3 Eastern Michigan  
 12/5 Western Carolina  
 12/13 Nebraska  
 12/17 at Cincinnati  
 12/20 Fresno State  
 12/22 Sacramento State  
 12/28 Florida Atlantic  
 1/2 Purdue  
 1/7 at Northwestern  
 1/10 at Penn State  
 1/14 Michigan State  
 1/18 Iowa  
 1/20 at Michigan  
 1/24 Ohio State  
 1/27 Wisconsin  
 1/31 at Indiana  
 2/4 at Illinois  
 2/7 Michigan  
 2/12 at Iowa  
 2/14 at Michigan State  
 2/18 Penn State  
 2/25 at Purdue  
 2/28 Northwestern



Head Coach Clem Haskins

## Returning Letterwinners

Name	Pos.	Ht.	Wt.	Cl.	PPG	RPG	APG
Sam Jacobson	G/F	6-6	210	Sr.	13.7	4.5	
Eric Harris	G	6-3	195	Sr.	11.0	2.3	3.8
Quincy Lewis	G/F	6-7	210	Jr.	8.0	2.6	
Miles Tarver	F	6-8	230	Jr.	1.7	3.3	
Russ Archambault	G	6-1	185	So.	1.3	0.6	



Senior Forward Sam Jacobson



Minnesota's Williams Arena

## Game Notes

The two schools meet just once this season ... this will be the first year the Gophers do not visit Madison since 1974 ... the Badgers last won at Minnesota in 1986 (11 straight defeats) ... Wisconsin's 66-65 win over the No. 2-ranked Gophers last season marked the first Badger victory over a first or second-ranked opponent since an 86-67 win over top-ranked Ohio State on March 3, 1962 ... transfer guard Jon Bryant (Plymouth) is the only state of Minnesota native on Wisconsin's roster.



Basketball SID Bill Crumley



# PURDUE

JAN. 31 • AT PURDUE, 7 p.m. CST • West Lafayette, Ind. • Mackey Arena (14,123)

## General Information


Location: West Lafayette, Ind.  
 Founded: 1869  
 Enrollment: 35,000  
 Colors: Old Gold and Black  
 Nickname: Boilermakers  
 Conference: Big Ten  
 Facility: Mackey Arena  
 Capacity: 14,123  
 President: Dr. Steven C. Beering  
 Athletics Dir.: Morgan J. Burke  
 1996-97 Record: 18-12  
 Conference Record: 12-6 (T2nd)  
 Starters Returning/Lost: 5/0  
 Lettermen Returning/Lost: 9/2

## Sports Information

Basketball SID: Steve Allen  
 Office: 765-494-3198  
 Home: 765-463-7100

## Returning Letterwinners

Name	Pos.	Ht.	Wt.	Cl.	PPG	RPG	APG
Chad Austin	G	6-2	200	Sr.	17.0	3.5	2.3
Brad Miller	C/F	6-11	240	Sr.	14.3	8.3	2.9
Brian Cardinal	F	6-8	230	So.	10.6	6.1	
Jaraan Cornell	G	6-3	200	So.	10.2	2.4	2.0
Mike Robinson	F	6-6	210	So.	9.7	4.7	2.2
Gary McQuay	F	6-8	200	Fr.	4.6	3.5	
Alan Eldridge	G	6-1	185	Jr.	4.5	2.5	2.7
Mosi Barnes	G	6-0	150	So.	0.2	0.2	0.4
Chad Kerkhof	G	6-0	170	So.	0.0	0.5	0.1



Purdue's Mackey Arena

## Coaching Staff

Head Coach: Gene Keady  
 Alma Mater: Kansas State, '58  
 Record at PU: 366-160 (17)  
 Career Record: 404-179 (19)  
 Assistants:  
 Bruce Weber (UW-Milw., '78)  
 Frank Kendrick (Purdue, '74)  
 Jay Price (Kansas, '91)  
 Office Phone: 765-494-3214



## Series Information

PU leads 92-52 (UW won last meeting 69-52 on 2/15/97)


SID FAX: 765-494-5447  
 E-mail: sla@omni.cc.purdue.edu  
 Web Site: www.purduesports.com

## 1997-98 Schedule

- 11/14 Long Island
- 11/17 at Valparaiso
- 11/20 Northeast Louisiana
- 11/26 at Great Alaska Shootout
- 11/28 at Great Alaska Shootout
- 12/3 at Great Eight Tournament
- 12/6 at Louisville
- 12/12 Boilermaker Invitational
- 12/13 Boilermaker Invitational
- 12/20 Xavier (in Indianapolis)
- 12/22 Florida A&M
- 12/27 Providence
- 12/30 Michigan State
- 1/2 at Minnesota
- 1/7 Penn State
- 1/10 at Houston
- 1/13 at Illinois
- 1/18 at Indiana
- 1/21 Ohio State
- 1/24 Northwestern
- 1/29 at Michigan
- 1/31 Wisconsin
- 2/7 at Ohio State
- 2/10 Indiana
- 2/14 Illinois
- 2/18 at Iowa
- 2/21 at Penn State
- 2/24 or
- 2/25 Minnesota
- 2/28 or
- 3/1 at Michigan State



Head Coach Gene Keady



Senior Guard Chad Austin



Basketball SID Steve Allen

## Game Notes

The two schools meet just once for the third time in the last four seasons ... Wisconsin has not won in West Lafayette since an 84-65 victory on Feb. 15, 1972 ... Dick Bennett, however, coached UW-Green Bay to a 69-53 win at Purdue on Dec. 7, 1991 ... Bennett's son, Tony, played for Purdue coach Gene Keady on the 1991 U.S. Pan American Games team that won a bronze medal ... Wisconsin has three state of Indiana natives — Sean Daugherty (Vincennes), Duany Duany (Bloomington) and Charlie Wills (Angola).

# IOWA

FEB. 3 • AT WISCONSIN, 6:30 p.m. CST • Madison, Wis. • Kohl Center (16,500)

## General Information

Location: Iowa City, Iowa  
 Founded: 1847  
 Enrollment: 27,921  
 Colors: Old Gold and Black  
 Nickname: Hawkeyes  
 Conference: Big Ten  
 Facility: Carver-Hawkeye  
 Capacity: 15,500  
 President: Mary Sue Coleman  
 Athletics Dir.: Bob Bowlsby  
 1996-97 Record: 22-10  
 Conference Record: 12-6 (T2nd)  
 Starters Returning/Lost: 4/1  
 Lettermen Returning/Lost: 11/1

## Sports Information

Basketball SID: Steve Roe  
 Office: 319-335-9412  
 Home: 319-351-3012

## Coaching Staff


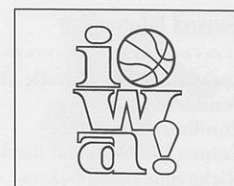
Head Coach: Tom Davis  
 Alma Mater: UW-Platteville, '60  
 Record at UI: 229-119 (11)  
 Career Record: 503-269 (26)  
 Assistants:  
 Gary Close (Arizona State, '78)  
 Frank DiLeo (Lafayette, '75)  
 Rich Walker (Bowling Green, '71)  
 Office Phone: 319-335-9444

## Series Information

UI leads 70-58 (UW won last meeting 49-48 on 2/26/97)

## 1997-98 Schedule

11/14 Chicago State  
 11/16 North Texas  
 11/29 Long Island  
 12/2 Drake  
 12/5 Super Chevy Shootout  
 12/6 Super Chevy Shootout  
 12/9 at Northern Iowa  
 12/13 at Iowa State  
 12/21 at San Juan Christmas Shootout  
 12/22 at San Juan Christmas Shootout  
 12/23 at San Juan Christmas Shootout  
 12/28 Bucknell  
 12/31 at Indiana  
 1/3 Northwestern  
 1/8 Illinois  
 1/14 at Ohio State  
 1/18 at Minnesota  
 1/21 Michigan State  
 1/24 at Missouri  
 1/28 at Penn State  
 2/1 Michigan  
 2/3 at Wisconsin  
 2/7 at Michigan State  
 2/12 Minnesota  
 2/14 Ohio State  
 2/18 Purdue  
 2/22 at Illinois  
 2/25 at Northwestern  
 2/28 or  
 3/1 Indiana




Head Coach Tom Davis

## Returning Letterwinners

Name	Pos.	Ht.	Wt.	Cl.	PPG	RPG	APG
Ryan Bowen	F	6-7	215	Sr.	11.8	9.1	
Guy Rucker	C	6-9	235	So.	10.6	5.7	
Kent McCausland	G	6-2	180	Jr.	8.6	3.1	
Darryl Moore	G	6-2	182	Sr.	5.2	4.6	
Jess Settles*	F	6-7	210	Sr.	11.3	3.3	
J.R. Koch	F	6-9	210	Jr.	8.0	4.3	
Ryan Luehrsmann	G	6-1	165	So.	3.5	1.7	
Jason Bauer	G	6-4	185	Jr.	2.5	1.6	
Vernon Simmons	F	6-6	205	Sr.	2.0	1.4	
Alvin Robinson	F	6-8	225	Jr.	0.9	2.2	
Greg Helmers	C	6-9	230	Sr.	0.7	1.6	

\*Played in three games before redshirting last season




Iowa's Carver-Hawkeye Arena

## Game Notes

The schools have split the last four meetings, with each team winning twice on its home floor ... this is the first year the Badgers will not play in Iowa City since 1994 ... Iowa Coach Tom Davis received a masters degree from Wisconsin ... the Hawkeyes have lost two straight in Madison ... the last time they lost in three consecutive visits to Wisconsin was in '89, '90 and '91 ... Ty Calderwood's three-point field goal with seven seconds left to play gave the Badgers a 49-48 victory over the Hawkeyes at the UW Field House last season.




Senior Forward Jess Settles



Basketball SID Steve Roe





# '96-97 Review

David Shilka

# SEASON RECAP

## CAPSULE SUMMARY

Wisconsin finished the 1996-97 season with an 18-10 overall record and an 11-7 Big Ten mark that was good for a fourth-place tie in the conference with Illinois. The Badgers earned the fourth NCAA Tournament bid in school history and were seeded seventh in the East Region. They lost their first-round game 71-58 to Texas at the Pittsburgh Civic Arena on March 14.

## HISTORIC SEASON

Wisconsin put together one of the best seasons in school history. Consider the following ...

- The '96-97 squad was only the second (1915-16 team was the other) in Wisconsin history to win 18 regular-season games and just the fifth in school annals to reach the 18-victory mark overall (including postseason games).

- The '96-97 team was the first at Wisconsin to win 11 Big Ten games since the 1941 NCAA champion Badgers finished their league slate with an 11-1 mark.

- Wisconsin has won a total of 19 conference games in the last two seasons. The last Badger teams to win that many league games over two seasons were the 1941 and 1942 units that had 11-1 and 10-5 marks, respectively.

- The Badgers' win over Iowa on Feb. 26 guaranteed the school its first winning record in Big Ten play since the 1974 team finished the conference slate with an 8-6 mark.

- The UW's win at Penn State on Feb. 19 gave Wisconsin five road wins in a season for the first time since 1962-63 and three Big Ten road victories for the first time since 1974.


## BIG TEN'S NO. 1 DEFENSE

Wisconsin's success in '96-97 can be attributed in large part to the team's outstanding defensive play.

The Badgers led the Big Ten in scoring defense (55.3 ppg in all games and 56.8 ppg in league games) and field goal percentage defense (.378 and .397). Their overall scoring defense figure and their overall field goal percentage defense figure both ranked fourth nationally. Their overall .378 field goal percentage defense mark ranked in a tie as the 10th-lowest figure nationally since the NCAA began keeping such records in 1978.

The Badgers' .397 field goal percentage defense mark in Big Ten play fell just short of Michigan's league-record .394 set in 1995 (records maintained since 1974). The 1996-97 Wisconsin squad and the '95 Wolverines are the only two schools in Big Ten history to hold league foes to less than 40-percent shooting.

Michigan State (twice) and Iowa were the only teams to have shot better than 50 percent from the floor



David Stribke

Center Paul Grant was the Badgers' leading scorer last season. He also was the team's only senior.

against Wisconsin in '96-97.

By allowing league opponents to score only 56.8 points per game, Wisconsin became the first Big Ten team to allow conference opponents fewer than 60 points per game since Illinois allowed just 55.7 points per contest in 1985.

## DON'T COUNT 'EM OUT

Since Dick Bennett arrived in Madison, the Badgers have shown a remarkable ability to come back and win games after being down in the second half.

The Badgers have come back from at least a three-point second-half deficit to win 13 games in the Bennett era (that is 37 percent of the school's wins under Bennett). Six of those 13 second-half comebacks had the Badgers erasing double-figure deficits.

## BADGERS' BEST = FOES' WORST

Some of Wisconsin's best defensive performances in '96-97 resulted in the worst offensive outings of the year for Badger opponents. In fact, Wisconsin's defense held six different opponents to their worst field goal shooting performance of the season. (It is worth noting that Big Ten champion Minnesota's two worst field goal shooting games of the season came against the Badgers). The list includes:

Purdue (.302), Feb. 15  
 Illinois (.279), Jan. 25  
 Penn State (.263), Jan. 18\*  
 Minnesota (.364), Jan. 2  
 Brown (.184), Dec. 7  
 UNC-Wilmington (.261), Nov. 30

\*Penn State also shot .263 vs. Mount St. Mary's on Nov. 23.

## HOUSE OF HORRORS

The 1996-97 season was the last full campaign in which Wisconsin



## SEASON RECAP (CONT.)

will play its games in the UW Field House, home of Badger basketball since 1930. Wisconsin will open the new, \$76 million Kohl Center (seating capacity 16,500) in mid-January of 1998.

The Badgers, however, made the most of their final full season in the Field House. Wisconsin compiled a 12-2 record at home in '96-97, including a season-ending seven-game homecourt winning streak. Wisconsin's defense was especially stingy at the Field House in '96-97. Consider ...

- opponents shot only .361 from the field.
- the Badgers allowed only 50.1 points per game, and Minnesota was the only opponent to score at least 60 points.
- only four opponents shot 40 percent from the field.

**TWO'S THE LIMIT**

Wisconsin has dropped two straight contests nine times in the Dick Bennett era. The Badgers, however, have never lost more than two in a row under Bennett. All but two of the two-game skids were ended at the UW Field House. The most recent two-game losing streak ended with the 66-65 upset win over No. 2-ranked Minnesota on March 8.

**THE STREAK REACHED SIX**

Wisconsin put together its first six-game win streak in Big Ten play since 1951 during February of 1997.

During their six-game win streak, the Badgers ...

- Defeated Michigan, Northwestern, Illinois, Purdue, Penn State and Iowa in succession.
- Outscored opponents 57.2-47.8.
- Held four foes to fewer than 50 points.
- Held foes to .375 from the field.
- Outrebounced foes 36.5-26.7.

**1996-97 Badger Honors****Paul Grant, C**

- Honorable mention all-Big Ten by league media and coaches
- Badger Award
- Scholar-Athlete Award (team award)
- Named to academic all-Big Ten team
- Named to GTE Academic All-District 5 team

**Sam Okey, F**

- Second-team all-Big Ten by league media and third-team by coaches
- Second-team all-Big Ten and honorable mention all-Midwest by *Basketball Times*
- Named Big Ten Player of the Week on Dec. 16 after averaging 21 points and 14.5 rebounds in wins over UW-Milwaukee and St. Bonaventure

**Hennsy Auriantal, G**

- Named to academic all-Big Ten team

**Mike Kosolcharoen, G/F**

- Named to academic all-Big Ten team

**Ty Calderwood, G**

- Free Throw Ladder Award

**David Burkemper, G**

- Red Team Award (co-winner)

**Brian Vraney, F**

- Red Team Award (co-winner)

**REBOUNDING WAS KEY**

Wisconsin's ability to control the boards was a key factor in its success in 1996-97. The Badgers were 12-3 in games in which they outrebounded their opponent.

Wisconsin's rebounding totals, especially on the offensive end, were very instrumental in its six-game win streak. During that streak, the Badgers held an 85-46 edge on the offensive glass.

**FEWER THREES, MORE WINS**

Wisconsin was 10-0 in '96-97 in games in which it attempted 12 or

fewer three-point field goals. In those games, the Badgers shot .445 from the field, .404 from three-point range and averaged 63.3 points.

When the Badgers took more than 12 three-pointers, they were 8-10 and shot .390 from the field, .317 from beyond the arc and averaged 56.7 points.

**LEADING INDICATORS**

A number of statistical patterns developed during the season that provided a good indication as to whether or not the Badgers would win. Wisconsin was:

- 12-0 in '96-97 when leading at halftime.
- 9-0 in '96-97 when holding foes to fewer than 50 points.
- 16-3 in '96-97 when holding foes to fewer than 60 points.
- 4-1 in '96-97 when it shot better than 50 percent from the floor.
- 12-2 in '96-97 when it outshot its foe from the field.

**TOUGH IN THE TIGHT ONES ...**

Wisconsin has been very successful in its close games during the Dick Bennett era. The Badgers put together a 5-2 record in 1996-97 in games decided by five points or less.

**... AND AGAINST THE BEST**

Wisconsin enjoyed success against some of the nation's top teams in 1996-97. The Badgers were 5-2 against teams ranked in the top 25 at the time of the game.

Those wins included a pair of 17-point victories over Illinois, a 13-point win over Indiana, a five-point win over NIT champion Michigan and a one-point triumph over Final Four participant Minnesota. The Badgers were 7-6 during the regular season against teams that made the '97 NCAA Tournament field.

# SEASON RESULTS

Date	Opponent	W-L	Score	Atten.	Overall Record	Big 10 Record	Top UW Scorer
Nov. 8	ATHLETES IN ACTION	Exh.	75-63	11,290	—	—	Grant 22
Nov. 13	AUSTRALIAN SELECTS	Exh.	78-65	10,470	—	—	Grant 22
Nov. 23	&Memphis	W	49-46	7,000	1-0	—	Grant 20
Nov. 30	UNC-WILMINGTON	W	68-35	11,354	2-0	—	Mason 13
Dec. 4	at Temple	W (ot)	64-57	3,427	3-0	—	Mason 18
Dec. 7	BROWN	W	52-30	11,354	4-0	—	Auriantal 13
Dec. 10	UW-MILWAUKEE	W	61-41	10,982	5-0	—	Okey 30
Dec. 14	at St. Bonaventure	W	77-68	5,953	6-0	—	Grant 16
Dec. 23	PROVIDENCE	L	57-59	11,500	6-1	—	Grant, Daugherty 16
Dec. 26	BALL STATE	W	74-59	11,500	7-1	—	Daugherty 19
Dec. 31	at Marquette	L	52-59	15,292	7-2	—	Duany 14
Jan. 2	at Minnesota (15)	L	48-65	14,351	7-3	0-1	Okey 16
Jan. 4	INDIANA (12)	W	71-58	11,500	8-3	1-1	Okey, Grant, Daugherty 13
Jan. 9	MICHIGAN STATE	L	50-58	11,719	8-4	1-2	Grant 15
Jan. 11	at Iowa	L	53-78	15,500	8-5	1-3	Grant 15
Jan. 18	PENN STATE	W	64-45	11,715	9-5	2-3	Okey, Calderwood 13
Jan. 22	at Purdue	L	52-60	14,123	9-6	2-4	Calderwood 14
Jan. 25	at Illinois	W	73-56	15,448	10-6	3-4	Duany 20
Jan. 29	NORTHWESTERN	W	65-53	11,500	11-6	4-4	Okey 17
Feb. 1	at Ohio State	L	42-60	10,001	11-7	4-5	Daugherty 16
Feb. 6	MICHIGAN (13)	W	58-53	11,500	12-7	5-5	Grant 19
Feb. 8	at Northwestern	W	56-44	5,117	13-7	6-5	Calderwood 12
Feb. 12	ILLINOIS (20)	W	62-45	11,500	14-7	7-5	Okey 16
Feb. 15	PURDUE	W	69-52	11,500	15-7	8-5	Okey 20
Feb. 19	at Penn State	W	49-45	13,205	16-7	9-5	Grant 11
Feb. 26	IOWA	W	49-48	11,500	17-7	10-5	Grant 23
March 1	at Michigan State	L	49-68	15,138	17-8	10-6	Grant 12
March 5	at Indiana (25)	L	66-70	17,284	17-9	10-7	Grant 16
March 8	MINNESOTA (2)	W	66-65	11,500	18-9	11-7	Calderwood 19
March 14	\$Texas	L	58-71	17,300	18-10	—	Okey 17

**OVERALL RECORD:** 18-10

**BIG TEN RECORD:** 11-7 (T4th)

**HOME RECORD:** 12-2

**ROAD RECORD:** 5-7

**NEUTRAL SITE RECORD:** 1-1

&Corel Centre, Ottawa, Ont.

\$NCAA Tournament, First Round

Opponents' Associated Press rankings in parentheses



# SEASON STATISTICS

## Overall

Record: 18-10 Home: 12-2 Away: 5-7 Neutral: 1-1

PLAYER	G-GS	MP-AVG	FG-FGA	PCT	3P-3PA	PCT	FT-FTA	PCT	REB-AVG	PF-D	AT	TO	BK	ST	PTS	AVG
Grant	28-26	765-27.3	129-162	.494	0-1	.000	92-129	.713	145-5.2	82-5	21	62	34	14	350	12.5
Okey	27-27	833-30.9	103-239	.431	16-48	.333	80-125	.640	230-8.5	90-5	77	63	24	32	302	11.2
Daugherty	28-21	795-28.4	104-235	.443	17-48	.354	45-65	.692	151-5.4	78-2	22	39	13	17	270	9.6
Mason	4-4	81-20.2	9-25	.360	3-9	.333	16-20	.800	11-2.8	7-0	5	9	2	5	37	9.2
Calderwood	27-24	886-32.8	71-202	.351	39-117	.333	57-72	.792	87-3.2	71-1	101	68	5	63	238	8.8
Duany	27-9	459-17.0	47-142	.331	28-86	.326	15-34	.441	39-1.4	31-0	11	29	1	6	137	5.1
Auriantal	28-13	631-22.5	49-121	.405	20-49	.408	23-40	.575	75-2.7	72-3	42	45	2	25	141	5.0
Kosolcharoen	28-4	575-20.5	39-110	.355	12-37	.324	27-33	.818	45-1.6	66-3	24	55	2	16	117	4.2
Coleman	27-2	211-7.8	11-23	.478	0-0	.000	8-25	.320	37-1.4	24-1	2	15	13	3	30	1.1
Burkemper	24-10	300-12.5	4-15	.267	1-7	.143	7-8	.875	25-1.0	33-1	25	19	0	5	16	0.7
Shafer	7-0	23-3.3	0-4	.000	0-2	.000	4-8	.500	1-0.1	1-0	2	0	0	0	4	0.6
Vraney	11-0	24-2.2	2-8	.250	0-0	.000	2-2	1.000	6-0.5	3-0	0	0	0	1	6	0.5
Schuhmacher	6-0	15-2.5	1-3	.333	1-2	.500	0-2	.000	4-0.7	0-0	0	0	0	0	3	0.5
Meiners	4-0	5-1.2	1-1	1.000	0-0	.000	0-0	.000	2-0.5	2-0	0	0	0	0	2	0.5
Quest	10-0	22.2.2	0-2	.000	0-0	.000	1-6	.167	10-1.0	4-0	0	3	1	0	1	0.1
team									83			15				
Wisconsin	28		570-1391	.410	137-406	.337	377-569	.663	951-34.0	564-21	332	422	97	187	1654	59.1
Opponents	28		502-1329	.378	128-408	.314	416-612	.680	885-31.6	525-8	236	437	73	195	1548	55.3

## Big Ten Games Only

Record: 11-7 Home: 8-1 Away: 3-6

PLAYER	G-GS	MP-AVG	FG-FGA	PCT	3P-3PA	PCT	FT-FTA	PCT	REB-AVG	PF-D	AT	TO	BK	ST	PTS	AVG
Grant	18-17	492-27.3	86-176	.489	0-0	.000	56-76	.737	90-5.0	50-3	14	37	21	9	228	12.7
Okey	18-18	572-31.8	65-160	.406	13-38	.342	51-80	.638	153-8.5	60-3	52	40	15	24	194	10.8
Daugherty	18-15	515-28.6	65-152	.428	13-38	.342	31-44	.705	104-5.8	51-1	12	23	4	13	174	9.7
Calderwood	18-17	594-33.0	55-156	.353	26-86	.302	33-42	.786	49-2.7	51-0	63	45	3	39	169	9.4
Duany	18-6	316-17.6	34-107	.318	20-64	.312	11-27	.407	28-1.6	22-0	6	16	1	6	99	5.5
Auriantal	18-6	352-19.6	25-66	.379	8-23	.348	15-22	.682	35-1.9	46-2	23	17	1	7	73	4.1
Kosolcharoen	18-1	335-18.6	22-58	.379	7-19	.368	16-18	.889	21-1.2	38-2	11	28	2	9	67	3.7
Coleman	17-1	137-8.1	7-14	.500	0-0	.000	4-13	.308	25-1.5	22-1	1	10	11	2	18	1.1
Shafer	6-0	20-3.3	0-3	.000	0-1	.000	4-8	.500	1-0.2	1-0	2	0	0	0	4	0.7
Meiners	3-0	4-1.3	1-1	1.000	0-0	.000	0-0	.000	2-0.7	2-0	0	0	0	0	2	0.7
Burkemper	16-9	239-14.9	2-11	.182	0-6	.000	6-6	1.000	22-1.4	27-1	20	14	0	5	10	0.6
Vraney	7-0	11-1.6	1-2	.500	0-0	.000	2-2	1.000	2-0.3	2-0	0	0	0	1	4	0.6
Quest	6-0	9-1.5	0-1	.000	0-0	.000	0-4	.000	4-0.7	2-0	0	1	0	0	0	0.0
Schuhmacher	3-0	4-1.3	0-1	.000	0-0	.000	0-0	.000	0-0.0	0-0	0	0	0	0	0	0.0
team									46			12				
Wisconsin	18		363-908	.400	87-275	.316	229-342	.670	582-32.3	374-13	204	243	58	115	1042	57.9
Opponents	18		326-822	.397	78-239	.326	293-417	.703	569-31.6	319-4	159	268	41	111	1023	56.8

## Overall Attendance

Site	G	Total	Average
Home	14	160,624	11,473
Away	12	144,839	12,070
Neutral	2	24,300	12,150
Total	28	329,763	11,777

# SEASON SUPERLATIVES

## Individual

	WISCONSIN	OPPONENTS
<b>Points Scored</b>	30, Sam Okey vs. UW-Milwaukee (12/10)	31, Reggie Freeman, Texas (3/14)
<b>Total Field Goals</b>	10, Sam Okey vs. Purdue (2/15)	11, Reggie Freeman, Texas (3/14)
<b>Total Field Goal Attempts</b>	15, Sam Okey vs. UW-Milwaukee (12/10) 15, Sean Daugherty vs. Ball State (12/26) 15, Sean Daugherty at Minnesota (1/2) 15, Ty Calderwood vs. Minnesota (3/8)	20, Andre Woolridge, Iowa (2/26)
<b>Field Goal Pct. (5 made)</b>	1.000 (6-6), Sam Okey vs. Northwestern (1/29)	.714 (5-7), Ryan Bowen, Iowa (1/11)
<b>Three-point Field Goals</b>	5, Duany Duany at Illinois (1/25)	5, Rasheed Brokenborough, Temple (12/4) 5, Tim Winn, St. Bonaventure (12/14) 11, Tim Winn, St. Bonaventure (12/14)
<b>Three-point Field Goal Att.</b>	8, Duany Duany at Iowa (1/11) 8, Ty Calderwood at Ohio State (2/1) 8, Ty Calderwood vs. Illinois (2/12) 8, Ty Calderwood vs. Minnesota (3/8)	
<b>Three-point FG Pct. (4 made)</b>	1.000 (5-5), Duany Duany at Illinois (1/25)	.800 (4-5), Damon Stringer, Ohio State (2/1)
<b>Free Throws Made</b>	15, Paul Grant vs. Iowa (2/26)	12, Austin Croshere, Providence (12/23)
<b>Free Throw Attempts</b>	18, Ty Calderwood at St. Bonaventure (12/14)	16, Austin Croshere, Providence (12/23)
<b>Free Throw Pct. (8 made)</b>	1.000 (15-15), Paul Grant vs. Iowa (2/26)	1.000 (10-10), Kris Clack, Texas (3/14)
<b>Total Rebounds</b>	17, Sam Okey vs. UW-Milwaukee (12/10)	12, Evan Eschmeyer, Northwestern (1/29) 12, Antonio Smith, Michigan State (3/1)
<b>Assists</b>	8, Ty Calderwood vs. UW-Milwaukee (12/10)	8, Mateen Cleaves, Michigan State (3/1)
<b>Turnovers</b>	7, Sam Okey at Ohio State (2/1)	7, Bill Mayew, NC-Wilmington (11/30) 7, Aaron Butler, Brown (12/7) 7, Jaraan Cornell, Purdue (1/22)
<b>Blocked Shots</b>	3, Paul Grant vs. Memphis (11/23) 3, Sean Daugherty vs. Brown (12/7) 3, Paul Grant at St. Bonaventure (12/14) 3, Booker Coleman at Iowa (1/11) 3, Paul Grant at Purdue (1/22)	3, Cedric Henderson, Memphis (11/23) 3, Mike Gibbs, NC-Wilmington (11/30) 3, Calvin Booth, Penn State (1/18) 3, Maceo Baston, Michigan (2/6)
<b>Steals</b>	5, Ty Calderwood vs. Brown (12/7) 5, Hennssy Auriantal vs. UW-Milwaukee (12/10) 5, Ty Calderwood vs. Northwestern (1/29)	5, Chris Garner, Memphis (11/23) 5, Juan Sanchez, Temple (12/4) 5, Brian Cardinal, Purdue (1/22) 5, Travis Conlan, Michigan (2/6)
<b>Minutes Played</b>	43, Ty Calderwood at Temple (12/4)	45, Marc Jackson, Temple (12/4)

## Team

WISCONSIN HIGH	WISCONSIN LOW	CATEGORY	OPPONENT HIGH	OPPONENT LOW
77 at St. Bonaventure (12/14)	42 at Ohio State (2/1)	<b>Points</b>	78, Iowa (1/11)	30, Brown (12/7)
28 vs. Ball State (12/26)	13 at Ohio State (2/1)	<b>Field Goals</b>	26, Michigan State (3/1)	7, Brown (12/7)
59 at Indiana (3/5)	41 at St. Bonaventure (12/14)	<b>FG Att.</b>	68, twice	33, Indiana (1/4)
.583 vs. Ball State (12/26)	.277 at Ohio State (2/1)	<b>FG Pct.</b>	.531, Michigan State (3/1)	.184, Brown (12/7)
9, three times	0, twice	<b>3-point FG</b>	9, St. Bonaventure (12/14)	1, Iowa (2/26)
24 at Iowa (1/11)	7, twice	<b>3-point FG Att.</b>	33, Illinois (1/25)	5, Providence (12/23)
.900 at Illinois (1/25)	.000, twice	<b>3-point FG Pct.</b>	.714, Michigan State (1/9)	.091, Illinois (1/25)
31 at St. Bonaventure (12/14)	5 at Purdue (1/22)	<b>Free Throws</b>	28, Iowa (1/11)	7, three times
47 at St. Bonaventure (12/14)	9 at Purdue (1/22)	<b>FT Att.</b>	33, Iowa (1/11)	8, NC-Wilmington (11/30)
.889 vs. Iowa (2/26)	.364 at Iowa (1/11)	<b>FT Pct.</b>	.889, Indiana (1/4)	.467, UW-Milwaukee 12/10)
47 at Temple (12/4)	21 at Purdue (1/22)	<b>Rebounds</b>	39, twice	19, Michigan (2/6)
18 vs. NC-Wilmington (11/30)	5 vs. Michigan State (1/9)	<b>Assists</b>	16, Ohio State (2/1)	3, twice
26 at Temple (12/4)	5 vs. Indiana (1/4)	<b>Turnovers</b>	26, Indiana (1/4)	7, Iowa (2/26)
6, three times	1, four times	<b>Blocked Shots</b>	6, twice	0, three times
14 vs. Brown (12/7)	2, twice	<b>Steals</b>	14, Temple (12/4)	1, Indiana (1/4)



# TEAM STATISTICS

	FG-FGA		3P-3PA		FT-FTA		Rebounds		PF	A	TO	BK	ST	PTS
		PCT.		PCT.		PCT.	O-D-T							
Wisconsin	17-57	.298	0-9	.000	15-19	.789	21-24-45	16	10	20	5	10	49	
Memphis	17-50	.340	2-12	.167	10-13	.769	11-23-34	19	10	20	6	12	46	
@Wisconsin	25-53	.472	9-19	.474	9-17	.529	10-27-37	12	18	11	3	9	68	
UNC-Wilmington	12-46	.261	4-15	.267	7-8	.875	7-22-29	16	5	19	3	4	35	
Wisconsin	20-49	.408	9-19	.474	15-20	.750	9-38-47	23	15	26	5	6	64	
@Temple	20-59	.339	5-22	.227	12-25	.480	9-23-32	19	7	11	3	14	57	
@Wisconsin	19-48	.396	5-10	.500	9-13	.692	12-25-37	14	9	19	6	14	52	
Brown	7-38	.184	5-18	.278	11-13	.846	6-18-24	19	6	21	3	7	30	
@Wisconsin	21-50	.420	1-7	.143	18-27	.667	13-24-37	18	12	11	3	8	61	
UW-Milwaukee	15-48	.313	4-11	.364	7-15	.467	13-18-31	19	5	22	4	5	41	
Wisconsin	22-41	.537	2-7	.286	31-47	.660	9-31-40	25	12	21	4	3	77	
@St. Bonaventure	22-68	.324	9-31	.290	15-27	.556	20-19-39	31	10	11	5	11	68	
@Wisconsin	20-46	.435	6-16	.375	11-20	.550	12-18-30	23	8	20	3	7	57	
Providence	20-42	.476	2-5	.400	17-24	.708	8-18-26	23	8	19	2	7	59	
@Wisconsin	28-48	.583	7-12	.583	11-19	.579	8-25-33	19	14	21	5	6	74	
Ball State	21-55	.382	7-16	.438	10-21	.476	15-18-33	20	8	21	1	11	59	
Wisconsin	17-45	.378	8-18	.444	10-16	.625	5-23-28	18	15	13	3	4	52	
@Marquette	21-50	.420	7-14	.500	10-20	.500	13-21-34	15	11	11	3	8	59	
Wisconsin	19-50	.380	3-15	.200	7-10	.700	10-25-35	19	14	23	1	6	48	
@Minnesota	20-55	.364	3-10	.300	22-28	.786	13-23-36	15	9	13	2	12	65	
@Wisconsin	23-55	.418	7-22	.318	18-22	.818	7-15-22	23	13	5	1	9	71	
Indiana	15-33	.455	4-10	.400	24-27	.889	4-28-32	20	8	26	2	1	58	
@Wisconsin	18-54	.333	2-15	.133	12-19	.632	13-11-24	19	5	9	5	6	50	
Michigan State	22-43	.512	5-7	.714	9-14	.643	11-25-36	18	10	18	0	5	58	
Wisconsin	19-53	.358	7-24	.292	8-22	.364	16-14-30	27	15	13	5	6	53	
@Iowa	22-43	.512	6-12	.500	28-33	.848	12-26-38	20	12	16	4	11	78	
@Wisconsin	22-58	.379	2-8	.250	18-24	.750	16-23-39	22	10	12	4	11	64	
Penn State	10-38	.263	5-15	.333	20-28	.714	9-22-31	20	3	20	4	3	45	
Wisconsin	21-42	.500	5-14	.357	5-9	.556	3-18-21	26	14	19	6	7	52	
@Purdue	16-48	.333	3-17	.176	25-32	.781	15-19-34	14	13	16	4	12	60	
Wisconsin	24-44	.545	9-10	.900	16-21	.762	6-28-34	21	14	17	3	2	73	
@Illinois	19-68	.279	3-33	.091	15-20	.750	20-15-35	19	9	9	1	6	56	
@Wisconsin	24-50	.480	0-9	.000	17-29	.586	10-21-31	23	8	8	1	9	65	
Northwestern	17-44	.386	2-12	.167	17-25	.680	10-24-34	21	5	17	1	2	53	
Wisconsin	13-47	.277	5-22	.227	11-17	.647	13-23-36	21	7	21	3	7	42	
@Ohio State	21-48	.438	5-13	.385	13-22	.591	6-21-27	17	16	13	0	9	60	
@Wisconsin	20-49	.408	4-15	.267	14-22	.636	19-18-37	16	13	17	2	5	58	
Michigan	19-43	.442	6-12	.500	9-15	.600	8-11-19	17	6	15	4	8	53	
Wisconsin	19-53	.358	6-17	.353	12-17	.706	19-21-40	20	13	11	4	10	56	
@Northwestern	14-35	.400	3-12	.250	13-23	.565	7-20-27	18	7	16	0	5	44	
@Wisconsin	19-54	.352	6-22	.273	18-28	.643	11-30-41	19	9	8	6	5	62	
Illinois	15-46	.326	6-15	.400	9-16	.563	5-29-34	23	8	13	3	4	45	
@Wisconsin	26-51	.510	7-10	.700	10-14	.714	10-23-33	24	14	18	2	5	69	
Purdue	13-43	.302	6-17	.353	20-28	.714	8-14-22	16	6	12	3	6	52	
Wisconsin	17-47	.362	5-12	.417	10-13	.769	14-21-35	17	8	16	4	8	49	
@Penn State	18-42	.429	2-8	.250	7-13	.538	6-18-24	13	8	12	3	4	45	
@Wisconsin	14-46	.304	5-15	.333	16-18	.889	12-21-33	16	8	6	2	2	49	
Iowa	17-47	.362	1-6	.167	13-19	.684	12-22-34	16	3	7	2	3	48	
Wisconsin	20-52	.385	3-15	.200	6-14	.429	7-20-27	20	13	13	4	6	49	
@Michigan State	26-49	.531	5-14	.357	11-20	.550	10-29-39	15	15	16	1	8	68	
Wisconsin	27-59	.458	4-15	.267	8-14	.571	13-21-34	21	16	12	1	5	66	
@Indiana	23-48	.479	6-12	.500	18-26	.692	11-23-34	17	14	15	6	4	70	
@Wisconsin	18-44	.409	7-15	.467	23-29	.793	10-20-30	20	10	15	4	6	66	
Minnesota	19-49	.388	7-14	.500	20-28	.714	15-18-33	20	7	14	1	8	65	
Wisconsin	18-46	.391	3-14	.214	19-29	.655	12-23-35	22	15	17	2	5	58	
Texas	21-51	.412	5-25	.200	24-29	.828	12-22-34	25	7	14	2	5	71	

# GAME-BY-GAME REVIEW

## Game 1

### WISCONSIN 49 • MEMPHIS 46

Nov. 23, 1996 • Ottawa, Ont. • Corel Centre (7,000)

#### GAME NOTES

The Badgers erase an eight-point deficit by outscoring Memphis 15-4 over the game's final seven minutes en route to a 49-46 victory over the Tigers at the Corel Centre in Ottawa, Ont. ... Memphis registers just one field goal in the last seven minutes ... Paul Grant scores 20 points and grabs nine rebounds in his Wisconsin debut ... Wisconsin takes its first lead of the game (45-44) on a Sam Okey free throw with 1:03 left to play.

WISCONSIN	MP	FG	3P	FT	R	F	A	T	B	S	TP
Okey	25	3-11	0-1	2-3	6	3	3	5	0	2	8
Daugherty	33	4-11	0-0	0-1	10	3	0	3	0	1	8
Grant	33	6-12	0-0	8-9	9	4	2	4	3	2	20
Auriantal	30	2-7	0-3	0-0	4	2	1	2	0	1	4
Mason	31	1-8	0-1	4-5	3	3	1	4	2	2	6
Kosolcharoen	10	0-2	0-0	0-0	0	1	0	1	0	0	0
Calderwood	23	0-5	0-4	0-0	4	0	3	0	0	2	0
Coleman	12	1-1	0-0	1-1	3	0	0	1	0	0	3
Duany	3	0-0	0-0	0-0	0	0	0	0	0	0	0
team					6			0			
<b>TOTALS</b>	<b>200</b>	<b>17-57</b>	<b>0-9</b>	<b>15-19</b>	<b>45</b>	<b>16</b>	<b>10</b>	<b>20</b>	<b>5</b>	<b>10</b>	<b>49</b>
											(.298)(.000)(.789)

MEMPHIS	MP	FG	3P	FT	R	F	A	T	B	S	TP
Richards	21	0-3	0-0	3-4	6	4	0	3	0	0	3
Henderson	36	7-17	0-2	2-2	10	2	1	6	3	1	16
Brittian	32	4-8	0-0	0-0	3	3	0	2	0	2	8
Garner	39	3-8	0-1	0-1	4	2	3	1	1	5	6
Gales	16	0-2	0-2	0-0	1	1	0	1	0	1	0
Bradford	19	1-2	0-0	0-0	2	2	1	2	0	2	2
Allen, H.	20	0-2	0-2	5-6	3	2	1	2	0	0	5
Allen, C.	5	0-0	0-0	0-0	0	1	0	2	0	0	0
Lyles	12	2-8	2-5	0-0	1	2	0	1	0	0	6
team					4			0			
<b>TOTALS</b>	<b>200</b>	<b>17-50</b>	<b>2-12</b>	<b>10-13</b>	<b>34</b>	<b>19</b>	<b>10</b>	<b>20</b>	<b>6</b>	<b>12</b>	<b>46</b>
											(.340)(.167)(.769)

Halftime: Memphis 28, Wisconsin 20  
 Officials: Ted Hillary, Jim Jenkins, Dave Bair

## Game 2

### WISCONSIN 68 • UNC-WILMINGTON 35

Nov. 30, 1996 • Madison, Wis. • UW Field House (11,354)

#### GAME NOTES

Wisconsin holds an opponent to fewer than 40 points for the first time since 1988 in a 68-35 win over UNC-Wilmington ... Sean Mason leads the Badgers with 13 points ... the Seahawks shoot just .261 from the field, including only .208 in the first half ... the Badgers help force 19 UNCW turnovers and register nine steals.

WISCONSIN	MP	FG	3P	FT	R	F	A	T	B	S	TP
Duany	26	4-7	3-5	0-0	4	1	1	2	0	0	11
Okey	22	4-5	0-1	2-3	6	2	0	2	1	0	10
Grant	21	2-6	0-1	2-3	5	1	3	0	1	0	6
Calderwood	28	2-5	2-4	0-0	4	0	6	1	0	4	6
Mason	19	4-8	2-3	3-5	1	2	1	1	0	3	13
Schuhmacher	6	1-1	1-1	0-2	1	0	0	0	0	0	3
Burkemper	6	1-1	0-0	0-0	1	1	2	0	0	0	2
Vraney	6	0-3	0-0	0-0	2	1	0	0	0	0	0
Auriantal	15	1-2	1-2	1-2	2	0	2	1	0	2	4
Coleman	7	0-0	0-0	0-0	0	1	1	0	1	0	0
Quest	6	0-0	0-0	1-2	3	1	0	0	0	0	1
Daugherty	18	2-4	0-0	0-0	3	1	1	0	0	0	4
Kosolcharoen	20	4-11	0-2	0-0	4	1	1	4	0	0	8
team					1			0			
<b>TOTALS</b>	<b>200</b>	<b>25-53</b>	<b>9-19</b>	<b>9-17</b>	<b>37</b>	<b>12</b>	<b>18</b>	<b>11</b>	<b>3</b>	<b>9</b>	<b>68</b>
											(.472)(.474)(.529)

UNC-WILM.	MP	FG	3P	FT	R	F	A	T	B	S	TP
Byington	29	5-9	3-6	0-0	5	4	0	1	0	1	13
Mayew	34	3-8	0-0	2-2	4	4	0	7	0	1	8
Gibbs	25	1-5	0-0	4-4	4	3	0	1	3	0	6
Danlon	29	2-8	0-2	0-0	2	1	2	2	0	1	4
Franklin	27	0-2	0-0	1-2	8	2	2	1	0	1	1
Tharp	7	0-0	0-0	0-0	0	1	1	0	0	0	0
Spencer	10	0-4	0-0	0-0	0	0	0	1	0	0	0
Toomer	8	0-0	0-0	0-0	1	0	0	0	0	0	0
Simmons	20	1-9	1-7	0-0	3	0	0	3	0	0	3
Wainwright	1	0-0	0-0	0-0	1	0	0	0	0	0	0
Ebong	9	0-1	0-0	0-0	0	1	0	1	0	0	0
team					1			2			
<b>TOTALS</b>	<b>200</b>	<b>12-46</b>	<b>4-15</b>	<b>7-8</b>	<b>29</b>	<b>16</b>	<b>5</b>	<b>19</b>	<b>3</b>	<b>4</b>	<b>35</b>
											(.261)(.267)(.875)

Halftime: Wisconsin 35, UNC-Wilmington 12  
 Officials: Paul Janssen, Mike Spanier, Mark Gelle

## Game 3

### WISCONSIN 64 • TEMPLE 57 (OT)

Dec. 4, 1996 • Philadelphia, Pa. • McGonigle Hall (3,427)

#### GAME NOTES

In one of their biggest wins of the season, the Badgers overcome an early 15-3 deficit as well as 18 first-half turnovers to pull out a hard-fought 64-57 overtime win at Temple's fabled McGonigle Hall in Philadelphia ... Sean Mason leads the Badgers by scoring all 18 of his points in the second half and overtime ... the loss is only Temple's 27th in the 28-year existence of McGonigle Hall.

WISCONSIN	MP	FG	3P	FT	R	F	A	T	B	S	TP
Duany	15	0-2	0-1	0-0	2	0	0	2	0	0	0
Okey	24	2-6	1-1	1-1	9	5	1	2	2	0	6
Grant	39	3-8	0-0	2-4	10	3	0	6	1	0	8
Calderwood	43	4-7	3-4	0-0	5	4	7	4	1	4	11
Mason	30	4-9	1-5	9-10	7	2	3	3	0	0	18
Auriantal	21	4-6	3-4	1-1	2	5	1	2	0	1	12
Kosolcharoen	26	1-3	1-3	0-0	0	3	2	4	0	1	3
Coleman	1	0-0	0-0	0-0	0	0	0	0	0	0	0
Daugherty	26	2-8	0-1	2-4	5	1	1	2	1	0	6
team					7			1			
<b>TOTALS</b>	<b>225</b>	<b>20-49</b>	<b>9-19</b>	<b>15-20</b>	<b>47</b>	<b>23</b>	<b>15</b>	<b>26</b>	<b>5</b>	<b>6</b>	<b>64</b>
											(.408)(.474)(.750)

TEMPLE	MP	FG	3P	FT	R	F	A	T	B	S	TP
Barnes	19	2-3	0-0	0-1	3	5	1	0	0	2	4
Stewart	41	1-9	0-3	2-9	5	2	0	0	1	2	4
Jackson	45	4-11	0-0	2-2	5	3	1	4	0	1	10
Sanchez	34	2-10	0-5	0-1	4	5	3	2	0	5	4
Brokenborough	41	8-16	5-10	5-8	4	1	2	3	1	2	26
Futch	28	2-7	0-2	2-2	6	3	0	0	1	0	6
Dunkley	3	0-1	0-1	0-0	0	0	0	0	0	1	0
Laws	6	1-1	0-0	0-0	1	0	0	0	0	0	2
Sanders	8	0-1	0-1	1-2	0	0	0	1	0	1	1
team					4			1			
<b>TOTALS</b>	<b>225</b>	<b>20-59</b>	<b>5-22</b>	<b>12-25</b>	<b>32</b>	<b>19</b>	<b>7</b>	<b>11</b>	<b>3</b>	<b>14</b>	<b>57</b>
											(.339)(.227)(.480)

Halftime: Temple 23, Wisconsin 17  
 Officials: Art McDonald, Tom Clark, Jody Sylvester



## GAME-BY-GAME REVIEW (CONT.)

### Game 4

#### WISCONSIN 52 • BROWN 30

Dec. 7, 1996 • Madison, Wis. • UW Field House (11,354)

#### GAME NOTES

Wisconsin improves to 4-0 with another suffocating defensive performance in a 52-30 win at home over Brown ... the Bears' 30 points are the second-fewest allowed by the Badgers in a game in the modern era (mid-1940s) ... Brown's .184 field goal shooting performance is the third-lowest of the modern era for a Wisconsin opponent ... Hennssy Auriantal scores a game-high 13 points ... the win is tempered, however, by an ACL injury (left knee) to Sean Mason that will sideline the Badger guard for the remainder of the season.

WISCONSIN	MP	FG	3P	FT	R	F	A	T	B	S	TP
Okey	31	3-12	0-1	0-0	5	3	3	3	1	2	6
Kosolcharoen	33	2-6	1-3	1-2	5	2	0	4	0	2	6
Grant	27	3-8	0-0	4-4	3	2	0	3	1	2	10
Calderwood	34	3-5	2-3	0-0	4	1	3	1	0	5	8
Mason	1	0-0	0-0	0-0	0	0	0	1	0	0	0
Burkemper	5	0-0	0-0	1-2	1	0	0	2	0	0	1
Vraney	3	0-2	0-0	0-0	2	0	0	0	0	0	0
Auriantal	32	5-7	2-3	1-1	7	4	1	2	0	2	13
Coleman	10	0-2	0-0	1-2	2	0	0	1	1	0	1
Quest	3	0-1	0-0	0-0	1	1	0	1	0	0	0
Daugherty	18	3-5	0-0	1-2	1	1	2	1	3	1	7
Schuhmacher team	3	0-0	0-0	0-0	1	0	0	0	0	0	0
<b>TOTALS</b>	<b>200</b>	<b>19-48</b>	<b>5-10</b>	<b>9-13</b>	<b>37</b>	<b>14</b>	<b>9</b>	<b>19</b>	<b>6</b>	<b>14</b>	<b>52</b>
		(.396)	(.500)	(.692)							

BROWN	MP	FG	3P	FT	R	F	A	T	B	S	TP
White	29	0-1	0-0	0-0	3	3	0	1	0	2	0
Sewer	19	1-1	1-1	0-0	2	0	3	1	0	0	3
Krasinski	34	0-7	0-0	2-2	6	2	0	5	2	2	2
Rowley	35	1-6	0-2	6-6	2	2	2	3	0	2	8
Butler	39	3-13	3-10	2-2	4	3	1	7	0	1	11
Lesley	8	0-1	0-0	0-0	0	1	0	1	0	0	0
Bucci	12	0-2	0-1	0-0	2	2	0	1	0	0	0
Caputano	1	0-1	0-1	0-0	0	0	0	0	0	0	0
Kapetanovic	11	1-3	0-0	0-1	1	3	0	1	1	0	2
Sienkiewicz	1	0-0	0-0	1-2	0	0	0	0	0	0	1
Rountree	8	1-2	1-2	0-0	0	3	0	1	0	0	3
Perry	1	0-0	0-0	0-0	0	0	0	0	0	0	0
Forbes	1	0-0	0-0	0-0	0	0	0	0	0	0	0
Vandiver	1	0-1	0-1	0-0	0	0	0	0	0	0	0
team					4						0
<b>TOTALS</b>	<b>200</b>	<b>7-38</b>	<b>5-18</b>	<b>11-13</b>	<b>24</b>	<b>19</b>	<b>6</b>	<b>21</b>	<b>3</b>	<b>7</b>	<b>30</b>
		(.184)	(.278)	(.846)							

Halftime: Wisconsin 27, Brown 18  
 Officials: Dan Chrisman, Steve Skiles, Bill Conner

### Game 5

#### WISCONSIN 61 • UW-MILWAUKEE 41

Dec. 10, 1996 • Madison, Wis. • UW Field House (10,982)

#### GAME NOTES

Sam Okey scores 30 points and adds 17 rebounds — both career highs — and Hennssy Auriantal registers five steals in an excellent defensive performance to lead the Badgers to a 61-41 win at home over UW-Milwaukee ... Okey is the first Badger to score 30 points since Michael Finley's 42-point showing at Eastern Michigan on Dec. 10, 1994.

WISCONSIN	MP	FG	3P	FT	R	F	A	T	B	S	TP
Okey	35	9-15	0-0	12-17	17	2	1	0	1	1	30
Daugherty	26	3-9	0-0	0-0	3	5	0	2	0	2	6
Grant	11	1-4	0-0	0-0	4	4	0	2	0	0	2
Calderwood	39	1-2	1-2	4-4	3	0	8	3	0	0	7
Auriantal	31	3-8	0-1	2-6	1	2	0	2	1	5	8
Burkemper	7	0-0	0-0	0-0	0	0	0	0	0	0	0
Vraney	2	0-0	0-0	0-0	0	0	0	0	0	0	0
Coleman	10	1-2	0-0	0-0	0	0	0	0	0	0	2
Quest	2	0-0	0-0	0-0	1	0	0	0	1	0	0
Duany	18	2-5	0-2	0-0	1	1	2	2	0	0	4
Kosolcharoen	17	1-4	0-1	0-0	0	4	1	0	0	0	2
Schuhmacher team	2	0-1	0-1	0-0	2	0	0	0	0	0	0
<b>TOTALS</b>	<b>200</b>	<b>21-50</b>	<b>1-7</b>	<b>18-27</b>	<b>37</b>	<b>18</b>	<b>12</b>	<b>11</b>	<b>3</b>	<b>8</b>	<b>61</b>
		(.420)	(.143)	(.667)							

UW-MILW.	MP	FG	3P	FT	R	F	A	T	B	S	TP
Parker	15	0-3	0-0	0-0	1	1	0	1	0	1	0
McDuffie	23	1-5	0-0	0-0	3	4	0	4	1	0	2
R. Johnson	27	3-6	0-1	0-1	2	3	0	3	0	3	6
McCabe	29	2-8	2-6	2-7	4	2	1	3	0	0	8
Caldwell	33	2-11	1-3	1-2	1	1	2	5	0	0	6
Kennard	10	1-1	0-0	0-0	2	0	0	2	0	2	2
Pulliams	23	4-9	1-1	0-0	5	3	0	0	1	0	9
D. Johnson	10	0-0	0-0	0-0	0	1	1	0	0	0	0
Anderson	20	0-2	0-0	2-3	3	2	1	4	0	0	2
Gilmore	10	2-3	0-0	2-2	5	2	0	2	0	1	6
team					5						0
<b>TOTALS</b>	<b>200</b>	<b>15-48</b>	<b>4-11</b>	<b>7-15</b>	<b>31</b>	<b>19</b>	<b>5</b>	<b>22</b>	<b>4</b>	<b>5</b>	<b>41</b>
		(.313)	(.364)	(.467)							

Halftime: Wisconsin 29, UW-Milwaukee 20  
 Officials: Eric Harmon, Tom O'Neill, J.D. Collins

### Game 6

#### WISCONSIN 77 • ST. BONAVENTURE 68

Dec. 14, 1996 • Olean, N.Y. • Reilly Center (5,953)

#### GAME NOTES

Sam Okey records his second straight "double-double" (12-12) and Ty Calderwood makes 14-18 from the free throw line in the last six minutes of a 77-68 victory at St. Bonaventure ... the Bonnies' Tim Winn, who scores a game-high 21 points, tallies eight points in the final minute, but Calderwood's free throw shooting keeps the Badgers ahead to stay.

WISCONSIN	MP	FG	3P	FT	R	F	A	T	B	S	TP
Okey	33	5-8	0-0	2-4	12	5	2	2	1	0	12
Auriantal	23	1-5	1-3	0-1	6	3	1	4	0	1	3
Grant	29	6-7	0-0	4-8	1	5	1	5	3	1	16
Calderwood	38	0-2	0-1	14-18	5	3	6	2	0	1	14
Kosolcharoen	37	5-9	0-1	5-6	5	3	2	4	0	0	15
Duany	3	0-1	0-1	0-0	1	0	0	0	0	0	0
Burkemper	14	1-2	1-1	0-0	1	2	0	1	0	0	3
Coleman	8	2-2	0-0	1-4	3	0	0	1	0	0	5
Daugherty	15	2-5	0-0	5-6	2	4	0	2	0	0	9
team					4						0
<b>TOTALS</b>	<b>200</b>	<b>22-41</b>	<b>2-7</b>	<b>31-47</b>	<b>40</b>	<b>25</b>	<b>12</b>	<b>21</b>	<b>4</b>	<b>3</b>	<b>77</b>
		(.537)	(.286)	(.660)							

ST. BONA.	MP	FG	3P	FT	R	F	A	T	B	S	TP
Palmer	36	4-8	0-1	4-6	2	4	2	2	0	1	12
Blackwell	18	1-5	0-0	3-3	3	2	0	1	1	0	5
Durham	23	0-2	0-0	1-2	6	4	0	3	2	3	1
Capers	24	1-10	1-7	2-4	3	1	0	1	0	2	5
McNeill	36	2-12	0-2	2-5	10	5	6	3	0	2	6
Winn	23	7-15	5-11	2-2	1	4	1	1	0	1	21
Cyrus	3	0-0	0-0	0-0	0	1	0	0	0	0	0
McFarland	19	4-9	2-6	0-1	3	5	1	0	0	0	10
Singleton	1	1-2	1-2	1-1	0	0	0	0	0	0	4
Lumsdon	17	2-5	0-2	0-2	6	4	0	0	2	1	4
team					4						0
<b>TOTALS</b>	<b>200</b>	<b>22-68</b>	<b>9-31</b>	<b>15-27</b>	<b>39</b>	<b>31</b>	<b>10</b>	<b>11</b>	<b>5</b>	<b>11</b>	<b>68</b>
		(.324)	(.290)	(.556)							

Halftime: Wisconsin 34, St. Bonaventure 18  
 Officials: Art McDonald, Mike Sanzere, Ron Foxcroft

## GAME-BY-GAME REVIEW (CONT.)

### Game 7

#### PROVIDENCE 59 • WISCONSIN 57

Dec. 23, 1996 • Madison, Wis. • UW Field House (11,500)

#### GAME NOTES

Minus Sam Okey (back spasms), the Badgers lose their first game of the season, a 59-57 decision at home to Big East-foe Providence ... Paul Grant and Sean Daugherty each score 16 points to lead the UW, while Friar forward Austin Croshere tallies a game-high 27 points.

WISCONSIN	MP	FG	3P	FT	R	F	A	T	B	S	TP
Kosalcharoen	29	1-3	1-2	0-1	3	5	2	4	0	2	3
Daugherty	35	6-9	1-2	3-4	7	4	1	2	2	0	16
Grant	34	7-13	0-0	2-4	9	4	0	3	1	0	16
Auriantal	32	2-7	1-4	0-3	3	4	1	4	0	1	5
Calderwood	29	3-6	2-4	4-5	2	4	2	4	0	3	12
Burkemper	2	0-0	0-0	0-0	0	0	0	0	0	0	0
Coleman	11	0-1	0-0	0-1	2	1	0	0	0	1	0
Duany	28	1-7	1-4	2-2	1	1	2	3	0	0	5
team					3						0
<b>TOTALS</b>	<b>200</b>	<b>20-46</b>	<b>6-16</b>	<b>11-20</b>	<b>30</b>	<b>23</b>	<b>8</b>	<b>20</b>	<b>3</b>	<b>7</b>	<b>57</b>
		(.435)	(.375)	(.550)							

PROVIDENCE	MP	FG	3P	FT	R	F	A	T	B	S	TP
Brown	33	4-7	1-2	3-4	4	3	0	1	0	2	12
Croshere	34	7-14	1-3	12-16	5	2	0	2	1	1	27
Garces	32	4-7	0-0	0-2	7	4	0	5	1	0	8
Wright	24	1-1	0-0	0-0	0	4	0	3	0	1	2
Thomas	24	0-5	0-0	2-2	3	2	1	4	0	1	2
Shammgod	31	3-4	0-0	0-0	1	5	7	3	0	2	6
Murdock	18	0-2	0-0	0-0	1	3	0	0	0	0	0
N'Diaye	4	1-2	0-0	0-0	0	0	0	0	0	0	2
team					5						1
<b>TOTALS</b>	<b>200</b>	<b>20-42</b>	<b>2-5</b>	<b>17-24</b>	<b>26</b>	<b>23</b>	<b>8</b>	<b>19</b>	<b>2</b>	<b>7</b>	<b>59</b>
		(.476)	(.400)	(.708)							

Halftime: Providence 28, Wisconsin 24  
 Officials: Ed Hightower, Ted Hillary, Steve Olson

### Game 8

#### WISCONSIN 74 • BALL STATE 59

Dec. 26, 1996 • Madison, Wis. • UW Field House (11,500)

#### GAME NOTES

Four Badgers score in double figures, including a season-high 19-point performance from Sean Daugherty, in a 74-59 victory at home over Ball State ... the Badgers shoot a season-high .583 from the floor ... Ball State's high-scoring Bonzi Wells registers 19 points.

WISCONSIN	MP	FG	3P	FT	R	F	A	T	B	S	TP
Okey	28	4-6	1-1	2-5	6	3	5	2	2	1	11
Daugherty	36	8-15	1-1	2-2	8	2	0	3	2	0	19
Grant	29	7-9	0-0	2-5	7	1	0	0	0	0	16
Auriantal	36	4-5	3-3	3-4	4	2	5	3	0	2	14
Calderwood	35	0-3	0-3	2-2	4	3	1	5	1	2	2
Kosalcharoen	25	3-6	2-2	0-0	2	4	3	3	0	1	8
Duany	9	2-4	0-2	0-1	0	3	0	3	0	0	4
Burkemper	1	0-0	0-0	0-0	0	1	0	1	0	0	0
Coleman	1	0-0	0-0	0-0	0	0	0	0	0	0	0
team					2						1
<b>TOTALS</b>	<b>200</b>	<b>28-48</b>	<b>7-12</b>	<b>11-19</b>	<b>33</b>	<b>19</b>	<b>14</b>	<b>21</b>	<b>5</b>	<b>6</b>	<b>74</b>
		(.583)	(.583)	(.579)							

BALL STATE	MP	FG	3P	FT	R	F	A	T	B	S	TP
Johnson	19	0-2	0-0	1-3	3	2	0	1	0	0	1
Wells	26	8-18	1-5	2-3	8	3	1	6	1	3	19
Reed	27	1-3	0-0	1-2	6	4	2	3	0	1	3
Zachary	31	5-9	3-4	0-0	1	0	0	4	0	0	13
Clemens	30	1-9	0-1	5-9	4	1	2	1	0	1	7
Hankins	9	0-2	0-0	0-0	0	4	0	1	0	0	0
Hosier	6	0-1	0-1	0-0	1	1	1	0	0	1	0
Mason	28	4-9	3-5	0-0	0	0	1	2	0	1	11
Martin	14	2-2	0-0	0-2	4	4	0	0	0	2	4
Smith	8	0-0	0-0	1-2	0	1	1	2	0	1	1
Williams	2	0-0	0-0	0-0	1	0	0	1	0	1	0
team					5						0
<b>TOTALS</b>	<b>200</b>	<b>21-55</b>	<b>7-16</b>	<b>10-21</b>	<b>33</b>	<b>20</b>	<b>8</b>	<b>21</b>	<b>1</b>	<b>11</b>	<b>59</b>
		(.382)	(.438)	(.476)							

Halftime: Wisconsin 36, Ball State 26  
 Officials: Tom Rucker, Ron Grissom, Jerry Petro

### Game 9

#### MARQUETTE 59 • WISCONSIN 52

Dec. 31, 1996 • Milwaukee, Wis. • Bradley Center (15,292)

#### GAME NOTES

Wisconsin is held to just six second-half field goals and is outrebounded for the first time this season in a 59-52 loss to Marquette at the Bradley Center in Milwaukee ... point guard Ty Calderwood misses the game with a knee injury sustained in a practice leading up to the game.

WISCONSIN	MP	FG	3P	FT	R	F	A	T	B	S	TP
Okey	33	3-8	1-3	1-2	6	3	4	2	1	2	8
Daugherty	35	5-12	2-5	0-0	2	4	2	0	0	0	12
Grant	26	4-10	0-0	4-6	3	3	1	0	2	0	12
Duany	33	4-8	4-6	2-2	2	2	0	1	0	1	14
Auriantal	35	1-2	1-2	0-0	7	1	6	6	0	2	3
Kosalcharoen	24	0-4	0-2	2-2	3	4	1	2	0	0	2
Burkemper	4	0-0	0-0	0-0	0	1	1	0	0	0	0
Coleman	10	0-1	0-0	1-4	2	0	0	2	0	0	1
team					3						0
<b>TOTALS</b>	<b>200</b>	<b>17-45</b>	<b>8-18</b>	<b>10-16</b>	<b>28</b>	<b>18</b>	<b>15</b>	<b>13</b>	<b>3</b>	<b>4</b>	<b>52</b>
		(.378)	(.444)	(.625)							

MARQUETTE	MP	FG	3P	FT	R	F	A	T	B	S	TP
Crawford	39	5-14	1-3	3-4	5	2	3	4	0	2	14
Abraham	26	1-2	0-0	1-4	8	3	0	0	2	0	3
Shaw	20	3-5	0-0	0-0	5	2	0	0	1	1	6
Cliff	12	0-1	0-0	0-0	0	2	0	1	0	0	0
Hutchins	34	7-16	4-7	0-1	3	1	4	3	0	3	18
West	19	2-4	1-1	4-6	4	2	3	1	0	0	9
Joseph	8	0-0	0-0	1-2	1	2	0	1	0	0	1
Bergen	30	3-6	1-3	1-2	6	1	1	1	1	0	2
Miller	3	0-0	0-0	0-1	0	0	0	0	0	0	0
Polonowski	3	0-1	0-0	0-0	0	0	0	0	0	0	0
Lovette	6	0-1	0-0	0-0	0	0	0	0	0	0	0
team					2						0
<b>TOTALS</b>	<b>200</b>	<b>21-50</b>	<b>7-14</b>	<b>10-20</b>	<b>34</b>	<b>15</b>	<b>11</b>	<b>11</b>	<b>3</b>	<b>8</b>	<b>59</b>
		(.420)	(.500)	(.500)							

Halftime: Marquette 34, Wisconsin 32  
 Officials: Ed Hightower, Ted Hillary, Tim Higgins



## GAME-BY-GAME REVIEW (CONT.)

### Game 10

#15 MINNESOTA 65 • WISCONSIN 48

Jan. 2, 1997 • Minneapolis, Minn. • Williams Arena (14,351)

#### GAME NOTES

The Badgers and Gophers are tied at 42 with 6:40 left to play before Minnesota scores the game's next eight points and makes 13-14 at the free throw line in the final 2:05 of a 65-48 loss in Minneapolis ... Wisconsin holds Minnesota to its worst field goal shooting performance of the season (.364) ... Gophers guards Bobby Jackson (20) and Eric Harris (16) combine for 36 points, while Sam Okey leads the UW with 16 points.

WISCONSIN	MP	FG	3P	FT	R	F	A	TO	B	S	TP
Okey	32	5-12	2-6	4-5	8	5	2	2	1	2	16
Daugherty	37	5-15	1-2	0-0	10	1	1	2	0	0	11
Grant	33	5-11	0-0	2-3	5	4	1	3	0	3	12
Duany	15	1-5	0-3	0-0	2	0	1	3	0	1	2
Auriantal	19	0-0	0-0	0-0	5	3	0	2	0	0	0
Kosolcharoen	27	2-4	0-2	0-0	1	2	3	3	0	0	4
Calderwood	25	1-3	0-2	1-2	2	2	4	3	0	0	3
Burkemper	8	0-0	0-0	0-0	0	2	2	1	0	0	0
Vraney	1	0-0	0-0	0-0	0	0	0	0	0	0	0
Schuhmacher	1	0-0	0-0	0-0	0	0	0	0	0	0	0
Coleman	1	0-0	0-0	0-0	0	0	0	0	0	0	0
Quest	1	0-0	0-0	0-0	0	0	0	0	0	0	0
team					2			4			
<b>TOTALS</b>	<b>200</b>	<b>19-50</b>	<b>3-15</b>	<b>7-10</b>	<b>35</b>	<b>19</b>	<b>14</b>	<b>23</b>	<b>1</b>	<b>6</b>	<b>48</b>
											<b>(.380)(.200)(.700)</b>

MINNESOTA	MP	FG	3P	FT	R	F	A	TO	B	S	TP
James	30	4-7	0-0	3-7	9	1	0	2	0	2	11
Jacobson	27	3-8	0-3	0-0	5	1	1	1	1	0	6
J. Thomas	28	1-4	0-0	3-4	5	3	0	1	0	1	5
Jackson	36	7-16	2-3	4-4	10	2	4	2	0	3	20
Harris	27	2-9	1-4	11-12	3	2	3	3	0	2	16
Lewis	13	1-3	0-0	0-0	2	2	0	0	0	4	2
Tarver	8	0-2	0-0	0-0	0	0	1	0	1	0	0
C. Thomas	15	1-3	0-0	1-1	1	2	0	2	0	0	3
Winter	12	1-3	0-0	0-0	1	2	0	2	0	0	2
Archambault	1	0-0	0-0	0-0	0	0	0	0	0	0	0
Ja. Stanford	1	0-0	0-0	0-0	0	0	0	0	0	0	0
Je. Stanford	1	0-0	0-0	0-0	0	0	0	0	0	0	0
Stauber	1	0-0	0-0	0-0	0	0	0	0	0	0	0
team					0			0			
<b>TOTALS</b>	<b>200</b>	<b>20-55</b>	<b>3-10</b>	<b>22-28</b>	<b>36</b>	<b>15</b>	<b>9</b>	<b>13</b>	<b>2</b>	<b>12</b>	<b>65</b>
											<b>(.364)(.300)(.786)</b>

Halftime: Minnesota 22, Wisconsin 18  
 Officials: Ted Hillary, Tom Clark, Eric Harmon

### Game 11

WISCONSIN 71 • #12 INDIANA 58

Jan. 4, 1997 • Madison, Wis. • UW Field House (11,500)

#### GAME NOTES

Wisconsin snaps a 31-game losing streak to Indiana with a 71-58 victory over the 12th-ranked Hoosiers at the UW Field House ... the Badgers jump out to a 17-0 lead before Indiana scores ... Wisconsin turns the ball over just five times, the fewest in a game for the Badgers since March 3, 1993 ... Ty Calderwood registers 11 points, six assists and no turnovers for the UW.

WISCONSIN	MP	FG	3P	FT	R	F	A	TO	B	S	TP
Okey	24	4-7	2-3	3-4	5	4	3	1	0	3	13
Daugherty	35	4-11	1-4	4-4	2	2	1	2	0	0	13
Grant	28	3-5	0-0	7-9	4	2	1	0	1	2	13
Auriantal	20	2-7	1-3	2-2	3	3	1	0	0	3	7
Calderwood	37	5-13	1-6	0-1	3	4	6	0	0	1	11
Burkemper	2	0-0	0-0	0-0	1	0	0	0	0	0	0
Coleman	10	1-1	0-0	0-0	0	3	0	0	0	0	2
Duany	23	2-7	1-3	0-0	1	0	1	1	0	0	5
Kosolcharoen	21	2-4	1-3	2-2	1	5	0	1	0	0	7
team					2			0			
<b>TOTALS</b>	<b>200</b>	<b>23-55</b>	<b>7-22</b>	<b>18-22</b>	<b>22</b>	<b>23</b>	<b>13</b>	<b>5</b>	<b>1</b>	<b>9</b>	<b>71</b>
											<b>(.418)(.318)(.818)</b>

INDIANA	MP	FG	3P	FT	R	F	A	TO	B	S	TP
Patterson	27	4-11	1-4	6-6	3	4	1	4	1	1	15
Mujezinovic	12	0-0	0-0	0-2	0	3	0	0	0	0	0
Collier	16	2-4	0-0	2-2	4	2	0	3	0	0	6
Reed	12	0-0	0-0	2-2	2	0	0	2	0	0	2
Guyton	20	1-3	0-1	0-0	2	0	2	4	0	0	2
Lewis	32	5-8	2-2	7-7	6	2	3	5	1	0	19
Paul	3	0-0	0-0	0-0	0	0	0	1	0	0	0
Eggers	14	0-1	0-1	0-0	3	1	1	1	0	0	0
Richardson	5	1-2	0-0	0-0	2	2	0	1	0	0	2
Jimenez	25	2-2	1-1	4-4	2	1	1	2	0	0	9
Miller	16	0-0	0-0	3-4	3	1	0	3	0	0	3
Mandeville	18	0-2	0-1	0-0	2	4	0	0	0	0	0
team					3			0			
<b>TOTALS</b>	<b>200</b>	<b>15-33</b>	<b>4-10</b>	<b>24-27</b>	<b>32</b>	<b>20</b>	<b>8</b>	<b>26</b>	<b>2</b>	<b>1</b>	<b>58</b>
											<b>(.455)(.400)(.889)</b>

Halftime: Wisconsin 35, Indiana 23  
 Officials: Tom Rucker, Randy Drury, Mike Spanier

### Game 12

MICHIGAN STATE 58 • WISCONSIN 50

Jan. 9, 1997 • Madison, Wis. • UW Field House (11,719)

#### GAME NOTES

Michigan State becomes the first team this season to shoot 50 percent from the field against the Badgers and the Spartans come away from Madison with a 58-50 victory in front of an ESPN television audience ... Paul Grant leads the Badgers with 15 points, but the UW shoots just .333 from the field.

WISCONSIN	MP	FG	3P	FT	R	F	A	TO	B	S	TP
Okey	33	3-10	0-1	5-6	5	4	2	2	2	1	11
Daugherty	22	4-7	0-1	0-2	6	5	0	3	1	0	8
Grant	29	6-14	0-0	3-7	4	1	0	0	2	1	15
Auriantal	24	0-5	0-2	2-2	1	3	0	0	0	1	2
Calderwood	40	1-6	1-6	0-0	1	3	1	3	0	2	3
Kosolcharoen	27	2-5	0-0	2-2	1	2	1	0	1	0	6
Coleman	6	0-1	0-0	0-0	0	0	0	0	0	0	0
Duany	19	2-6	1-5	0-0	1	1	1	0	0	0	5
team					5			0			
<b>TOTALS</b>	<b>200</b>	<b>18-54</b>	<b>2-15</b>	<b>12-19</b>	<b>24</b>	<b>19</b>	<b>5</b>	<b>9</b>	<b>5</b>	<b>6</b>	<b>50</b>
											<b>(.333)(.133)(.632)</b>

MICH. STATE	MP	FG	3P	FT	R	F	A	TO	B	S	TP
Peterson	14	1-2	1-1	0-2	0	3	0	1	0	0	3
Smith	34	4-5	0-0	1-2	10	3	0	5	0	1	9
Garavaglia	31	7-12	1-1	2-2	6	4	2	1	0	1	17
Cleaves	29	6-11	1-2	2-3	4	0	5	4	0	1	15
Weathers	25	1-4	1-1	0-1	2	1	1	3	0	1	3
Mull	12	1-1	0-0	0-0	3	0	2	0	0	0	2
Polonowski	14	0-2	0-0	0-0	2	3	0	1	0	0	0
Kelly	22	1-4	0-0	4-4	1	1	0	1	0	1	6
Klein	18	1-2	1-2	0-0	5	2	0	2	0	0	3
Wiley	1	0-0	0-0	0-0	0	1	0	0	0	0	0
team					3			0			
<b>TOTALS</b>	<b>200</b>	<b>22-43</b>	<b>5-7</b>	<b>9-14</b>	<b>36</b>	<b>18</b>	<b>10</b>	<b>18</b>	<b>0</b>	<b>5</b>	<b>58</b>
											<b>(.512)(.714)(.643)</b>

Halftime: Michigan State 26, Wisconsin 24  
 Officials: Gene Manje, Rick Hartzell, Donnee Gray

## GAME-BY-GAME REVIEW (CONT.)

### Game 13

#### IOWA 78 • WISCONSIN 53

Jan. 11, 1997 • Iowa City, Iowa • Carver-Hawkeye Arena (15,500)

#### GAME NOTES

Wisconsin surrenders a season-high 78 points and allows an opponent to shoot .512 from the field for the second consecutive game in a 78-53 loss at Iowa ... five Hawkeyes score in double figures, led by Andre Woolridge's game-high 21 points ... Paul Grant scores 15 points for the Badgers.

WISCONSIN	MP	FG	3P	FT	R	F	A	TO	B	S	TP
Okey	34	3-14	1-5	3-8	11	4	5	1	0	2	10
Daugherty	21	3-5	2-3	0-0	2	3	1	1	0	1	8
Grant	20	6-8	0-0	3-4	5	3	0	1	0	0	15
Auriantal	24	1-6	0-3	0-1	2	5	1	2	0	0	2
Calderwood	31	0-2	0-2	0-0	4	4	5	2	1	2	0
Kosolcharoen	28	2-5	2-3	0-0	1	4	2	3	1	0	6
Duany	20	3-11	2-8	2-5	1	2	0	1	0	0	10
Coleman	9	1-1	0-0	0-2	3	2	0	1	3	0	2
Burkemper	7	0-0	0-0	0-0	0	0	1	1	0	1	0
Quest	2	0-1	0-0	0-2	1	0	0	0	0	0	0
Vraney	2	0-0	0-0	0-0	0	0	0	0	0	0	0
Schuhmacher team	2	0-0	0-0	0-0	0	0	0	0	0	0	0
<b>TOTALS</b>	<b>200</b>	<b>19-53</b>	<b>7-24</b>	<b>8-22</b>	<b>30</b>	<b>27</b>	<b>15</b>	<b>13</b>	<b>5</b>	<b>6</b>	<b>53</b>
		(.358)	(.292)	(.364)							

IOWA	MP	FG	3P	FT	R	F	A	TO	B	S	TP
Bowen	22	5-7	0-1	2-3	7	3	2	0	0	3	12
Koch	22	3-6	1-2	3-4	6	4	1	1	2	0	10
Rucker	24	3-8	0-0	2-2	4	2	0	2	1	0	8
Woolridge	32	6-10	2-3	7-7	1	1	3	6	0	1	21
McCausland	25	3-4	3-4	2-2	5	0	1	1	0	1	11
Bauer	19	0-0	0-0	0-1	0	1	3	1	0	1	0
Robinson	17	0-1	0-0	1-2	4	3	0	1	1	0	1
Moore	18	1-2	0-0	9-10	3	2	1	1	0	4	11
Simmons	7	0-1	0-1	0-0	2	2	0	1	0	0	0
Rebholz	8	1-3	0-0	0-0	3	1	0	1	0	0	2
Luehrsmann	2	0-0	0-0	2-2	0	1	0	0	0	1	2
Welsch	2	0-0	0-0	0-0	0	0	1	0	0	0	0
Rabenold	2	0-1	0-1	0-0	0	0	0	1	0	0	0
team					3			0			
<b>TOTALS</b>	<b>200</b>	<b>22-43</b>	<b>6-12</b>	<b>28-33</b>	<b>38</b>	<b>20</b>	<b>12</b>	<b>16</b>	<b>4</b>	<b>11</b>	<b>78</b>
		(.512)	(.500)	(.848)							

Halftime: Iowa 43, Wisconsin 24  
 Officials: Eric Harmon, Sam Lickliter, Ron Grissom

### Game 14

#### WISCONSIN 64 • PENN STATE 45

Jan. 18, 1997 • Madison, Wis. • UW Field House (11,715)

#### GAME NOTES

The Badgers rebound from back-to-back losses with a 64-45 victory at home over Penn State ... Wisconsin holds the Nittany Lions to .263 field goal shooting and forces 20 Penn State turnovers while recording 11 steals ... four Badgers score in double figures led by 13 points apiece from Sam Okey and Ty Calderwood.

WISCONSIN	MP	FG	3P	FT	R	F	A	TO	B	S	TP
Okey	34	3-11	0-0	7-10	6	2	0	2	1	3	13
Daugherty	25	4-8	0-1	2-2	7	4	0	0	1	1	10
Grant	27	5-12	0-0	2-3	6	3	0	4	2	0	12
Duany	21	2-11	1-5	2-2	2	1	1	2	0	1	7
Calderwood	31	4-6	1-1	4-4	2	4	5	3	0	4	13
Burkemper	2	0-0	0-0	0-0	0	0	1	0	0	0	0
Vraney	1	0-0	0-0	0-0	0	1	0	0	0	0	0
Auriantal	26	2-3	0-0	1-1	3	2	2	0	0	0	5
Coleman	10	1-2	0-0	0-0	3	5	0	1	0	1	2
Quest	1	0-0	0-0	0-2	2	0	0	0	0	0	0
Kosolcharoen	21	1-4	0-1	0-0	5	0	1	0	0	1	2
Schuhmacher team	1	0-1	0-0	0-0	0	0	0	0	0	0	0
<b>TOTALS</b>	<b>200</b>	<b>22-58</b>	<b>2-8</b>	<b>18-24</b>	<b>39</b>	<b>22</b>	<b>10</b>	<b>12</b>	<b>4</b>	<b>11</b>	<b>64</b>
		(.379)	(.250)	(.750)							

PENN STATE	MP	FG	3P	FT	R	F	A	TO	B	S	TP
Stevenson	21	0-2	0-0	3-4	5	3	1	1	0	0	3
Williams	32	1-4	0-1	5-9	4	3	0	1	0	0	7
Booth	27	0-4	0-0	2-3	5	3	0	2	3	1	2
Bailey	34	2-7	0-1	2-2	6	3	1	5	1	1	6
Lisicky	36	6-17	5-11	5-5	5	1	0	5	0	0	22
McGovern	2	0-0	0-0	0-0	0	0	0	1	0	0	0
Fritz	1	0-0	0-0	0-0	0	0	0	0	0	0	0
Metzger	18	0-1	0-0	0-0	1	1	0	1	0	0	0
Pettigrew	3	0-0	0-0	2-4	1	0	0	1	0	0	2
Stephens	16	1-1	0-0	1-1	3	2	1	2	0	0	3
Machamer	1	0-0	0-0	0-0	0	1	0	0	0	0	0
Macklin	4	0-2	0-2	0-0	0	2	0	0	0	1	0
Jackson team	5	0-0	0-0	0-0	0	1	0	0	0	0	0
<b>TOTALS</b>	<b>200</b>	<b>10-38</b>	<b>5-15</b>	<b>20-28</b>	<b>31</b>	<b>20</b>	<b>3</b>	<b>20</b>	<b>4</b>	<b>3</b>	<b>45</b>
		(.263)	(.333)	(.714)							

Halftime: Wisconsin 31, Penn State 18  
 Officials: Tom Rucker, Verl Sell, Randy Drury

### Game 15

#### PURDUE 60 • WISCONSIN 52

Jan. 22, 1997 • West Lafayette, Ind. • Mackey Arena (14,123)

#### GAME NOTES

Wisconsin loses its 24th straight game at Purdue, 60-52, as the Boilermakers outscore the Badgers 9-2 over the last 3:51 of the game in West Lafayette ... Wisconsin outshoots Purdue from the field (.500-.333) but is outscored 25-5 at the free throw line and outrebounded 34-21.

WISCONSIN	MP	FG	3P	FT	R	F	A	TO	B	S	TP
Okey	28	1-4	1-1	0-0	7	5	5	2	1	2	3
Daugherty	29	3-5	1-3	0-0	2	4	1	3	0	0	7
Grant	22	5-7	0-0	0-0	6	5	0	4	3	0	10
Duany	25	2-8	1-4	3-5	1	2	1	0	0	1	8
Calderwood	36	6-9	2-4	0-0	2	2	4	4	0	2	14
Auriantal	21	2-3	0-1	1-2	0	2	2	2	1	1	5
Kosolcharoen	27	2-5	0-1	1-2	0	5	1	4	1	1	5
Coleman	10	0-1	0-0	0-0	1	1	0	0	0	0	0
Vraney	1	0-0	0-0	0-0	0	0	0	0	0	0	0
Shafer team	1	0-0	0-0	0-0	0	0	0	0	0	0	0
<b>TOTALS</b>	<b>200</b>	<b>21-42</b>	<b>5-14</b>	<b>5-9</b>	<b>21</b>	<b>26</b>	<b>14</b>	<b>19</b>	<b>6</b>	<b>7</b>	<b>52</b>
		(.500)	(.357)	(.556)							

PURDUE	MP	FG	3P	FT	R	F	A	TO	B	S	TP
Robinson	26	0-3	0-3	1-2	5	1	1	5	1	0	1
Cardinal	33	2-4	0-1	5-6	4	2	2	0	0	5	9
Miller	37	4-9	0-0	10-13	10	4	3	1	2	1	18
Austin	31	6-17	1-6	4-4	4	2	1	1	0	1	17
Cornell	31	2-7	1-5	1-2	2	3	1	7	0	3	6
Eldridge	28	2-6	1-2	3-3	4	2	4	2	0	1	8
McQuay team	14	0-2	0-0	1-2	2	0	1	0	1	1	1
<b>TOTALS</b>	<b>200</b>	<b>16-48</b>	<b>3-17</b>	<b>25-32</b>	<b>34</b>	<b>14</b>	<b>13</b>	<b>16</b>	<b>4</b>	<b>12</b>	<b>60</b>
		(.333)	(.176)	(.781)							

Halftime: Purdue 31, Wisconsin 30  
 Officials: Steve Welmer, Art McDonald, Dan Chrisman



## GAME-BY-GAME REVIEW (CONT.)

### Game 16

WISCONSIN 73 • ILLINOIS 56

Jan. 25, 1997 • Champaign, Ill. • Assembly Hall (15,448)

#### GAME NOTES

Freshman Duany Duany scores a career-high 20 points and Wisconsin limits Illinois to .279 field goal shooting in a 73-56 victory at Illinois ... Duany makes 5-5 from three-point range, Sam Okey adds 12 points and 16 rebounds and Ty Calderwood nets a career-high 17 points ... the Illini's field goal shooting performance is their worst of the season.

WISCONSIN	MP	FG	3P	FT	R	F	A	TO	B	S	TP
Okey	29	5-10	0-1	2-2	16	4	1	0	1	0	12
Kosolcharoen	2	0-0	0-0	0-0	0	1	0	2	0	0	0
Grant	33	4-11	0-0	4-4	6	3	3	1	2	0	12
Duany	34	7-9	5-5	1-4	3	1	0	1	0	0	20
Calderwood	33	5-6	3-3	4-5	4	4	5	6	0	1	17
Auriantal	22	2-4	1-1	0-0	2	5	2	2	0	0	5
Burkemper	17	0-0	0-0	0-0	1	0	2	4	0	0	0
Shafer	6	0-0	0-0	0-0	0	0	0	0	0	0	0
Coleman	2	0-0	0-0	0-0	0	0	0	0	0	0	0
Daugherty	22	1-4	0-0	5-6	0	3	1	0	0	1	7
team					2			1			
<b>TOTALS</b>	<b>200</b>	<b>24-44</b>	<b>9-10</b>	<b>16-21</b>	<b>34</b>	<b>21</b>	<b>14</b>	<b>17</b>	<b>3</b>	<b>2</b>	<b>73</b>
		(.545)	(.900)	(.762)							

ILLINOIS	MP	FG	3P	FT	R	F	A	TO	B	S	TP
Turner	38	5-14	1-9	2-2	6	2	3	2	0	1	13
Gee	34	4-9	0-0	0-0	3	4	1	1	0	1	8
Gandy	26	2-8	0-2	1-3	10	5	1	1	1	1	5
Garris	37	4-16	0-10	9-11	4	0	3	1	0	1	17
Heldman	32	3-12	2-9	0-0	2	3	0	1	0	2	8
Chukwudebe	4	0-0	0-0	0-0	0	2	0	0	0	0	0
Abdullah	2	0-2	0-1	0-0	0	0	0	0	0	0	0
Notree	13	1-6	0-2	1-2	2	3	0	2	0	0	3
Johnson	13	0-1	0-0	2-2	3	0	1	1	0	0	2
Caldwell	1	0-0	0-0	0-0	0	0	0	0	0	0	0
team					5			0			
<b>TOTALS</b>	<b>200</b>	<b>19-68</b>	<b>3-33</b>	<b>15-20</b>	<b>35</b>	<b>19</b>	<b>9</b>	<b>9</b>	<b>1</b>	<b>6</b>	<b>56</b>
		(.279)	(.091)	(.750)							

Halftime: Wisconsin 31, Illinois 20  
Officials: Jody Silvester, Ron Grissom, Steve Olson

### Game 17

WISCONSIN 65 • NORTHWESTERN 53

Jan. 29, 1997 • Madison, Wis. • UW Field House (11,500)

#### GAME NOTES

Sam Okey scores 17 points and Paul Grant tallies 16 to lead the Badgers to a 65-53 victory at home over Northwestern ... Wisconsin shoots 48 percent from the field and forces 17 Wildcat turnovers.

WISCONSIN	MP	FG	3P	FT	R	F	A	TO	B	S	TP
Duany	25	2-9	0-4	0-1	3	4	0	0	0	0	4
Okey	27	6-6	0-0	5-9	7	4	2	2	1	1	17
Grant	24	7-12	0-0	2-5	1	2	0	0	0	0	16
Auriantal	30	2-7	0-3	2-2	3	3	2	0	0	1	6
Calderwood	37	2-8	0-2	4-6	4	1	3	2	0	5	8
Burkemper	3	0-0	0-0	0-0	1	1	0	0	0	0	0
Coleman	9	1-1	0-0	0-0	3	3	0	1	0	0	2
Daugherty	20	2-5	0-0	0-2	7	4	0	1	0	2	4
Kosolcharoen	25	2-2	0-0	4-4	1	1	1	1	0	0	8
team					1			1			
<b>TOTALS</b>	<b>200</b>	<b>24-50</b>	<b>0-9</b>	<b>17-29</b>	<b>31</b>	<b>23</b>	<b>8</b>	<b>8</b>	<b>1</b>	<b>9</b>	<b>65</b>
		(.480)	(.000)	(.586)							

N'WESTERN	MP	FG	3P	FT	R	F	A	TO	B	S	TP
Branch	32	0-2	0-1	1-4	1	3	1	3	0	0	1
Ammons	22	1-3	0-1	0-0	4	1	0	2	0	1	2
Eschmeyer	32	3-7	0-0	9-10	12	4	2	3	1	0	15
Bonner	24	0-2	0-1	0-0	2	4	0	6	0	0	0
Johnson	37	5-13	1-5	0-0	5	3	2	1	0	0	11
Pameday	24	1-6	1-4	0-0	0	5	0	2	0	1	3
Harmsen	26	7-11	0-0	7-11	5	1	0	0	0	0	21
Hanlon	3	0-0	0-0	0-0	0	0	0	0	0	0	0
team					5			0			
<b>TOTALS</b>	<b>200</b>	<b>17-44</b>	<b>2-12</b>	<b>17-25</b>	<b>34</b>	<b>21</b>	<b>5</b>	<b>17</b>	<b>1</b>	<b>2</b>	<b>53</b>
		(.386)	(.167)	(.680)							

Halftime: Wisconsin 25, Northwestern 18  
Officials: Eric Harmon, Art McDonald, Phil Bova

### Game 18

OHIO STATE 60 • WISCONSIN 42

Feb. 1, 1997 • Columbus, Ohio • St. John Arena (10,001)

#### GAME NOTES

Wisconsin shoots .277 from the field, including just 10 percent in the first half, in a 60-42 loss at Ohio State ... Sean Daugherty scores 16 points, including a career-high four three-pointers, to lead the Badgers.

WISCONSIN	MP	FG	3P	FT	R	F	A	TO	B	S	TP
Duany	18	0-6	0-3	0-0	2	1	0	1	0	0	0
Okey	37	1-4	0-0	4-8	13	2	2	7	0	2	6
Grant	24	2-7	0-0	1-2	6	2	1	2	2	0	5
Auriantal	26	0-4	0-3	2-2	3	4	1	2	0	1	2
Calderwood	32	1-10	1-8	0-0	3	3	2	5	0	2	3
Kosolcharoen	17	0-3	0-2	0-0	0	3	0	2	0	0	0
Daugherty	21	6-10	4-6	0-0	2	3	0	2	0	2	16
Coleman	8	1-1	0-0	2-3	1	0	0	0	1	0	4
Burkemper	10	1-1	0-0	0-0	0	1	1	0	0	0	2
Vraney	3	1-1	0-0	2-2	1	0	0	0	0	0	4
Quest	2	0-0	0-0	0-0	0	2	0	0	0	0	0
Meiners	2	0-0	0-0	0-0	2	0	0	0	0	0	0
team					3			0			
<b>TOTALS</b>	<b>200</b>	<b>13-47</b>	<b>5-22</b>	<b>11-17</b>	<b>36</b>	<b>21</b>	<b>7</b>	<b>21</b>	<b>3</b>	<b>7</b>	<b>42</b>
		(.277)	(.227)	(.647)							

OHIO STATE	MP	FG	3P	FT	R	F	A	TO	B	S	TP
Singleton	26	4-8	0-0	2-3	1	2	1	3	0	0	10
Stonerook	36	2-6	0-0	5-6	4	2	4	1	0	3	9
Lumpkin	34	2-4	0-0	4-7	3	3	1	0	0	1	8
Coleman	30	2-9	1-6	0-0	4	1	1	2	0	2	5
Stringer	29	7-11	4-5	0-0	5	2	5	4	0	2	18
Jackson	6	0-1	0-0	1-2	0	1	0	1	0	0	1
Winston	17	3-4	0-0	0-0	1	1	1	1	0	0	6
Davis	16	1-2	0-0	0-0	2	3	3	1	0	1	2
Jantonio	2	0-0	0-0	0-0	0	0	0	0	0	0	0
Hanna	2	0-0	0-0	1-4	0	1	0	0	0	0	1
May	1	0-1	0-1	0-0	0	0	0	0	0	0	0
Steele	1	0-2	0-1	0	0	1	0	0	0	0	0
team					7			0			
<b>TOTALS</b>	<b>200</b>	<b>21-48</b>	<b>5-13</b>	<b>13-22</b>	<b>27</b>	<b>16</b>	<b>13</b>	<b>0</b>	<b>9</b>	<b>60</b>	
		(.438)	(.385)	(.591)							

Halftime: Ohio State 26, Wisconsin 11  
Officials: Ed Hightower, Eric Harmon, Mark Masariu

## GAME-BY-GAME REVIEW (CONT.)

### Game 19

**WISCONSIN 58 • #13 MICHIGAN 53**

Feb. 6, 1997 • Madison, Wis. • UW Field House (11,500)

#### GAME NOTES

The Badgers rebound from their loss at Ohio State with a 58-53 upset win over 13th-ranked Michigan at the UW Field House ... Paul Grant scores 19 points and Sean Daugherty contributes 14 points and 11 rebounds for the Badgers ... Wisconsin outrebounds the Wolverines 37-19 (UW had 19 offensive rebounds) ... the plus 18 rebounding differential is Wisconsin's largest against a Big Ten opponent since 1975.

WISCONSIN	MP	FG	3P	FT	R	F	A	T	B	S	TP
Okey	33	2-9	0-3	3-4	7	4	7	2	0	2	7
Coleman	15	0-1	0-0	0-2	4	2	0	3	2	0	0
Daugherty	39	5-13	0-3	4-6	11	2	1	2	0	2	14
Calderwood	24	4-9	3-7	2-2	4	2	2	2	0	0	13
Burkemper	21	0-0	0-0	2-2	0	2	2	2	0	0	2
Grant	25	8-11	0-0	3-4	6	1	0	3	0	1	19
Duany	18	0-3	0-1	0-2	1	0	0	0	0	0	0
Auriantal	15	1-2	1-1	0-0	1	2	1	2	0	0	3
Kosolcharoen	10	0-1	0-0	0-0	1	1	0	1	0	0	0
team					2				0		
<b>TOTALS</b>	<b>200</b>	<b>20-49</b>	<b>4-15</b>	<b>14-22</b>	<b>37</b>	<b>16</b>	<b>13</b>	<b>17</b>	<b>2</b>	<b>5</b>	<b>58</b>
		(.408)	(.267)	(.636)							

MICHIGAN	MP	FG	3P	FT	R	F	A	T	B	S	TP
Taylor	7	1-2	0-0	0-0	0	0	0	1	0	0	2
Ward	22	1-6	1-3	0-0	1	0	0	3	0	0	3
Traylor	27	4-5	0-0	1-5	2	5	0	1	1	1	9
Bullock	37	7-14	4-6	2-2	2	1	1	5	0	1	20
Conlan	39	2-4	1-2	0-0	2	3	3	4	0	5	5
Oliver	2	0-0	0-0	0-0	0	1	0	0	0	0	0
Baston	32	2-5	0-0	5-6	7	3	1	1	3	1	9
Hughes	30	2-7	0-1	0-0	1	2	1	0	0	0	4
Vignier	3	0-0	0-0	0-0	0	2	0	0	0	0	0
Streets	1	0-0	0-0	1-2	0	0	0	0	0	0	1
team					4				0		
<b>TOTALS</b>	<b>200</b>	<b>19-43</b>	<b>6-12</b>	<b>9-15</b>	<b>19</b>	<b>17</b>	<b>6</b>	<b>15</b>	<b>4</b>	<b>8</b>	<b>53</b>
		(.442)	(.500)	(.600)							

Halftime: Wisconsin 23, Michigan 22  
 Officials: Jim Burr, Eric Harmon, Dan Chrisman

### Game 20

**WISCONSIN 56 • NORTHWESTERN 44**

Feb. 8, 1997 • Evanston, Ill. • Welsh-Ryan Arena (5,117)

#### GAME NOTES

Wisconsin outrebounds Northwestern 40-27 and limits the Wildcats to just 35 field goal attempts in a 56-44 victory in Evanston ... Ty Calderwood registers a team-high 12 points and Sam Okey grabs a team-high 12 rebounds.

WISCONSIN	MP	FG	3P	FT	R	F	A	T	B	S	TP
Okey	31	1-9	1-4	1-2	12	4	3	0	2	1	4
Daugherty	34	4-10	0-1	0-0	6	4	0	2	0	3	8
Grant	19	4-10	0-0	1-2	5	3	0	0	0	0	9
Calderwood	37	4-10	1-5	3-5	1	2	5	2	0	4	12
Burkemper	30	1-3	0-1	4-4	4	2	1	2	0	0	6
Duany	11	3-4	3-4	0-0	3	1	0	1	1	0	9
Auriantal	17	1-3	1-1	3-4	3	0	2	1	0	0	6
Kosolcharoen	9	1-2	0-0	0-0	1	3	1	1	0	1	2
Shafer	2	0-2	0-1	0-0	0	0	1	0	0	0	0
Coleman	10	0-0	0-0	0-0	1	1	0	1	1	1	0
team					4				1		
<b>TOTAL</b>	<b>200</b>	<b>19-53</b>	<b>6-17</b>	<b>12-17</b>	<b>40</b>	<b>20</b>	<b>13</b>	<b>11</b>	<b>4</b>	<b>10</b>	<b>56</b>
		(.358)	(.353)	(.706)							

N'WESTERN	MP	FG	3P	FT	R	F	A	T	B	S	TP
Ammons	30	2-7	0-0	4-4	5	3	2	2	0	2	8
Branch	33	1-5	0-3	0-4	2	3	1	3	0	1	2
Eschmeyer	35	3-4	0-0	6-8	9	4	0	2	0	1	12
Bonner	37	3-7	3-5	0-0	2	1	0	2	0	0	9
Johnson	30	3-7	0-2	2-4	2	2	4	2	0	0	8
Harmsen	12	1-1	0-0	1-2	3	0	0	1	0	0	3
Hanlon	9	0-1	0-0	0-1	1	1	0	0	0	0	0
Pomeday	11	1-3	0-2	0-0	0	4	0	3	0	1	2
Molnar	3	0-0	0-0	0-0	0	0	0	0	0	0	0
team					3				1		
<b>TOTALS</b>	<b>200</b>	<b>14-35</b>	<b>3-12</b>	<b>13-23</b>	<b>27</b>	<b>18</b>	<b>7</b>	<b>16</b>	<b>0</b>	<b>5</b>	<b>44</b>
		(.400)	(.250)	(.565)							

Halftime: Wisconsin 27, Northwestern 20  
 Officials: Phil Bova, Steve Welmer, Steve Olson

### Game 21

**WISCONSIN 62 • #20 ILLINOIS 45**

Feb. 12, 1997 • Madison, Wis. • UW Field House (11,500)

#### GAME NOTES

The Badgers use a 21-0 second-half run to pull away for a 62-45 victory over No. 20 Illinois at the UW Field House ... the Illini score only 13 points in the second half ... the Badgers hold Illinois scoreless for 11:03 in the second half ... Sam Okey scores 16 points and Sean Daugherty adds 15 points and 11 rebounds for the UW ... it is Wisconsin's first season sweep of Illinois since 1962.

WISCONSIN	MP	FG	3P	FT	R	F	A	T	B	S	TP
Okey	36	5-12	2-3	4-8	9	0	3	1	2	0	16
Daugherty	31	6-13	0-1	3-4	11	1	2	2	0	0	15
Grant	23	2-3	0-0	2-4	3	3	1	1	2	0	6
Calderwood	34	2-11	2-8	1-2	3	4	1	2	0	4	7
Burkemper	21	0-4	0-2	0-0	3	3	1	0	0	1	0
Shafer	1	0-0	0-0	3-4	1	0	0	0	0	0	3
Vraney	1	0-0	0-0	0-0	0	1	0	0	0	0	0
Auriantal	13	0-1	0-1	0-0	0	1	0	0	0	0	0
Coleman	11	2-2	0-0	2-2	2	1	0	0	2	0	6
Quest	1	0-0	0-0	0-0	1	0	0	1	0	0	0
Duany	13	2-6	2-6	1-2	2	1	1	0	0	0	7
Kosolcharoen	14	0-2	0-1	2-2	4	2	0	0	0	0	2
Meiners	1	0-0	0-0	0-0	0	2	0	0	0	0	0
team					2				1		
<b>TOTALS</b>	<b>200</b>	<b>19-54</b>	<b>6-22</b>	<b>18-28</b>	<b>41</b>	<b>19</b>	<b>9</b>	<b>8</b>	<b>6</b>	<b>5</b>	<b>62</b>
		(.352)	(.273)	(.643)							

ILLINOIS	MP	FG	3P	FT	R	F	A	T	B	S	TP
Garris	35	3-16	1-6	6-6	8	1	4	6	0	0	13
Gandy	25	2-8	1-1	1-2	2	3	0	0	0	0	6
Gee	26	3-4	0-0	0-1	9	4	1	2	0	1	6
Heldman	36	3-6	2-3	0-0	5	5	0	2	0	1	8
Turner	31	3-5	2-3	0-0	3	2	2	1	0	1	8
Chukwudebe	13	1-2	0-0	2-3	1	0	0	0	1	0	4
Notree	13	0-2	0-1	0-0	3	2	0	0	0	0	0
Johnson	13	0-2	0-0	0-0	1	3	0	0	2	0	0
Caldwell	1	0-0	0-0	0-0	0	0	0	0	0	0	0
Abdullah	4	0-1	0-1	0-0	0	2	1	2	0	0	0
Freeman	2	0-0	0-0	0-2	0	0	0	0	0	0	0
Bodine	1	0-0	0-0	0-2	0	1	0	0	0	1	0
team					2				0		
<b>TOTALS</b>	<b>200</b>	<b>15-46</b>	<b>6-15</b>	<b>9-16</b>	<b>34</b>	<b>23</b>	<b>8</b>	<b>13</b>	<b>3</b>	<b>4</b>	<b>45</b>
		(.326)	(.400)	(.563)							

Halftime: Illinois 32, Wisconsin 29  
 Officials: Sam Lickliter, Eric Harmon, Dan Chrisman



## GAME-BY-GAME REVIEW (CONT.)

### Game 22

WISCONSIN 69 • PURDUE 52

Feb. 15, 1997 • Madison, Wis. • UW Field House (11,500)

#### GAME NOTES

Four Badgers score in double figures and the UW holds Purdue to its worst field goal shooting performance (.302) of the season in a 69-52 victory at the UW Field House ... Sam Okey registers 20 points to lead the Badgers ... Purdue's Chad Austin scores 23 points, but only six in the second half ... Wisconsin outrebounds the Boilermakers 33-22, shoots .510 from the field and holds Purdue's frontcourt players to 1-for-17 field goal shooting.

WISCONSIN	MP	FG	3P	FT	R	F	A	TO	B	S	TP
Okey	29	10-14	0-2	0-0	5	3	3	4	1	1	20
Daugherty	35	3-7	1-1	3-5	9	4	0	0	0	0	10
Grant	25	2-5	0-0	1-1	3	4	0	4	0	0	5
Calderwood	35	5-11	3-4	4-4	3	3	4	2	0	3	17
Burkemper	21	0-0	0-0	0-0	2	5	3	1	0	0	0
Auriantal	19	5-7	2-2	2-4	3	3	2	2	0	0	14
Coleman	11	0-2	0-0	0-0	3	1	1	1	1	0	0
Duany	6	0-0	0-0	0-0	0	1	0	1	0	0	0
Kosolcharoen team	19	1-5	1-1	0-0	2	0	1	1	0	0	3
TOTALS	200	26-51	7-10	10-14	33	24	14	18	2	5	69
		(.510)	(.700)	(.714)							

PURDUE	MP	FG	3P	FT	R	F	A	TO	B	S	TP
Robinson	29	0-6	0-3	0-0	1	0	1	1	0	1	0
Cardinal	30	1-5	1-1	1-2	2	5	0	2	1	2	4
Miller	16	0-1	0-0	5-6	3	5	0	2	0	1	5
Austin	39	7-16	3-6	6-9	4	0	0	4	0	0	23
Eldridge	26	2-5	2-4	0-0	1	3	3	2	0	1	6
Cornell	25	3-5	0-1	8-11	4	3	1	0	0	1	14
McQuay	26	0-4	0-2	0-0	3	0	1	1	2	0	0
Gilvydis	6	0-1	0-0	0-0	2	0	0	0	0	0	0
Kerkhof	1	0-0	0-0	0-0	0	0	0	0	0	0	0
ten Dam	2	0-0	0-0	0-0	1	0	0	0	0	0	0
team					1			0			
TOTALS	200	13-43	6-17	20-28	22	16	6	12	3	6	52
		(.302)	(.353)	(.714)							

Halftime: Wisconsin 33, Purdue 28  
 Officials: Phil Bova, Verl Sell, Sid Rodeheffer

### Game 23

WISCONSIN 49 • PENN STATE 45

Feb. 19, 1997 • University Park, Pa. • Bryce Jordan Center (13,205)

#### GAME NOTES

Wisconsin wins its fifth straight conference game for the first time since 1962 by erasing a 14-point second-half deficit and defeating Penn State 49-45 at the Bryce Jordan Center in University Park, Pa. ... Hennessy Auriantal's putback with 41 seconds left to play gives the Badgers a 46-45 lead and Duany Duany's steal and subsequent dunk on Penn State's ensuing possession locks up the comeback win ... the victory guarantees Wisconsin no worse than a .500 record in conference play for the first time since 1974 ... it also gives the UW five road wins in a season for the first time since 1962-63.

WISCONSIN	MP	FG	3P	FT	R	F	A	TO	B	S	TP
Okey	34	3-9	1-1	3-3	14	3	3	2	1	0	10
Daugherty	35	1-4	0-0	4-6	3	1	0	1	0	0	6
Grant	26	5-11	0-0	1-2	5	5	2	4	2	0	11
Calderwood	29	2-12	2-7	2-2	2	1	1	3	0	4	8
Burkemper	20	0-0	0-0	0-0	3	2	2	0	0	1	0
Kosolcharoen	10	0-0	0-0	0-0	0	1	0	1	0	0	0
Auriantal	20	2-3	0-0	0-0	2	2	0	0	0	0	4
Coleman	9	0-1	0-0	0-0	1	0	0	2	1	0	0
Duany team	17	4-7	2-4	0-0	3	2	0	2	0	3	10
TOTALS	200	17-47	5-12	10-13	35	17	8	16	4	8	49
		(.362)	(.417)	(.769)							

PENN STATE	MP	FG	3P	FT	R	F	A	TO	B	S	TP
Carlton	31	3-6	0-1	0-0	0	3	1	4	0	0	6
Williams	34	0-3	0-0	2-4	9	1	1	0	0	0	2
Booth	24	3-7	0-0	3-4	0	4	0	1	2	0	9
Bailey	37	5-9	0-1	1-2	4	2	2	1	0	0	11
Lisicky	33	4-11	2-6	0-1	3	0	3	0	0	2	10
Metzger	10	1-1	0-0	0-0	2	1	0	2	1	0	2
Stevenson	15	1-2	0-0	0-0	3	1	0	1	0	1	2
Stephens	12	1-3	0-0	0-0	3	1	0	1	0	0	2
Macklin	3	0-0	0-0	1-2	0	0	1	2	0	1	1
Pettigrew team	1	0-0	0-0	0-0	0	0	0	0	0	0	0
TOTALS	200	18-42	2-8	7-13	24	13	8	12	3	4	45
		(.429)	(.250)	(.539)							

Halftime: Penn State 24, Wisconsin 17  
 Officials: Jody Silvester, Art McDonald, Mike Sanzere

### Game 24

WISCONSIN 49 • IOWA 48

Feb. 26, 1997 • Madison, Wis. • UW Field House (11,500)

#### GAME NOTES

The Badgers complete another incredible comeback when Ty Calderwood connects on a three-pointer from the top of the key with seven seconds left to play to give the UW a 49-48 win over Iowa at the UW Field House ... Paul Grant is 4-14 from the field, but makes a school-record 15-15 from the free throw line ... Grant registers his first career double-double with a career-high 23 points and 10 rebounds ... Wisconsin trails by as many as 15 points in the first half ... Sam Okey and Mike Kosolcharoen combine to steal an Iowa inbound pass from Andre Woolridge with 14.8 seconds left to set up Calderwood's game-winner ... Wisconsin turns the ball over just six times in the game.

WISCONSIN	MP	FG	3P	FT	R	F	A	TO	B	S	TP
Okey	33	1-5	0-1	0-0	7	4	3	0	0	0	2
Daugherty	36	3-11	1-4	0-0	9	2	1	0	0	0	7
Grant	36	4-14	0-0	15-15	10	0	1	2	0	0	23
Burkemper	23	0-0	0-0	0-0	0	2	1	1	0	0	0
Calderwood	38	3-10	2-6	0-0	1	3	2	1	2	1	8
Auriantal	7	1-1	0-0	0-0	0	1	0	0	0	0	2
Coleman	4	0-0	0-0	0-0	0	0	0	0	0	0	0
Duany	18	2-5	2-4	1-3	2	3	0	1	0	0	7
Kosolcharoen team	5	0-0	0-0	0-0	0	1	0	0	0	0	1
TOTALS	200	14-46	5-15	16-18	33	16	8	6	2	2	49
		(.304)	(.333)	(.889)							

IOWA	MP	FG	3P	FT	R	F	A	TO	B	S	TP
Bowen	32	1-2	0-0	4-4	6	3	0	3	0	1	6
Moore	27	3-6	0-0	4-6	9	4	0	1	0	2	10
Rucker	30	1-6	0-0	0-0	6	2	0	0	2	0	2
Woolridge	35	7-20	0-2	3-5	5	1	3	1	0	0	17
McCausland	30	1-3	1-2	0-0	1	1	0	0	0	0	3
Simmons	12	0-1	0-0	1-2	0	2	0	0	0	0	1
Koch	18	3-5	0-1	1-2	3	2	0	2	0	0	7
Luehrsmann team	16	1-4	0-1	0-0	1	1	0	0	0	0	2
TOTALS	200	17-47	1-6	13-19	34	16	3	7	2	3	48
		(.362)	(.167)	(.684)							

Halftime: Iowa 27, Wisconsin 16  
 Officials: Ted Hillary, Tom Clark, Paul Janssen

## GAME-BY-GAME REVIEW (CONT.)

### Game 25

#### MICHIGAN STATE 68 • WISCONSIN 49

March 1, 1997 • East Lansing, Mich. • Breslin Center (15,138)

#### GAME NOTES

Michigan State shoots .531 from the field in a 68-49 victory over the Badgers in East Lansing ... Wisconsin shoots just .385 from the floor and is outrebounded 39-27 ... Paul Grant leads the UW with 12 points, while Spartan forward Jon Garavaglia tallies a game-high 14 points.

WISCONSIN	MP	FG	3P	FT	R	F	A	TO	B	S	TP
Okey	34	5-13	1-4	0-0	6	2	4	4	0	1	11
Daugherty	23	2-5	0-2	2-3	4	4	1	0	2	0	6
Grant	30	6-11	0-0	0-0	4	2	1	3	2	0	12
Calderwood	25	0-4	0-3	0-0	2	3	5	0	0	1	0
Burkemper	19	0-1	0-1	0-0	2	3	1	0	0	2	0
Duany	14	0-3	0-2	1-3	1	0	0	0	0	0	1
Auriantal	15	3-6	1-1	0-0	1	2	0	0	0	0	7
Meiners	1	1-1	0-0	0-0	0	0	0	0	0	0	2
Kosolcharoen	22	3-6	1-2	2-2	0	2	0	6	0	1	9
Shafer	8	0-1	0-0	1-4	0	1	1	0	0	0	1
Vraney	2	0-1	0-0	0-0	1	0	0	0	0	0	1
Coleman	5	0-0	0-0	0-2	2	1	0	0	0	0	0
Quest	2	0-0	0-0	0-0	0	0	0	0	0	0	0
team					4						0
<b>TOTALS</b>	<b>200</b>	<b>20-52</b>	<b>3-15</b>	<b>6-14</b>	<b>27</b>	<b>20</b>	<b>13</b>	<b>13</b>	<b>4</b>	<b>6</b>	<b>49</b>
		(.385)	(.200)	(.429)							

MICH. STATE	MP	FG	3P	FT	R	F	A	TO	B	S	TP
Peterson	24	1-4	0-1	0-0	3	0	1	1	0	1	2
Granger	15	0-3	0-0	0-0	1	1	2	0	0	0	0
Smith	30	2-4	0-0	3-8	12	3	1	1	0	3	7
Weathers	31	4-11	2-4	1-1	3	2	1	1	0	0	11
Cleaves	25	4-5	1-1	1-4	2	1	8	6	0	2	10
Kelley	15	3-7	0-3	2-2	2	1	0	1	0	1	8
Mull	5	1-2	0-1	0-0	0	0	0	0	0	1	2
Thomas	3	1-1	0-0	0-0	1	1	0	1	0	0	2
Webber	2	0-0	0-0	0-0	0	0	0	0	1	0	0
Garavaglia	19	7-7	0-0	0-0	6	1	1	2	0	0	14
Polonowski	12	1-1	0-0	0-0	2	2	0	2	0	0	2
Klein	16	2-4	2-4	3-3	4	2	0	0	0	0	9
Wiley	2	0-0	0-0	1-2	0	1	1	1	0	0	1
Evans	1	0-0	0-0	0-0	0	0	0	0	0	0	0
team					3						0
<b>TOTALS</b>	<b>200</b>	<b>26-49</b>	<b>5-14</b>	<b>11-20</b>	<b>39</b>	<b>15</b>	<b>15</b>	<b>16</b>	<b>1</b>	<b>8</b>	<b>68</b>
		(.531)	(.357)	(.550)							

Halftime: Michigan State 33, Wisconsin 22  
Officials: Tom Rucker, Verl Sell, Mike Spanier

### Game 26

#### #25 INDIANA 70 • WISCONSIN 66

March 5, 1997 • Bloomington, Ind. • Assembly Hall (17,284)

#### GAME NOTES

Wisconsin's valiant effort falls short in a 70-66 loss at No. 25 Indiana ... the Badgers are outscored 18-8 at the free throw line ... Paul Grant scores a team-high 16 points ... IU's Andrae Patterson registers game highs in points (18) and rebounds (eight) ... Wisconsin erases a 10-point Hoosier lead to gain a 53-50 advantage with 7:28 left, but is unable to hang on.

WISCONSIN	MP	FG	3P	FT	R	F	A	TO	B	S	TP
Okey	25	4-5	1-1	2-5	6	5	3	2	0	0	11
Daugherty	26	6-11	1-4	0-0	6	1	1	1	0	0	13
Grant	29	8-13	0-0	0-0	7	5	1	1	1	1	16
Calderwood	33	4-11	1-4	4-5	4	3	5	2	0	1	13
Burkemper	17	0-1	0-1	0-0	3	2	2	1	0	0	0
Coleman	7	0-0	0-0	0-2	1	2	0	0	0	0	0
Duany	15	2-7	0-3	0-0	0	1	0	2	0	0	4
Kosolcharoen	32	3-9	1-2	2-2	2	1	0	1	0	3	9
Auriantal	14	0-2	0-0	0-0	3	1	4	2	0	0	0
Shafer	2	0-0	0-0	0-0	0	0	0	0	0	0	0
team					2						0
<b>TOTALS</b>	<b>200</b>	<b>27-59</b>	<b>4-15</b>	<b>8-14</b>	<b>34</b>	<b>21</b>	<b>16</b>	<b>12</b>	<b>1</b>	<b>5</b>	<b>66</b>
		(.458)	(.267)	(.571)							

INDIANA	MP	FG	3P	FT	R	F	A	TO	B	S	TP
Patterson	27	6-11	0-0	6-9	8	3	2	2	2	3	18
Mujezinovic	15	2-3	0-0	4-4	7	4	0	2	0	0	8
Collier	22	1-3	0-0	0-0	3	1	0	2	2	0	2
Reed	38	5-12	2-6	3-4	2	1	2	0	0	1	15
Guyton	34	4-7	1-2	2-2	1	0	5	2	2	0	11
Richardson	6	1-2	1-1	0-0	2	1	0	2	0	0	3
Lewis	25	2-4	1-1	3-5	3	2	3	4	0	0	8
Mandeville	17	1-3	0-0	0-0	2	2	0	1	0	0	2
Miller	12	1-3	1-2	0-2	1	3	0	0	0	0	3
Jimenez	4	0-0	0-0	0-0	1	0	2	0	0	0	0
team					4						0
<b>TOTALS</b>	<b>200</b>	<b>23-48</b>	<b>6-12</b>	<b>18-26</b>	<b>34</b>	<b>17</b>	<b>14</b>	<b>15</b>	<b>6</b>	<b>4</b>	<b>70</b>
		(.479)	(.500)	(.692)							

Halftime: Indiana 25, Wisconsin 21  
Officials: Sid Rodeheffer, Glenn Mayborg, Dan Crisman

### Game 27

#### WISCONSIN 66 • #2 MINNESOTA 65

March 8, 1997 • Madison, Wis. • UW Field House (11,500)

#### GAME NOTES

Ty Calderwood scores a career-high 19 points, including two game-winning free throws with 11.8 seconds left to play, to lead the Badgers to a 66-65 upset win at home over second-ranked Minnesota ... the Badgers erase a 10-point Gopher first-half lead and prevent a three-game losing streak for the ninth time in the Bennett era ... Calderwood and Sam Okey combine to steal the ball from Gopher Sam Jacobson with two seconds left to play to seal the win.

WISCONSIN	MP	FG	3P	FT	R	F	A	TO	B	S	TP
Okey	39	3-6	1-2	5-6	9	1	1	6	2	3	12
Daugherty	24	3-8	1-2	4-4	7	3	1	1	0	0	11
Grant	39	4-11	0-0	9-11	4	2	2	4	2	1	17
Calderwood	37	6-15	3-8	4-4	4	3	3	3	0	2	19
Burkemper	18	0-1	0-1	0-0	2	2	0	1	0	0	0
Auriantal	20	1-2	1-1	0-2	0	4	3	0	0	0	3
Duany	4	0-0	0-0	0-0	0	1	0	0	0	0	0
Kosolcharoen	19	1-1	1-1	1-2	1	4	0	0	0	0	4
team					3						0
<b>TOTALS</b>	<b>200</b>	<b>18-44</b>	<b>7-15</b>	<b>23-29</b>	<b>30</b>	<b>20</b>	<b>10</b>	<b>15</b>	<b>4</b>	<b>6</b>	<b>66</b>
		(.409)	(.467)	(.793)							

MINNESOTA	MP	FG	3P	FT	R	F	A	TO	B	S	TP
James	26	2-3	0-0	3-6	3	4	1	0	0	1	7
Jacobson	17	4-8	3-6	0-0	4	4	0	3	0	1	11
Thomas	18	1-7	0-0	2-2	2	3	2	1	1	0	4
Jackson	34	5-15	2-4	5-7	8	2	2	4	0	0	17
Harris	22	1-3	0-0	2-2	1	2	1	2	0	3	4
Lewis	23	3-7	0-2	4-4	3	1	1	1	0	2	10
Thomas	24	2-4	2-2	3-5	2	0	0	0	0	1	9
Tarver	14	1-1	0-0	1-2	5	0	0	0	0	0	3
Winter	22	0-1	0-0	0-0	2	4	0	1	0	0	0
team					3						2
<b>TOTALS</b>	<b>200</b>	<b>19-49</b>	<b>7-14</b>	<b>20-28</b>	<b>33</b>	<b>20</b>	<b>7</b>	<b>14</b>	<b>1</b>	<b>8</b>	<b>65</b>
		(.388)	(.500)	(.714)							

Halftime: Minnesota 36, Wisconsin 29  
Officials: Paul Janssen, Ted Hillary, Art McDonald



## GAME-BY-GAME REVIEW (CONT.)

### Game 28

TEXAS 71 • WISCONSIN 58

NCAA East Region, First Round • March 14, 1997 • Pittsburgh, Pa. • Pittsburgh Civic Arena (17,300)

#### GAME NOTES


Wisconsin falls behind by 12 points early in the first half and can't recover in a 71-58 loss to the Longhorns in the first round of the NCAA Tournament ... Texas guard Reggie Freeman hits for a game-high 31 points ... Sam Okey registers 17 points and 10 boards to pace the Badgers, who cut the Longhorn margin to seven points early in the second half but get no closer ... the NCAA appearance is Wisconsin's second in 50 years.

WISCONSIN	MP	FG	3P	FT	R	F	A	T	B	S	TP
Okey	30	5-8	0-2	7-10	10	4	6	5	0	0	17
Daugherty	38	4-5	0-1	1-2	6	2	3	1	1	0	9
Grant	24	4-8	0-0	8-10	4	5	0	2	1	0	16
Auriantal	24	1-6	0-1	0-0	4	3	1	2	0	1	2
Burkemper	22	0-1	0-0	0-0	0	1	2	1	0	0	0
Duany	8	0-1	0-1	0-2	0	1	0	0	0	0	0
Calderwood	23	3-11	3-6	0-1	7	5	2	3	0	3	9
Meiners	1	0-0	0-0	0-0	0	0	0	0	0	0	0
Kosolcharoen	19	0-4	0-2	3-4	2	1	1	1	0	1	3
Shafer	3	0-1	0-1	0-0	0	0	0	0	0	0	0
Vraney	2	1-1	0-0	0-0	0	0	0	0	0	0	2
Coleman	4	0-0	0-0	0-0	0	0	0	0	0	0	0
Quest team	2	0-0	0-0	0-0	1	0	0	1	0	0	0
<b>TOTALS</b>	<b>200</b>	<b>18-46</b>	<b>3-14</b>	<b>19-29</b>	<b>35</b>	<b>22</b>	<b>15</b>	<b>17</b>	<b>2</b>	<b>5</b>	<b>58</b>
											(.391)(.214)(.655)

TEXAS	MP	FG	3P	FT	R	F	A	T	B	S	TP
Muoneke	19	1-1	0-0	0-0	3	2	0	1	1	0	2
Clock	25	2-5	1-3	10-10	5	4	1	5	0	3	15
Jordan	19	1-1	0-0	0-0	1	4	0	0	0	0	2
Vazquez	28	1-5	0-4	0-1	1	4	3	1	0	1	2
Freeman	38	11-19	2-7	7-8	3	4	3	4	1	0	31
Quarles	15	1-5	0-0	0-1	7	4	0	1	0	0	2
Coleman	9	0-4	0-3	3-5	2	0	0	0	0	0	3
Perryman	25	3-9	2-8	4-4	3	1	0	2	0	1	12
Goode	1	0-0	0-0	0-0	0	0	0	0	0	0	0
Clark	19	1-2	0-0	0-0	4	2	0	0	0	0	2
Dixon	2	0-0	0-0	0-0	0	0	0	0	0	0	0
team					5						0
<b>TOTALS</b>	<b>200</b>	<b>21-51</b>	<b>5-25</b>	<b>24-29</b>	<b>34</b>	<b>25</b>	<b>7</b>	<b>14</b>	<b>2</b>	<b>5</b>	<b>71</b>
											(.412)(.200)(.828)

Halftime: Texas 33, Wisconsin 24  
 Officials: Charles Range, Dick Cartmell, Gerald Seibert

### Paul Grant, C 1996-97 Senior



David Stuka

**SENIOR (1996-97):** Named honorable mention all-Big Ten by coaches and media ... team's lone senior led the club in scoring (12.5), FG shooting (.494) and blocked shots (1.2) ... registered 34 blocks (tied for eighth in Wisconsin history) to rank among Big Ten leaders ... named to academic all-Big Ten team ... named to GTE Academic All-District 5 team, which qualifies him for academic all-America consideration ... earned team's Badger Award (player who best exemplifies the qualities of humility, passion, unity, servanthood and thankfulness) and team's Scholar-Athlete Award ... double-figure points in last six games (15.8 average) ... made 32 of last 36 free throws (.889) in contests vs. Iowa (a school-record 15-of-15), Minnesota (9-of-11) and Texas (8-of-10) ... recorded a "double-double" in win over Iowa (23 points and 10 rebounds) ... credited with 20 points, nine rebounds, three blocks and two steals in Badger debut vs. Memphis ... Team-best 19 points (8-11 from the field) in win over No. 13 Michigan ... tallied 16 points in 24 minutes in NCAA Tournament first-round game vs. Texas.

**(1995-96):** Sat out season after transferring to Wisconsin from Boston College in August of 1995.

**AT BOSTON COLLEGE (1993-95):** Played first three collegiate seasons (1993-95) at Boston College ... saw action in 88 games, including 34 starts, and averaged 4.3 points, 2.8 rebounds and 0.6 blocks per game ... shot .502 from the floor ... registered 19 points and eight rebounds vs. St. John's and career-high 20 points and eight boards against Connecticut in back-to-back games as a junior.

**HIGH SCHOOL:** All-state choice at Birmingham (Mich.) Brother Rice where he averaged 23 points, nine rebounds and 4.5 blocked shots as a senior ... earned Nike all-America honors ... two-time, first-team, all-Catholic League choice ... team MVP in each of his last two seasons.

**PERSONAL:** Born Jan. 6, 1974, in Pittsburgh, Pa. ... parents are Marlana and Jim Grant ... English major.

### Grant's Career Statistical Totals

Games Played: 116	Total Rebounds: 389
Games Started: 60	Rebounding Average: 3.4
Field Goals Made: 284	Assists: 46
Field Goals Attempted: 570	Turnovers: 158
Field Goal Percentage: .498	Blocked Shots: 87
Three-point Field Goals Made: 0	Steals: 26
Three-point Field Goal Attempts: 2	Personal Fouls: 254
Three-point Field Goal Percentage: .000	Disqualifications: 10
Free Throws Made: 160	Minutes Played Average: 16.8
Free Throws Attempted: 229	Points: 728
Free Throw Percentage: .699	Scoring Average: 6.3

# BIG TEN STATISTICS

## All Games (Individual)

.....

SCORING	GP	PTS	AVG
1. Andre Woolridge, IA	32	645	20.16
2. Kiwane Garris, IL	32	622	19.44
3. Chad Austin, PU	30	510	17.00
4. Pete Lisicky, PS	27	439	16.26
5. Louis Bullock, MI	35	569	16.25
6. Bobby Jackson, MN	35	534	15.25
7. Damon Stringer, OS	27	409	15.15
8. Brad Miller, PU	30	430	14.33
9. Evan Eschmeyer, NU	29	410	14.14
10. Sam Jacobson, MN	35	480	13.71

FIELD GOAL PCT.	FGM	FGA	PCT.
1. Evan Eschmeyer, NU	147	240	0.613
2. Robert Traylor, MI	190	342	0.556
3. Andrae Patterson, IN	151	321	0.470
4. Andre Woolridge, IA	216	472	0.458
5. Sam Jacobson, MN	188	411	0.457
Louis Bullock, MI	181	396	0.457
7. Damon Stringer, OS	143	320	0.447
8. Bobby Jackson, MN	191	433	0.441
9. Pete Lisicky, PS	148	356	0.416
10. Chad Austin, PU	162	402	0.403

FREE THROW PCT.	FTM	FTA	PCT.
1. Neil Reed, IN	146	171	0.854
2. Damon Stringer, OS	68	81	0.840
3. Kiwane Garris, IL	204	245	0.833
4. Louis Bullock, MI	106	128	0.828
5. Michael Lewis, IN	87	109	0.798
6. Eric Harris, MN	137	173	0.792
7. Bobby Jackson, MN	121	154	0.786
8. Brad Miller, PU	171	220	0.777
9. Chad Austin, PU	116	150	0.773
10. Andrae Patterson, IN	97	128	0.758

3-POINT FG PCT.	FGM	FGA	PCT.
1. Kent McCausland, IA	70	134	0.522
2. Louis Bullock, MI	101	214	0.472
3. Damon Stringer, OS	55	128	0.430
4. Matt Heldman, IL	64	153	0.418
5. Ray Weathers, MS	53	130	0.408
6. Neil Reed, IN	57	141	0.404
7. Kevin Turner, IL	62	157	0.395
8. Sam Jacobson, MN	61	155	0.394
9. Andre Woolridge, IA	58	149	0.389
10. Chad Austin, PU	70	181	0.387

REBOUNDING	GP	REB	AVG
1. Antonio Smith, MS	29	306	10.55
2. Ryan Bowen, IA	29	264	9.10
3. Sam Okey, WI	27	230	8.52
4. Brad Miller, PU	30	249	8.30
5. Evan Eschmeyer, NU	29	235	8.10
6. Robert Traylor, MI	35	271	7.74
7. Shaun Stonerook, OS	27	207	7.67
8. Courtney James, MN	34	244	7.18
9. Maceo Baston, MI	34	231	6.79
10. Phil Williams, PS	24	162	6.75

## 1996-97 Big Ten Standings

	League Games			Overall		
	W	L	PCT.	W	L	PCT.
1. Minnesota	16	2	.889	31	4	.886
2. Iowa	12	6	.667	22	10	.688
Purdue	12	6	.667	18	12	.600
4. WISCONSIN	11	7	.611	18	10	.643
Illinois	11	7	.611	22	10	.688
6. Michigan	9	9	.500	24	11	.686
Indiana	9	9	.500	22	11	.667
Michigan State	9	9	.500	17	12	.586
9. Ohio State	5	13	.278	10	17	.370
10. Penn State	3	15	.167	10	17	.370
11. Northwestern	2	16	.111	7	22	.241

ASSISTS	GP	AST	AVG
1. Andre Woolridge, IA	32	192	6.00
2. Kiwane Garris, IL	32	180	5.63
3. Mateen Cleaves, MS	29	146	5.03
4. Travis Conlan, MI	35	157	4.49
5. Damon Stringer, OS	27	120	4.44
6. Ryan Bailey, PS	27	113	4.19
7. Bobby Jackson, MN	35	139	3.97
8. A.J. Guyton, IN	33	129	3.91
9. Eric Harris, MN	35	133	3.80
10. Ty Calderwood, WI	27	101	3.74

STEALS	GP	STL	AVG
1. Ty Calderwood, WI	27	63	2.33
2. Bobby Jackson, MN	35	74	2.11
3. Eric Harris, MN	35	69	1.97
4. Damon Stringer, OS	27	52	1.93
Ryan Bowen, IA	29	56	1.93
6. Brad Miller, PU	30	53	1.77
7. Brian Cardinal, PU	30	51	1.70
8. Shaun Stonerook, OS	27	44	1.63
Kiwane Garris, IL	32	52	1.63
10. Travis Conlan, MI	35	54	1.54

BLOCKS	GP	BLK	AVG
1. Calvin Booth, PS	27	89	3.30
2. Brad Miller, PU	30	46	1.53
3. Andrae Patterson, IN	30	39	1.30
4. Guy Rucker, IA	32	39	1.22
5. Gary McQuay, PU	29	35	1.21
Paul Grant, WI	28	34	1.21
7. Evan Eschmeyer, NU	29	34	1.17
8. Jason Collier, IN	33	34	1.03
9. Robert Traylor, MI	35	36	1.02
10. Maceo Baston, MI	34	34	1.00

## All Games (Team)

.....

SCORING OFFENSE	GP	PTS	AVG
1. Minnesota	35	2741	78.31
2. Illinois	32	2448	76.50
3. Michigan	35	2595	74.14
4. Indiana	33	2397	72.64
5. Iowa	32	2314	72.31
6. Purdue	30	2162	72.07
7. Ohio State	27	1887	69.89
8. Michigan State	29	2025	69.83
9. Penn State	27	1634	60.52
10. Northwestern	29	1717	59.21
11. Wisconsin	28	1654	59.07

SCORING DEFENSE	GP	PTS	AVG
1. Wisconsin	28	1548	55.29
2. Minnesota	35	2218	63.37
3. Iowa	32	2038	63.69
4. Michigan State	29	1905	65.69
5. Penn State	27	1780	65.93
6. Northwestern	29	1936	66.76
7. Michigan	35	2380	68.00
8. Indiana	33	2247	68.09
9. Illinois	32	2197	68.66
10. Ohio State	27	1894	70.15
11. Purdue	30	2122	70.73

SCORING MARGIN	OFF	DEF	+/-
1. Minnesota	78.31	63.37	14.94
2. Iowa	72.31	63.69	8.62
3. Illinois	76.50	68.66	7.84
4. Michigan	74.14	68.00	6.14
5. Indiana	72.64	68.09	4.55
6. Michigan State	69.83	65.69	4.14
7. Wisconsin	59.07	55.29	3.78
8. Purdue	72.07	70.73	1.34
9. Ohio State	69.89	70.15	-0.26
10. Penn State	60.52	65.93	-5.41
11. Northwestern	59.21	66.76	-7.55



## BIG TEN STATISTICS (CONT.)

FREE THROW PCT.	FTM	FTA	PCT
1. Indiana	674	880	0.766
2. Illinois	514	691	0.744
3. Purdue	536	741	0.723
4. Iowa	504	719	0.701
5. Minnesota	563	829	0.679
6. Penn State	351	518	0.678
7. Ohio State	352	528	0.667
8. Wisconsin	377	569	0.663
9. Michigan State	379	577	0.657
10. Michigan	530	809	0.655
11. Northwestern	332	548	0.606

FG PCT. OFFENSE	FGM	FGA	PCT
1. Minnesota	1007	2104	0.479
2. Iowa	813	1711	0.475
3. Ohio State	706	1513	0.467
4. Michigan	931	2017	0.462
5. Michigan State	753	1666	0.452
6. Illinois	848	1917	0.442
7. Indiana	772	1764	0.438
8. Purdue	727	1717	0.423
9. Northwestern	625	1490	0.419
10. Penn State	579	1384	0.418
11. Wisconsin	570	1391	0.410

FG PCT. DEFENSE	FGM	FGA	PCT
1. Wisconsin	502	1329	0.378
2. Minnesota	752	1952	0.385
3. Iowa	747	1787	0.418
4. Indiana	826	1957	0.422
5. Michigan	870	2057	0.423
6. Penn State	644	1500	0.429
7. Ohio State	615	1431	0.430
8. Michigan State	679	1572	0.432
9. Northwestern	685	1572	0.436
10. Purdue	817	1799	0.454
11. Illinois	782	1705	0.459

3-PT. FG PCT. OFF.	FGM	FGA	PCT
1. Iowa	184	464	0.397
2. Michigan	203	528	0.384
3. Illinois	238	632	0.377
4. Indiana	179	479	0.374
5. Minnesota	164	474	0.346
6. Purdue	172	508	0.339
7. Ohio State	123	364	0.338
8. Penn State	125	371	0.337
Wisconsin	137	406	0.337
10. Michigan State	140	437	0.320
11. Northwestern	135	465	0.290

3-PT. FG PCT. DEF.	FGM	FGA	PCT
1. Michigan State	129	420	0.307
2. Minnesota	199	642	0.310
3. Wisconsin	128	408	0.314
4. Michigan	200	611	0.327
5. Ohio State	169	516	0.328
6. Indiana	181	543	0.333
7. Northwestern	154	458	0.336
8. Illinois	158	463	0.341
9. Purdue	160	442	0.362
Iowa	219	605	0.362
11. Penn State	140	372	0.376

REBOUND MARGIN	OFF	DEF	+/-
1. Iowa	38.47	28.66	9.81
2. Michigan State	37.66	31.72	5.94
3. Minnesota	39.20	33.94	5.26
4. Michigan	37.17	34.40	2.77
5. Wisconsin	33.96	31.61	2.35
6. Penn State	34.33	33.30	1.03
7. Indiana	35.85	35.24	0.61
8. Purdue	35.70	35.63	0.07
9. Northwestern	34.03	34.03	0.00
10. Illinois	33.63	34.97	-1.34
11. Ohio State	31.78	33.93	-2.15

BLOCKS	GP	BLK	AVG
1. Penn State	27	130	4.81
2. Iowa	32	130	4.06
3. Indiana	33	131	3.97
4. Purdue	30	116	3.87
5. Michigan	35	125	3.57
6. Wisconsin	28	97	3.46
7. Minnesota	35	111	3.17
8. Michigan State	29	71	2.45
9. Northwestern	29	61	2.10
10. Illinois	32	63	1.97
11. Ohio State	27	44	1.63

ASSISTS	GP	AST	AVG
1. Ohio State	27	445	16.48
2. Illinois	32	515	16.09
3. Minnesota	35	561	16.02
4. Purdue	30	442	14.73
5. Iowa	32	469	14.66
6. Indiana	33	459	13.91
7. Michigan State	29	399	13.76
8. Northwestern	29	386	13.31
9. Michigan	35	433	12.37
10. Wisconsin	28	332	11.86
11. Penn State	27	315	11.67

STEALS	GP	STL	AVG
1. Minnesota	35	319	9.11
2. Purdue	30	250	8.33
3. Illinois	32	249	7.78
4. Iowa	32	242	7.56
5. Ohio State	27	191	7.07
6. Wisconsin	28	187	6.68
7. Michigan	35	229	6.54
8. Northwestern	29	188	6.48
9. Indiana	33	212	6.42
10. Michigan State	29	169	5.83
11. Penn State	27	147	5.44

FIELD GOAL PCT.	FGM	FGA	PCT
1. Evan Eschmeyer, NU	108	164	0.659
2. Robert Traylor, MI	96	160	0.600
3. Guy Rucker, IA	96	182	0.527
4. Louis Bullock, MI	96	205	0.468
5. Sam Jacobsen, MN	94	205	0.459
6. Bobby Jackson, MN	108	237	0.456
7. Ray Weathers, MS	93	206	0.451
8. Andre Woolridge, IA	123	277	0.444
9. Damon Stringer, OS	92	211	0.436
10. Chad Austin, PU	108	248	0.435

FREE THROW PCT.	FTM	FTA	PCT
1. Louis Bullock, MI	50	56	0.893
2. Kiwane Garris, IL	125	144	0.868
3. A.J. Guyton, IN	45	52	0.865
4. Neil Reed, IN	77	91	0.846
5. Michael Lewis, IN	54	68	0.794
Eric Harris, MN	81	102	0.794
Brad Miller, PU	104	131	0.794
8. Charlie Miller, IN	54	69	0.783
9. Andre Woolridge, IA	96	125	0.768
10. Chad Austin, PU	80	105	0.762

3-PT FG PCT.	FGM	FGA	PCT
1. Kent McCausland, IA	42	83	0.506
2. Louis Bullock, MI	51	106	0.481
3. Damon Stringer, OS	36	80	0.450
4. Chad Austin, PU	48	113	0.425
5. Sam Jacobson, MN	32	76	0.421
6. Neil Reed, IN	32	77	0.416
7. Kevin Turner, IL	42	104	0.404
8. Matt Heldman, IL	34	86	0.395
9. A.J. Guyton, IN	36	92	0.391
10. Andre Woolridge, IA	34	88	0.386

REBOUNDING	GP	REB	AVG
1. Antonio Smith, MS	18	204	11.33
2. Evan Eschmeyer, NU	18	160	8.89
3. Sam Okey, WI	18	153	8.50
4. Ryan Bowen, IA	18	149	8.28
5. Brad Miller, PU	18	141	7.83
6. Robert Traylor, MI	18	133	7.39
7. Courtney James, MN	18	129	7.17
8. Maceo Baston, MI	18	125	6.94
9. Bobby Jackson, MN	18	121	6.72
10. Shaun Stonerook, OS	18	119	6.61

ASSISTS	GP	AST	AVG
1. Andre Woolridge, IA	18	110	6.11
2. Kiwane Garris, IL	18	90	5.00
3. Maceo Baston, MS	18	85	4.72
4. Ryan Bailey, PS	18	78	4.33
5. Travis Conlan, MI	18	74	4.11
6. Bobby Jackson, MN	18	73	4.06
Eric Harris, MN	18	73	4.06
8. Damon Stringer, OS	18	72	4.00
9. A.J. Guyton, IN	18	68	3.78
10. Shaun Stonerook, OS	18	67	3.72

STEALS	GP	STL	AVG
1. Bobby Jackson, MN	18	44	2.44
2. Ty Calderwood, WI	18	39	2.17
3. Ryan Bowen, IA	18	37	2.06
4. Brad Miller, PU	18	33	1.83
Travis Conlan, MI	18	33	1.83

### Conference Games (Individual)

SCORING	GP	PTS	AVG
1. Andre Woolridge, IA	18	376	20.89
2. Kiwane Garris, IL	18	369	20.50
3. Chad Austin, PU	18	344	19.11
4. Evan Eschmeyer, NU	18	306	17.00
5. Louis Bullock, MI	18	293	16.28
6. Bobby Jackson, MN	18	289	16.06
7. Pete Lisicky, PS	18	288	16.00
8. A.J. Guyton, IN	18	265	14.72
9. Damon Stringer, OS	18	261	14.50
10. Ray Weathers, MS	18	249	13.83

## BIG TEN STATISTICS (CONT.)

6. Shaun Stonerook, OS	18	32	1.78
7. Eric Harris, MN	18	31	1.72
Jaraan Cornell, PU	18	31	1.72
9. Kiwane Garris, IL	18	30	1.67
Brian Cardinal, PU	18	30	1.67

BLOCKS			
	GP	BLK	AVG
1. Calvin Booth, PS	18	45	2.50
2. Brad Miller, PU	18	32	1.78
3. Evan Eschmeyer, NU	18	25	1.39
4. Andrae Patterson, IN	15	20	1.33
Gary McQuay, PU	18	24	1.33
6. Paul Grant, WI	18	21	1.17
7. Ryan Bowen, IA	18	18	1.00
8. Guy Rucker, IA	18	17	0.94
Jason Collier, IN	18	17	0.94
Maurice Taylor, MI	18	17	0.94

### Conference Games (Team)

SCORING OFFENSE			
	GP	PTS	AVG
1. Michigan	18	1320	73.33
Minnesota	18	1320	73.33
3. Indiana	18	1306	72.56
4. Illinois	18	1303	72.39
5. Purdue	18	1268	70.44
6. Iowa	18	1254	69.67
7. Ohio State	18	1178	65.44
8. Michigan State	18	1169	64.94
9. Penn State	18	1069	59.39
10. Northwestern	18	1058	58.78
11. Wisconsin	18	1042	57.89

SCORING DEFENSE			
	GP	PTS	AVG
1. Wisconsin	18	1023	56.83
2. Iowa	18	1119	62.17
3. Minnesota	18	1167	64.83
4. Michigan State	18	1209	67.17
5. Purdue	18	1227	68.17
6. Northwestern	18	1228	68.22
7. Michigan	18	1241	68.94
8. Illinois	18	1261	70.06
9. Ohio State	18	1265	70.28
10. Indiana	18	1272	70.67
11. Penn State	18	1275	70.83

SCORING MARGIN			
	OFF	DEF	+/-
1. Minnesota	73.33	64.83	8.50
2. Iowa	69.67	62.17	7.50
3. Michigan	73.33	68.94	4.39
4. Illinois	72.39	70.06	2.33
5. Purdue	70.44	68.17	2.27
6. Indiana	72.56	70.67	1.89
7. Wisconsin	57.89	56.83	1.06
8. Michigan State	64.94	67.17	-2.23
9. Ohio State	65.44	70.28	-4.84
10. Northwestern	58.78	68.22	-9.44
11. Penn State	59.39	70.83	-11.44

FREE THROW PCT.			
	FTM	FTA	PCT
1. Indiana	375	477	0.786
2. Illinois	293	385	0.761
3. Purdue	343	472	0.727
4. Iowa	273	378	0.722
5. Minnesota	289	413	0.700
6. Michigan	255	374	0.682
7. Penn State	231	344	0.672
8. Wisconsin	229	342	0.670
9. Ohio State	231	362	0.638
10. Michigan State	192	311	0.617
11. Northwestern	195	322	0.606

FG PCT. OFFENSE			
	FGM	FGA	PCT
1. Iowa	439	922	0.476
2. Michigan	479	1031	0.465
3. Minnesota	474	1033	0.459
4. Ohio State	434	959	0.453
5. Michigan State	448	1018	0.440
6. Northwestern	388	892	0.435
Indiana	411	945	0.435
8. Purdue	412	962	0.428
9. Illinois	436	1023	0.426
10. Penn State	380	905	0.420
11. Wisconsin	363	908	0.400

FG PCT. DEFENSE			
	FGM	FGA	PCT
1. Wisconsin	326	822	0.397
2. Iowa	405	984	0.412
3. Minnesota	397	922	0.431
4. Northwestern	423	979	0.432
5. Indiana	461	1061	0.434
6. Ohio State	398	908	0.438
7. Purdue	457	1031	0.443
8. Michigan	453	1008	0.449
9. Michigan State	435	947	0.459
10. Penn State	460	992	0.464
11. Illinois	449	944	0.476

3-PT. FG PCT. OFF.			
	FGM	FGA	PCT
1. Iowa	103	256	0.402
2. Indiana	109	275	0.396
3. Illinois	138	365	0.378
4. Michigan	107	285	0.375
5. Minnesota	83	230	0.361
6. Purdue	101	293	0.345
7. Ohio State	79	233	0.339
8. Penn State	78	232	0.336
9. Wisconsin	87	275	0.316
10. Michigan State	81	270	0.300
11. Northwestern	87	293	0.297

3-PT. FG PCT. DEF.			
	FGM	FGA	PCT
1. Wisconsin	78	239	0.326
2. Ohio State	107	324	0.330
3. Northwestern	89	265	0.336
4. Michigan	106	311	0.341
5. Iowa	115	333	0.345
6. Michigan State	88	254	0.346

7. Indiana	90	257	0.350
8. Minnesota	101	284	0.356
9. Illinois	95	266	0.357
10. Purdue	90	247	0.364
11. Penn State	94	227	0.414


REBOUND MARGIN		
	OFF	DEF +/-
1. Iowa	35.44	29.72 5.72
2. Michigan State	36.22	30.67 5.55
3. Minnesota	34.83	32.78 2.05
4. Michigan	34.28	33.28 1.00
5. Wisconsin	32.33	31.61 0.72
6. Northwestern	32.72	33.72 -1.00
7. Purdue	33.17	34.50 -1.33
8. Penn State	31.28	33.28 -2.00
9. Indiana	33.56	36.11 -2.55
10. Illinois	31.22	34.44 -3.22
11. Ohio State	28.94	33.89 -4.95

ASSISTS		
	GP	AST AVG
1. Minnesota	18	272 15.11
Ohio State	18	272 15.11
3. Iowa	18	256 14.22
4. Purdue	18	251 13.94
5. Indiana	18	249 13.83
6. Northwestern	18	244 13.56
7. Illinois	18	241 13.39
8. Michigan State	18	223 12.39
9. Michigan	18	212 11.78
10. Penn State	18	207 11.50
11. Wisconsin	18	204 11.33

BLOCKS		
	GP	BLKS AVG
1. Penn State	18	73 4.06
Purdue	18	73 4.06
3. Indiana	18	72 4.00
4. Iowa	18	67 3.72
5. Michigan	18	63 3.50
6. Wisconsin	18	58 3.22
7. Minnesota	18	44 2.44
8. Illinois	18	43 2.39
9. Northwestern	18	38 2.11
10. Michigan State	18	36 2.00
11. Ohio State	18	22 1.22

STEALS		
	GP	STL AVG
1. Minnesota	18	153 8.50
2. Purdue	18	144 8.00
3. Michigan	18	141 7.83
4. Iowa	18	137 7.61
5. Illinois	18	130 7.22
6. Wisconsin	18	115 6.39
7. Ohio State	18	113 6.28
8. Indiana	18	103 5.72
9. Northwestern	18	96 5.33
10. Penn State	18	95 5.28
11. Michigan State	18	87 4.83





# Badger Records

David Siska

# BADGER VICTORIES

## A PROVEN WINNER

Dick Bennett has guided Wisconsin to two of the school's eight winningest seasons in his first two years as head coach.

The Badgers won 17 games in Bennett's first season after many "experts" figured Wisconsin would struggle to reach 10 wins.

Last season Wisconsin advanced to the NCAA Tournament behind the school's first 18-win regular season since 1915-16, the school's first 11-win Big Ten campaign since 1941 and the UW's first six-game Big Ten winning streak since 1951.

During the squad's six-game win streak, the Badgers outscored Michigan, Northwestern, Illinois, Purdue, Penn State and Iowa by an average of 57.2-47.8 points per game and held four of those opponents to fewer than 50 points.

## Winning Streaks

### ONE SEASON

	Wins	.....Began	.....Ended
1.	15	.....1-11-41	.....through end of season
	15	.....won all 15 games in	1913-14
	15	.....won all 15 games in	1911-12
4.	12	.....12-10-15	.....1-22-16
5.	11	.....11-27-93	.....1-12-94

### ONE SEASON (HOME GAMES)

	Wins	.....Began	.....Ended
1.	12	.....11-27-93	.....2-12-94
	12	.....won all 12 games in	1929-30
3.	11	.....12-1-73	.....2-11-74
4.	10	.....12-31-40	.....through end of season
	10	.....won all 10 games in	1915-16

### ONE SEASON (ROAD GAMES)

	Wins	.....Began	.....Ended
1.	7	.....12-10-15	.....1-22-16
	7	.....won all 7 games in	1911-12
	7	.....12-13-01	.....2-22-02
4.	6	.....won all 6 games in	1913-14
	6	.....won all 6 games in	1912-13
	6	.....12-29-03	.....3-3-04

## OVER TWO SEASONS

	Wins	.....Began	.....Ended
1.	29	.....12-9-11	.....3-7-13
2.	24	.....12-13-13	.....1-23-15
3.	19	.....1-11-41	.....12-31-41
4.	16	.....1-29-16	.....1-13-17
5.	12	.....2-1-07	.....2-28-08

## OVER TWO SEASONS (HOME GAMES)

	Wins	.....Began	.....Ended
1.	33	.....3-8-11	.....1-23-15
2.	24	.....1-14-29	.....2-14-31
3.	18	.....2-19-15	.....1-26-17
4.	18	.....2-27-09	.....3-1-11
5.	15	.....1-31-20	.....12-16-21

## OVER TWO SEASONS (ROAD GAMES)

	Wins	.....Began	.....Ended
1.	12	.....12-20-11	.....3-7-13
2.	9	.....1-10-14	.....2-8-15
3.	7	.....1-29-16	.....1-13-17
4.	7	.....3-3-05	.....3-2-06
5.	6	(three times)	

## Winningest Seasons

### TOTAL WINS

1.	20	.....1940-41
	20	.....1915-16
3.	18	.....1996-97
	18	.....1993-94
	18	.....1988-89
6.	17	.....1995-96
	17	.....1961-62
	17	.....1949-50
9.	16	.....1973-74
	16	.....1946-47

## TOTAL WINS (BIG TEN GAMES)

1.	12	.....1914
	12	.....1912
3.	11	.....1997
	11	.....1941
	11	.....1923
	11	.....1916
	11	.....1913
8.	10	.....1962
	10	.....1953
	10	.....1942
	10	.....1929

## HIGHEST WINNING PERCENTAGES

1.	1.000	.....15-0 in 1911-12
	1.000	.....15-0 in 1913-14
3.	.952	.....20-1 in 1915-16
4.	.933	.....14-1 in 1912-13
5.	.882	.....15-2 in 1929-30
	.882	.....15-2 in 1928-29
7.	.870	.....20-3 in 1940-41
8.	.857	.....12-2 in 1905-06
9.	.833	.....15-3 in 1916-17
	.833	.....10-2 in 1907-08

## HIGHEST WINNING PCT. (BIG TEN GAMES)

1.	1.000	.....12-0 in 1914
	1.000	.....12-0 in 1912
3.	.917	.....11-1 in 1941
	.917	.....11-1 in 1923
	.917	.....11-1 in 1916
	.917	.....11-1 in 1913
7.	.875	.....7-1 in 1908
8.	.833	.....10-2 in 1929
9.	.800	.....8-2 in 1930
10.	.750	.....9 times







# BIGGEST WINS & LOSSES

## Biggest Wins

- 55 Denver (89-34), 12/14/88
- 52 Morgan State (94-42), 12/23/79
- 52 N. Dakota State (102-50), 1/23/62
- 46 North Dakota (94-48), 12/7/68
- 44 Florida A&M (100-56), 11/26/83
- 44 California-Davis (97-53), 12/3/74
- 44 Michigan Tech (114-70), 12/5/70
- 44 Gonzaga (115-71), 12/17/63
- 44 Chicago (74-30), 2/8/43
- 42 DePauw (105-63), 11/29/75
- 42 Carroll (67-25), 12/1/45
- 41 DePauw (92-51), 12/15/73
- 41 South Dakota (94-53), 1/25/67
- 40 South Dakota (96-56), 12/6/84
- 40 Chicago (65-25), 2/22/41
- 39 Nebraska-Omaha (86-47), 11/28/86
- 39 Louisiana State (107-68), 12/18/54
- 38 at Chaminade (104-66), 11/22/95
- 38 So. Methodist (120-82), 12/9/67



Mike Heineman led the Badgers in assists for three straight seasons ('85, '86 and '87).



Claude Gregory is the school's third-leading career scorer with 1,745 points.

## Biggest Home Wins

- 55 Denver (89-34), 12/14/88
- 52 Morgan State (94-42), 12/23/79
- 52 N. Dakota State (102-50), 1/23/62
- 46 North Dakota (94-48), 12/7/68
- 44 Florida A&M (100-56), 11/26/83
- 44 California-Davis (97-53), 12/3/74
- 44 Michigan Tech (114-70), 12/5/70
- 44 Gonzaga (115-71), 12/17/63
- 44 Chicago (74-30), 2/8/43
- 42 DePauw (105-63), 11/29/75
- 42 Carroll (67-25), 12/1/45
- 41 DePauw (92-51), 12/15/73
- 41 South Dakota (94-53), 1/25/67

## Biggest Road Wins

- 38 at Chaminade (104-66), 11/22/95
- 36 at Loyola Marymount (103-67), 12/4/93
- 35 vs. Navy (93-58), 12/29/91
- 34 at Chicago (54-20), 2/9/42
- 32 vs. No. Illinois (95-63), 12/11/86
- 28 at Chicago (74-46), 3/4/44
- 27 vs. Arizona (104-77), 12/30/66
- 26 at Marquette (60-34), 12/31/48
- 25 vs. Nevada (86-61), 12/29/79
- 24 vs. Army (78-54), 12/30/79
- 24 at Northwestern (79-55), 2/4/56
- 22 at Ohio State (81-59), 1/11/95
- 22 at Marquette (94-72), 12/29/62
- 22 at Michigan (74-52), 2/21/53
- 22 at Northwestern (78-56), 1/17/53

## Biggest Losses

- 53 at Iowa (48-101), 2/10/86
- 53 at Indiana (61-114), 1/3/76
- 44 at UCLA (56-100), 12/28/66
- 44 Michigan (59-103), 2/22/64
- 41 at UCLA (53-94), 11/25/72
- 41 at Rice (37-78), 12/6/58
- 40 at Iowa (65-105), 1/26/85
- 39 at Purdue (49-88), 1/11/75
- 39 at Illinois (54-93), 2/16/59
- 38 at Indiana (65-103), 1/15/87
- 37 at Minnesota (53-90), 1/12/94
- 37 at UNLV (65-102), 12/28/87
- 37 Ohio State (69-106), 2/8/60

## Biggest Home Losses

- 44 Michigan (59-103), 2/22/64
- 37 Ohio State (69-106), 2/8/60
- 33 Purdue (42-75), 2/7/96
- 32 Ohio State (68-100), 1/30/61
- 31 Minnesota (78-109), 2/12/94
- 31 Michigan State (57-88), 2/2/59
- 30 Iowa (38-68), 2/24/45
- 29 Indiana (67-96), 2/26/76
- 29 Marquette (47-76), 12/2/58
- 29 Ohio State (34-63), 2/9/45

- 28 Purdue (56-84), 3/3/88
- 28 Illinois (71-99), 2/19/55
- 26 Michigan State (65-91), 3/5/83
- 26 Illinois (51-77), 1/5/59

## Biggest Road Losses

- 53 at Iowa (48-101), 2/10/86
- 53 at Indiana (61-114), 1/3/76
- 44 at UCLA (56-100), 12/28/66
- 41 at UCLA (53-94), 11/25/72
- 41 at Rice (37-78), 12/6/58
- 40 at Iowa (65-105), 1/26/85
- 39 at Purdue (49-88), 1/11/75
- 39 at Illinois (54-93), 2/16/59
- 38 at Indiana (65-103), 1/15/87
- 37 at Minnesota (53-90), 1/12/94
- 37 at UNLV (65-102), 12/28/87
- 35 at Indiana (58-93), 2/17/75

*This section includes only games played in the "modern era" which began in the 1937-38 season, the first without the center jump after each goal scored.*

# TEAM RECORDS

## Season Records

### POINTS

1. 2,259 in 1994
2. 2,226 in 1992
3. 2,193 in 1987
4. 2,156 in 1993
5. 2,123 in 1991

### SCORING AVERAGE

1. 86.3 in 1971
2. 84.7 in 1962
3. 81.9 in 1964
4. 81.8 in 1967
5. 80.1 in 1968

### OPPONENT SCORING AVERAGE

1. 52.6 in 1950
2. 53.0 in 1947
3. 53.4 in 1948
4. 55.3 in 1997
5. 56.9 in 1951

### FIELD GOALS

1. 816 in 1994
2. 814 in 1986
3. 813 in 1987
4. 803 in 1985
5. 793 in 1993  
793 in 1962

### FIELD GOAL ATTEMPTS

1. 1,915 in 1964
2. 1,831 in 1971
3. 1,818 in 1975
4. 1,812 in 1962
5. 1,808 in 1976

### FIELD GOAL PERCENTAGE

1. .503 (743-1476) in 1991
2. .501 (774-1546) in 1989
3. .488 (803-1646) in 1985
4. .483 (814-1686) in 1986
5. .479 (813-1696) in 1987

### 3-POINT FIELD GOALS MADE

1. 225 in 1994
2. 219 in 1993
3. 189 in 1996
4. 186 in 1995  
186 in 1991

### 3-POINT FIELD GOAL ATTEMPTS

1. 609 in 1994
2. 570 in 1993
3. 561 in 1995
4. 551 in 1996
5. 450 in 1991

### 3-POINT FIELD GOAL PCT.

1. .448 (146-326) in 1989
2. .447 (160-358) in 1987
3. .432 (126-292) in 1988
4. .426 (179-420) in 1992
5. .413 (186-450) in 1991

### FREE THROWS

1. 495 in 1955
2. 486 in 1954
3. 473 in 1996  
473 in 1953
5. 463 in 1992  
463 in 1971

### FREE THROW ATTEMPTS

1. 717 in 1953
2. 695 in 1954
3. 693 in 1955
4. 687 in 1995
5. 682 in 1992

### FREE THROW PERCENTAGE

1. .758 (413-545) in 1984
2. .743 (361-496) in 1985
3. .733 (368-502) in 1986
4. .725 (314-433) in 1983
5. .718 (431-600) in 1976

### REBOUNDS


1. 1,268 in 1971
2. 1,245 in 1973
3. 1,207 in 1967
4. 1,196 in 1963
5. 1,177 in 1962

### REBOUND AVERAGE

1. 52.8 in 1971
2. 51.9 in 1973
3. 50.3 in 1967
4. 50.0 in 1951
5. 49.8 in 1963

### OPPONENT REBOUNDING AVG.

1. 29.5 in 1989
2. 29.8 in 1991
3. 30.5 in 1984
4. 30.7 in 1990
5. 31.6 in 1997



Danny Jones, the Badgers' MVP in 1989-90

### ASSISTS

1. 506 in 1987
2. 472 in 1994
3. 469 in 1991
4. 456 in 1985
5. 450 in 1989

### FEWEST TURNOVERS

1. 374 in 1985
2. 379 in 1984
3. 382 in 1986
4. 401 in 1989
5. 409 in 1983

### BLOCKED SHOTS

1. 153 in 1992
2. 135 in 1994
3. 103 in 1995
4. 97 in 1997
5. 96 in 1991

### STEALS

1. 220 in 1989
2. 214 in 1993
3. 208 in 1992
4. 203 in 1979
5. 201 in 1996  
201 in 1994

Statistics for turnovers, blocked shots and steals not available before 1978. Assist totals not available before 1974.



## TEAM RECORDS (CONT.)

### Single-game Records

#### POINTS

- 120 vs. Southern Methodist, 12/9/67
- 115 vs. Mississippi Valley St., 12/23/93  
115 vs. Gonzaga, 12/17/63
- 114 vs. Michigan Tech, 12/5/70
- 113 vs. Iowa, 2/9/74

#### POINTS IN A HALF

- 67 vs. Iowa, 1/25/88
- 65 vs. Cleveland State, 12/22/79  
65 vs. Gonzaga, 12/17/63
- 63 vs. Mississippi Valley St., 12/23/93  
63 vs. Southern Methodist, 12/9/67

#### FIELD GOALS

- 48 vs. Gonzaga, 12/17/63  
48 vs. Southern Methodist, 12/9/67
- 44 vs. Eastern Illinois, 12/1/70  
44 vs. Illinois, 3/11/67  
44 vs. West Virginia, 12/18/65  
44 at Louisiana State, 12/18/54

#### FIELD GOAL ATTEMPTS

- 113 at Michigan State, 1/6/64
- 111 vs. Michigan Tech, 12/5/70
- 102 vs. South Dakota, 12/9/72
- 99 vs. Northern Michigan, 12/11/71
- 97 vs. West Virginia, 12/18/65

#### FIELD GOAL PERCENTAGE

- .744 (32-43) vs. Army, 12/30/79
- .687 (33-48) vs. N. Illinois, 12/22/84
- .667 (32-48) at New Mexico, 12/29/84
- .649 (24-37) at Minnesota, 1/3/87
- .648 (35-54) vs. Eastern Illinois, 12/28/95

#### FIELD GOAL PCT. IN A HALF

- .778 (14-18) vs. Bowl. Green, 3/13/91
- .773 (17-22) vs. N. Illinois, 12/18/84
- .762 (16-21) vs. Northwestern, 1/3/88
- .760 (19-25) vs. Army, 12/30/79
- .750 (15-20) vs. NE Illinois, 11/28/95

#### 3-POINT FIELD GOALS MADE

- 15 vs. Missouri, 3/19/94  
15 vs. Alcorn State, 12/29/92
- 14 vs. Michigan State, 2/2/94  
14 vs. Texas-Arlington, 12/22/90
- 13 at Michigan, 1/29/94  
13 vs. UW-Milwaukee, 11/27/93

### BUCKY BADGER

Badgers in various forms have been recognized as the school mascot for decades. The version currently known as Bucky, sporting a cardinal and white letter sweater, was first drawn in 1940 by artist Art Evans. At that time, the badger went by names like Benny, Buddy, Bernie, Bobby and Bouncey. Art Lentz, the department's publicity director, had the idea to bring the mascot to life.

The original badger mascot was too vicious to control. On more than one occasion, the live badger escaped handlers at UW football games before a sideline hero recaptured the animal with a flying tackle. It was decided in the interest of fan and player safety that Wisconsin's mascot be retired to the Madison Zoo. The Badger Yearbook replaced the live badger with a small racoon named Regdab (Badger spelled backward) and passed it off as a "badger in a racoon coat."

In 1949, a student in the university's art department, Connie Conrad, was commissioned to mold a paper-mache badger head. Gymnast and cheerleader, Bill Sagal, of Plymouth, Wis., was directed by homecoming chair Bill Sachse, to wear the outfit at the homecoming game. A contest was staged to name the popular mascot. The winner was Buckingham U. Badger, or Bucky. The name apparently came from the lyrics in a song which encouraged the football team to "buck right through that line."

Bucky Badger has persevered through the years, even surviving a threat by then assistant attorney general, Howard Koop, in 1973. He suggested that Bucky be replaced by Henrietta Holstein, a loveable and productive cow. Koop argued that "kids love cows. A generation could grow up supporting the university and Henrietta Holstein." Koop's effort to overthrow Bucky failed.

Bucky's most recent brush with fame came in the spring of '96 when he was crowned champion (by fan voting) of ESPN Sports Zone's mascot competition conducted via the Internet.

#### 3-POINT FIELD GOAL ATTEMPTS

- 37 vs. Missouri, 3/19/94
- 35 at Eastern Michigan, 12/10/94
- 32 at Marquette, 12/31/94
- 31 vs. UW-Milwaukee, 11/27/93  
31 vs. Northwestern, 2/3/93

#### 3-POINT FIELD GOAL PCT.

- (min. 8 attempts)
- .900 (9-10) at Illinois, 1/25/97
  - .889 (8-9) vs. N. Dakota St., 12/10/86
  - .778 (7-9) vs. Indiana, 3/3/90  
.778 (7-9) at Iowa, 2/10/90
  - .750 (6-8) vs. Gonzaga, 12/1/89  
.750 (9-12) vs. Denver, 12/14/88

#### FREE THROWS MADE

- 41 at Illinois, 1/1/55
- 40 vs. Minnesota, 1/12/53
- 37 at Michigan, 2/21/53
- 36 vs. Sam Houston State, 12/13/92
- 35 vs. Marquette, 2/19/90

#### FREE THROW ATTEMPTS

- 61 at Michigan, 2/21/53
- 54 at Illinois, 1/1/55
- 50 at Indiana, 2/12/62
- 48 vs. Sam Houston State, 12/13/92  
48 vs. Michigan State, 3/9/53  
48 vs. Minnesota, 1/12/53

#### FREE THROW PERCENTAGE

- (min. 12 attempts)
- 1.000 (22-22) vs. Purdue, 2/7/76  
1.000 (13-13) at Loyola, 12/12/88  
1.000 (12-12) vs. Marquette, 12/4/90  
1.000 (12-12) vs. S. Illinois, 12/3/83
  - .962 (25-26) vs. Michigan, 2/26/92

#### REBOUNDS

- 79 vs. Michigan Tech, 12/5/70
- 76 vs. South Dakota, 12/9/72
- 74 vs. Washington (MO), 12/11/61  
74 vs. Iowa, 2/6/71
- 73 vs. Gonzaga, 12/17/63

#### ASSISTS

- 33 vs. Northwestern, 3/7/53
- 31 vs. South Dakota, 12/6/84  
31 at Louisiana State, 12/18/54
- 30 vs. Iowa, 3/9/94
- 29 vs. Mississippi Valley St., 12/23/93

#### BLOCKED SHOTS

- 11 at Portland, 11/30/91  
11 vs. Texas-Arlington, 12/22/90  
11 vs. Ferris State, 11/28/88  
11 vs. Rollins, 12/1/73
- 10, four times

#### STEALS

- 17 vs. Michigan State, 1/7/88
- 16 vs. Denver, 12/14/88
- 15, four times

## TEAM RECORDS (CONT.)

### Defense (Season)

#### FEWEST POINTS PER GAME ALLOWED

1.	52.6	1949-50
2.	53.0	1946-47
3.	53.4	1947-48
4.	55.3	1996-97
5.	56.9	1950-51
6.	59.6	1951-52
7.	61.9	1952-53
8.	63.3	1953-54
9.	64.6	1989-90
10.	64.7	1988-89
11.	64.8	1995-96
12.	65.7	1973-74

#### LOWEST FIELD GOAL PCT. ALLOWED

1.	.248	1946-47
2.	.276	1949-50
3.	.277	1947-48
4.	.291	1950-51
5.	.300	1952-53
6.	.309	1953-54
7.	.326	1951-52
8.	.362	1957-58
9.	.369	1956-57
10.	.378	1996-97
11.	.379	1955-56
12.	.385	1962-63
	.385	1954-55

### Defense (Game)

#### FEWEST POINTS ALLOWED

1.	29 vs. Michigan State (35-29)	2/24/51
2.	30 vs. Brown (52-30)	12/7/96
3.	33 vs. Washington Univ. (43-33)	12/9/57
4.	34 vs. Denver (89-34)	12/14/88
	34 at Marquette (60-34)	12/31/48
6.	35 vs. UNC-Wilmington (68-35)	11/30/96
	35 vs. Butler (60-35)	2/1/51
8.	36 vs. Pittsburgh (49-36)	12/12/47
	36 vs. Ripon (66-36)	12/1/48
	36 at Southern California (31-36)	12/21/48
11.	38 vs. Washington Univ. (41-38)	12/15/56
12.	39 vs. Michigan State (51-39)	2/9/48
	39 vs. Creighton (75-39)	1/8/49

#### LOWEST FIELD GOAL PERCENTAGE ALLOWED

1.	.183 vs. Creighton	1/8/49
	.183 vs. Missouri	12/9/48
3.	.184 vs. Brown	12/7/96
	.184 vs. Purdue	1/19/48
	.184 vs. Indiana	1/15/49
6.	.185 vs. Michigan State	3/1/54
7.	.189 vs. Pittsburgh	12/12/47
8.	.197 vs. Michigan State	2/24/51
	.197 at Michigan	2/7/49
10.	.202 vs. Iowa	2/28/49
11.	.203 vs. Butler	2/1/51


#### FEWEST POINTS ALLOWED IN A HALF

1.	8 vs. Pittsburgh (1st)	12/12/47
2.	10 at Marquette (1st)	12/31/48
3.	11 vs. Michigan State (2nd)	2/9/48
4.	12 vs. Brown (2nd)	12/7/96
	12 vs. UNC-Wilmington (1st)	11/30/96
	12 vs. Marquette (2nd)	12/2/50
7.	13 vs. Illinois (2nd)	2/12/97
	13 vs. UW-Green Bay (1st)	12/8/93
	13 at Washington (1st)	12/9/57
	13 vs. Western Ontario (1st)	2/26/49
	13 vs. Missouri (2nd)	12/9/48
	13 at Southern California (2nd)	12/21/48

#### LOWEST FIELD GOAL PERCENTAGE ALLOWED IN A HALF\*

1.	.118 vs. Brown (2nd)	12/7/96
2.	.154 vs. Michigan State (1st)	1/17/96
3.	.167 vs. Michigan (2nd)	1/3/96
	.167 vs. Manhattan (2nd)	3/13/96
5.	.190 vs. Illinois (2nd)	2/12/97
6.	.192 vs. Denver (2nd)	12/14/88
7.	.200 at Illinois (1st)	1/25/97
8.	.208 vs. UNC-Wilmington (1st)	11/30/96
9.	.214 vs. Northwestern (1st)	1/28/95
10.	.219 vs. Ohio State (2nd)	1/8/94
	.219 at Ohio State (2nd)	1/11/95

\*Since 1971-72



David Siskin

Sean Daugherty guards Minnesota's Miles Tarver during last year's upset win over the second-ranked Golden Gophers. Minnesota's Sam Jacobson said after the game that the Badgers' defense was the best the Gophers had seen.



# 100-POINT GAMES


## Wisconsin

120	Southern Methodist (82), 12/9/67
115	Mississippi Valley St. (79), 12/23/93
115	Gonzaga (71), 12/17/63
114	Michigan Tech (70), 12/5/70
113	Iowa (87), 2/9/74
110	Alcorn State (81), 12/29/92
110	Northwestern (94), 2/21/67
108	Detroit Mercy (86), 12/23/92
107	Michigan Tech (74), 12/1/71
107	Louisiana State (68), 12/18/54
106	UW-Milwaukee (84), 11/27/93
105	Eastern Illinois (70), 12/28/95
105	Texas-Arlington (74), 12/22/90
105	DePauw (63), 11/29/75
105	at Indiana (94), 2/12/62
105	vs. Dayton (93), 12/28/61
104	vs. Chaminade (66), 11/22/95
104	Cal. State-L.A. (88), 12/27/85
104	Northern Michigan (65), 12/11/71
104	Purdue (84), 3/2/68
104	vs. Arizona (77), 12/30/66
104	vs. Georgia Tech (84), 12/28/63
103	Cleveland State (78), 12/22/79
103	Grambling (83), 12/29/93
103	at Loyola Marymount (67), 12/4/93
103	Michigan State (96), 2/22/75
103	Illinois (101), 2/19/62
102	Eastern Illinois (84), 12/1/70
102	Illinois (92), 3/11/67
102	*at Michigan (120), 2/12/66
102	Indiana (96), 2/25/63
102	North Dakota State (50), 1/23/62
101	Northwestern (87), 2/3/93
101	Charleston Southern (72), 12/14/92
101	Illinois (75), 1/19/74
101	Michigan State (74), 2/29/72
100	Florida A&M (56), 11/26/83
100	SIU-Edwardsville (74), 12/2/72
100	*at Iowa (119), 2/10/70

## Opponents

120	at Michigan (102), 2/12/66
119	at Iowa (100), 2/10/70
114	at Indiana (61), 1/31/76
111	at Minnesota (92), 2/1/64
109	vs. Missouri (96), 3/19/94
109	Minnesota (78), 2/12/94
108	at Indiana (82), 2/24/64
108	at Kentucky (85), 12/20/63
107	at Michigan (86), 2/2/76
107	at Purdue (80), 2/16/74
106	Michigan (81), 1/8/76
106	at Michigan State (90), 1/6/64
106	Ohio State (69), 2/8/60
105	at Iowa (65), 1/26/85
105	at Michigan State (87), 1/25/75
105	Minnesota (96), 3/2/64
104	Iowa (89), 1/25/88
104	at Minnesota (98), 3/6/71
103	at Illinois (80), 1/12/89
103	at Iowa (70), 3/10/88
103	at Indiana (65), 1/15/87
103	vs. Iowa State (79), 12/29/81
103	Michigan (59), 2/22/64
102	at UNLV (65), 12/28/87
102	vs. Oral Roberts (69), 12/29/78
101	at Iowa (48), 2/20/86
101	at Northwestern (91), 2/13/71
101	at Indiana (84), 2/25/69
101	vs. West Virginia (93), 12/18/65
101	Nebraska (88), 12/1/65
101	at Indiana (87), 2/20/65
101	Minnesota (91), 2/16/65
101	Ohio State (85), 1/4/64
101	*Illinois (103), 2/19/62
101	vs. Cincinnati (71), 12/30/61
100	at Northwestern (89), 3/6/93
100	at Purdue (73), 1/19/86
100	at Iowa (76), 2/17/73
100	at UCLA (56), 12/28/66
100	Ohio State (68), 1/30/61
100	at Ohio State - 2OT (98), 1/14/56

\*losses



Osita Nwachukwu (11 points) was one of six Badgers in double figures the last time Wisconsin scored 100 points in a game (a 105-70 win over Eastern Illinois on Dec. 28, 1995).

### "Hood's Hundred"

The last time a Dick Bennett-coached team surrendered 100 points in a game, Ronald Reagan was in the White House, Sam Okey was nine years old, and the 45-second shot clock was in its first season. And Shawn Hood was a junior guard at Cleveland State — the same school which would go on to national fame just weeks later with an NCAA Tournament "Sweet 16" appearance.

The date was Feb. 8, 1986. Hood's squad, rolling toward an eventual 29-4 finish, was set to play host to Bennett's first UW-Green Bay team. The Vikings romped to a 103-64 win behind five players in double figures. One of those five was Hood, who registered 12 points in 20 minutes of action.

In spite of Hood's role in the lopsided verdict, Bennett saw fit to bring him on board as an assistant coach at Wisconsin nine years later.


# CAREER RECORDS

## Games Played

1. 118 Tim Locum, 1988-91
- 118 Danny Jones, 1987-90
- 118 Kurt Portmann, 1987-90
4. 115 Michael Finley, 1992-95
5. 113 Tom Molaski, 1986-89
6. 112 Rick Olson, 1983-86
7. 110 Claude Gregory, 1978-81
- 110 Larry Petty, 1978-81
9. 109 Scott Roth, 1982-85
- 109 Joe Chernelich, 1977-80

## Games Started

1. 112 Rick Olson, 1983-86
- 112 Michael Finley, 1992-95
3. 109 Danny Jones, 1987-90
4. 108 Joe Chernelich, 1977-80
5. 99 Larry Petty, 1978-81
6. 88 Tracy Webster, 1992-94
- 88 Claude Gregory, 1978-81
8. 83 Willie Simms, 1988-91
- 83 J.J. Weber, 1984-87
10. 79 Cory Blackwell, 1982-84



Rick Olson started a Wisconsin-record 112 games during his career. He still ranks in the top 10 in nine different career statistical categories at the UW, including the top spots in minutes and free throw percentage.

## Minutes Played

1. 3,962 Rick Olson, 1983-86
2. 3,945 Michael Finley, 1992-95
3. 3,623 Danny Jones, 1987-90
4. 3,410 Claude Gregory, 1978-81
5. 3,392 Larry Petty, 1978-81
6. 2,943 Tracy Webster, 1992-94
7. 2,940 Scott Roth, 1982-85
8. 2,927 Trent Jackson, 1986-89
9. 2,909 Cory Blackwell, 1982-84
10. 2,874 Tim Locum, 1988-91

## Points

1. 2,147 Michael Finley, 1992-95
2. 1,854 Danny Jones, 1987-90
3. 1,745 Claude Gregory, 1978-81
4. 1,736 Rick Olson, 1983-86
5. 1,545 Trent Jackson, 1986-89
6. 1,408 Clarence Sherrod, 1969-71
7. 1,405 Cory Blackwell, 1982-84
8. 1,264 Tracy Webster, 1992-94
9. 1,251 Wes Matthews, 1978-80
10. 1,215 Joe Franklin, 1966-68

## Scoring Average

1. 19.6 Clarence Sherrod, 1969-71
2. 18.7 Michael Finley, 1992-95
3. 18.1 Wes Matthews, 1978-80
4. 16.9 Cory Blackwell, 1982-84
- 16.9 Joe Franklin, 1966-68
6. 16.6 Leon Howard, 1971-73
7. 15.9 James Johnson, 1967-69
- 15.9 Claude Gregory, 1978-81
9. 15.7 Danny Jones, 1987-90
10. 15.6 Trent Jackson, 1986-89
- 15.6 Rashard Griffith, 1994-95

## Field Goals Made

1. 739 Michael Finley, 1992-95
2. 729 Rick Olson, 1983-86
3. 723 Danny Jones, 1987-90
4. 656 Claude Gregory, 1978-81
5. 563 Cory Blackwell, 1982-84
6. 557 Trent Jackson, 1986-89
7. 500 Clarence Sherrod, 1969-71
8. 489 Wes Matthews, 1978-80
9. 465 Joe Chernelich, 1977-80
10. 459 Joe Franklin, 1966-68

## Field Goal Attempts

1. 1,681 Michael Finley, 1992-95
2. 1,535 Rick Olson, 1983-86
3. 1,492 Claude Gregory, 1978-81
4. 1,351 Danny Jones, 1987-90
5. 1,234 Cory Blackwell, 1982-84
6. 1,230 Clarence Sherrod, 1969-71
7. 1,218 Bob Litzow, 1956-58
8. 1,206 Trent Jackson, 1986-89
9. 1,199 Don Rehfeldt, 1947-50
10. 1,088 Ab Nicholas, 1950-52

## Field Goal Percentage

(min. 500 attempts)

1. .573 P. Tompkins (306-534), 1988-91
2. .554 R. Griffith (294-531), 1994-95
3. .545 Willie Simms (391-717), 1988-91
4. .535 Danny Jones (723-1351), 1987-90
5. .527 J.J. Weber (405-768), 1984-87
6. .512 Joe Chernelich (465-908), 1977-80
7. .493 M. Heineman (262-532), 1984-87
- .493 Brad Sellers (356-723), 1982-83
9. .491 Scott Roth (455-927), 1982-85
10. .481 Tim Locum (342-711), 1988-91

## 3-Point Field Goals Made

1. 227 Tim Locum, 1988-91
2. 213 Michael Finley, 1992-95
3. 193 Trent Jackson, 1986-89
4. 167 Tracy Webster, 1992-94
5. 162 Andy Kilbride, 1992-95
6. 94 Brian Good, 1989-92
7. 71 Jason Johnsen, 1991-94
8. 59 Shelton Smith, 1985-87
9. 55 Hennssy Auriantal, 1996-97
10. 51 Larry Hisle, 1990-91

## 3-Point Field Goal Attempts

1. 631 Michael Finley, 1992-95
2. 481 Tim Locum, 1988-91
3. 430 Trent Jackson, 1986-89
4. 406 Tracy Webster, 1992-94
5. 388 Andy Kilbride, 1992-95
6. 218 Brian Good, 1989-92
7. 190 Jason Johnsen, 1991-94
8. 149 Larry Hisle, 1990-91
9. 139 Shelton Smith, 1985-87
10. 137 Hennssy Auriantal, 1996-97



## CAREER RECORDS (CONT.)

### 3-Point Field Goal Pct.

(min. 60 attempts)

1. .475 Mike Heineman (29-61), 1984-87
2. .472 Tim Locum (227-481), 1988-91
3. .449 Trent Jackson (193-430), 1986-89
4. .431 Brian Good (94-218), 1989-92
5. .424 Shelton Smith (59-139), 1985-87
6. .418 Andy Kilbride (162-388), 1992-95
7. .411 Tracy Webster (167-406), 1992-94
8. .401 Hennssy Auriantal (55-137), 1996-97
9. .396 John Ellenson (36-91), 1989-91
10. .374 Jason Johnsen (71-190), 1991-94

### Free Throws Made

1. 456 Michael Finley, 1992-95
2. 433 Claude Gregory, 1978-81
3. 408 Danny Jones, 1987-90
- 408 Clarence Sherrod, 1969-71
5. 316 Dick Cable, 1952-55
6. 307 Paul Morrow, 1952-54
7. 301 James Johnson, 1967-69
8. 299 Leon Howard, 1971-73
9. 297 Joe Franklin, 1966-68
10. 282 Ken Siebel, 1961-63


### Free Throw Attempts

1. 599 Danny Jones, 1987-90
2. 593 Michael Finley, 1992-95
3. 586 Claude Gregory, 1978-81
4. 522 Clarence Sherrod, 1969-71
5. 476 Joe Franklin, 1966-68
6. 449 Paul Morrow, 1952-54
7. 429 James Johnson, 1967-69
8. 423 Leon Howard, 1971-73
9. 422 Ab Nicholas, 1950-52
10. 410 Ken Siebel, 1961-63

### Free Throw Percentage

(min. 175 attempts)

1. .870 Rick Olson (260-299), 1983-86
2. .856 Tim Locum (166-194), 1988-91
3. .817 Wes Matthews (273-334), 1978-80
4. .804 Mike Carlin (172-214), 1966-68
5. .801 Dick Miller (246-307), 1954-56
6. .782 C. Sherrod (408-522), 1969-71
7. .775 Tracy Webster (207-267), 1992-94
8. .773 Trent Jackson (238-308), 1986-89
9. .768 Michael Finley (456-593), 1992-95
10. .766 Lee Oler (164-214), 1970-72



Tim Locum is second on the UW's all-time three-point field goal percentage list (.472).

### Rebounds

1. 904 Claude Gregory, 1978-81
2. 858 Joe Franklin, 1966-68
3. 841 Joe Chrmelich, 1977-80
4. 806 Kim Hughes, 1972-74
5. 718 Larry Petty, 1978-81
6. 648 Michael Finley, 1992-95
7. 641 Tom Gwyn, 1961-63
8. 592 J.J. Weber, 1984-87
9. 586 Cory Blackwell, 1982-84
10. 574 Jack Brens, 1962-64

### Rebounding Average

(min. 500 rebounds)

1. 11.9 Joe Franklin, 1966-68
2. 11.2 Kim Hughes, 1972-74
3. 10.4 Jack Brens, 1962-64
4. 8.9 Tom Gwyn, 1961-63
5. 8.7 Dale Koehler, 1973-76
6. 8.2 Claude Gregory, 1978-81
7. 7.8 Kerry Hughes, 1972-74
8. 7.7 Joe Chrmelich, 1977-80
9. 7.6 Ken Siebel, 1961-63
- 7.6 Leon Howard, 1971-73

### Assists

1. 501 Tracy Webster, 1992-94
2. 388 Mike Heineman, 1984-87
3. 371 Michael Finley, 1992-95
4. 335 Tom Molaski, 1986-89
5. 290 Arnold Gaines, 1977-80

6. 261 Trent Jackson, 1986-89
7. 259 Rick Olson, 1983-86
8. 255 Scott Roth, 1982-85
- 255 Wes Matthews, 1978-80
10. 250 Willie Simms, 1988-91

### Blocked Shots

1. 124 Rashard Griffith, 1994-95
2. 120 Brad Sellers, 1982-83
3. 102 Kurt Portmann, 1987-90
4. 95 J.J. Weber, 1984-87
5. 92 Louis Ely, 1991-93
6. 78 Michael Finley, 1992-95
7. 67 Claude Gregory, 1978-81
8. 66 Sam Okey, 1996-97
9. 63 Grant Johnson, 1991-94
10. 55 Larry Petty, 1978-81

### Steals

1. 183 Tracy Webster, 1992-94
2. 168 Michael Finley, 1992-95
3. 151 Trent Jackson, 1986-89
4. 131 Claude Gregory, 1978-81
5. 113 Wes Matthews, 1978-80
6. 110 Tom Molaski, 1986-89
7. 102 Rick Olson, 1983-86
8. 101 Cory Blackwell, 1982-84
9. 99 Tim Locum, 1988-91
10. 98 Scott Roth, 1982-85

# 1,000-POINT SCORERS

## 1. Michael Finley — 2,147

Left school as the 12th-leading scorer in Big Ten history (all games) ... ranks seventh in conference scoring annals in league games with 1,385 points ... three-time (1993, '94, '95) Associated Press honorable mention all-America choice ... twice (1993, '95) named first-team all-Big Ten ... only player in Badger history to score 500 points in three different seasons ... also the only player in UW history to average better than 20 points per game in three different years ... ranks first or second in 11 different UW career statistical categories ... school's career leader in points, field goals, field goal attempts, free throws and three-point field goal attempts ... a first-round draft choice (21st overall) of the NBA's Phoenix Suns in 1995.

Season	G	FG-A	PCT	3P-A	PCT	FT-A	PCT	PTS	AVG
1991-92	31	130-287	.453	26-72	.361	95-128	.742	381	12.3
1992-93	28	223-478	.467	63-173	.364	111-144	.771	620	22.1
1993-94	29	208-446	.466	66-182	.363	110-140	.786	592	20.4
1994-95	27	178-470	.379	58-204	.284	140-181	.773	554	20.5
<b>Totals</b>	<b>115</b>	<b>739-1681</b>	<b>.440</b>	<b>213-631</b>	<b>.338</b>	<b>456-593</b>	<b>.768</b>	<b>2147</b>	<b>18.7</b>



Michael Finley is the only player in school history to score 500 points in three different seasons. He was a two-time all-Big Ten selection and still ranks first or second in 11 different career statistical categories at the UW.

## 2. Danny Jones — 1,854

Ranks in top three in nine different career statistical categories at UW ... Wisconsin's career leader in free throw attempts with 599 ... AP honorable mention all-America in 1988-89 ... two-time team captain (1988-89, '89-90) ... Badger MVP in 1989-90 ... second-team all-Big Ten in 1989-90 and 1988-89, and third-team all-Big Ten by UPI in 1987-88 ... named Badgers' Most Improved Player in 1987-88 ... led Badgers in scoring in 1988-89 and 1989-90 ... led UW in rebounding in 1987-88 and 1988-89 ... set then-school record for points in a season when he scored 611 in 1988-89 ... scored in double figures in 91 games for Badgers, including a stretch of 33 straight.

Season	G	FG-A	PCT	3P-A	PCT	FT-A	PCT	PTS	AVG
1986-87	31	101-181	.558	0-0	—	52-88	.591	254	8.2
1987-88	26	176-309	.570	0-1	.000	89-124	.718	441	17.0
1988-89	30	231-449	.514	0-2	.000	149-199	.749	611	20.4
1989-90	31	215-412	.522	0-4	.000	118-188	.628	548	17.7
<b>Totals</b>	<b>118</b>	<b>723-1351</b>	<b>.535</b>	<b>0-7</b>	<b>.000</b>	<b>408-599</b>	<b>.681</b>	<b>1854</b>	<b>15.7</b>

## 3. Claude Gregory — 1,745

UW's career rebounding leader (904) ... a second-team all-Big Ten selection in 1980-81 and a third-team all-conference choice in 1979-80 ... led team in scoring and rebounding in 1980-81 en route to Badger MVP honors ... also led UW in rebounding in 1978-79 and 1979-80 ... scored in double figures in 80 games ... named team's Most Improved Player in 1977-78 ... brother, James, played at UW from 1976-78 ... second-round draft choice (41st overall) of Washington in 1981 NBA Draft.

Season	G	FG-A	PCT	3P-A	PCT	FT-A	PCT	PTS	AVG
1977-78	27	92-245	.376	—	—	70-99	.707	254	9.4
1978-79	27	168-385	.436	—	—	71-106	.670	407	15.1
1979-80	29	197-424	.465	—	—	140-189	.741	534	18.4
1980-81	27	199-438	.454	—	—	152-202	.752	550	20.4
<b>Totals</b>	<b>110</b>	<b>656-1492</b>	<b>.440</b>	<b>—</b>	<b>—</b>	<b>433-596</b>	<b>.727</b>	<b>1745</b>	<b>15.9</b>

## 4. Rick Olson — 1,736

Wisconsin's career leader in minutes played (3,962) and tied with Michael Finley in games started with 112 ... started every game during his four-year career ... also UW's career leader in free throw percentage (.870) ... team captain, MVP and leading scorer as a senior in 1985-86 ... third-team all-Big Ten in 1985-86 and honorable mention all-Big Ten in 1984-85 ... set then-Big Ten record for consecutive free throws made when he connected on 36 straight during 1984 and 1985 ... selected in seventh round (158th overall) of 1986 NBA Draft by Houston.

Season	G	FG-A	PCT	3P-A	PCT	FT-A	PCT	PTS	AVG
1982-83	28	129-326	.398	18-48	.375	31-41	.756	307	11.0
1983-84	28	166-337	.493	—	—	59-66	.894	391	14.0
1984-85	28	197-397	.496	—	—	73-82	.890	467	16.7
1985-86	28	237-485	.489	—	—	97-110	.882	571	20.4
<b>Totals</b>	<b>112</b>	<b>729-1545</b>	<b>.472</b>	<b>18-48</b>	<b>.375</b>	<b>260-299</b>	<b>.870</b>	<b>1736</b>	<b>15.5</b>



## 1,000-POINT SCORERS (CONT.)

### 5. Trent Jackson — 1,545

Earned second-team all-Big Ten honors from AP in 1988-89, while leading Badgers to their first postseason tournament bid since 1947 ... team MVP in 1987-88 and 1988-89 ... also captained squad in 1988-89 ... a third-team all-Big Ten choice by UPI in 1987-88 ... tabbed UW's Most Improved Player in 1986-87 ... led team in scoring in 1987-88 ... still holds school record for minutes in a season with 1,099 in 1988-89.

Season	G	FG-A	PCT	3P-A	PCT	FT-A	PCT	PTS	AVG
1985-86	13	35-83	.422	—	—	5-10	.500	75	5.8
1986-87	28	129-289	.446	46-103	.447	46-59	.780	350	12.5
1987-88	28	192-426	.451	74-164	.451	88-106	.830	546	19.5
1988-89	30	201-408	.493	73-163	.448	99-133	.744	574	19.1
<b>Totals</b>	<b>99</b>	<b>557-1206</b>	<b>.462</b>	<b>193-430</b>	<b>.449</b>	<b>238-308</b>	<b>.773</b>	<b>1545</b>	<b>15.6</b>

### 6. Clarence Sherrod — 1,408

UW's career leader in scoring average (19.6 ppg) ... second-team all-Big Ten choice in 1969-70 and 1970-71 ... academic all-Big Ten in 1969-70 ... team co-captain in 1970-71 ... led team in scoring in 1969-70 and 1970-71 ... registered UW-record 40 consecutive games scoring in double figures ... still holds Badger single-season marks for scoring average (23.8) and field goal attempts (519), both set in 1970-71 ... made UW-record 168 free throws in 1969-70 ... seven career 30-point games ... chosen by Chicago in eighth round (134th overall) of 1971 NBA Draft.

Season	G	FG-A	PCT	3P-A	PCT	FT-A	PCT	PTS	AVG
1968-69	24	104-273	.381	—	—	92-120	.767	300	12.5
1969-70	24	185-438	.420	—	—	168-202	.832	538	22.4
1970-71	24	211-519	.407	—	—	148-200	.740	570	23.8
<b>Totals</b>	<b>72</b>	<b>500-1230</b>	<b>.407</b>	<b>—</b>	<b>—</b>	<b>408-522</b>	<b>.782</b>	<b>1408</b>	<b>19.6</b>

### 7. Cory Blackwell — 1,405

A first-team all-Big Ten selection in 1983-84 ... garnered AP honorable mention all-America honors ... two-time team MVP (1982-83 and 1983-84) ... third-team all-Big Ten in 1982-83 ... 36 straight games scoring in double figures ... selected by Seattle in second round (29th overall) of 1984 NBA Draft.

Season	G	FG-A	PCT	3P-A	PCT	FT-A	PCT	PTS	AVG
1981-82	27	147-330	.445	—	—	71-103	.689	365	13.5
1982-83	28	215-465	.462	1-4	.250	80-113	.708	511	18.3
1983-84	28	201-439	.458	—	—	127-181	.702	529	18.9
<b>Totals</b>	<b>83</b>	<b>563-1234</b>	<b>.456</b>	<b>1-4</b>	<b>.250</b>	<b>278-397</b>	<b>.700</b>	<b>1405</b>	<b>16.9</b>

### HALL OF FAMERS

Four former Wisconsin coaches or players are members of the Naismith Memorial Basketball Hall of Fame. Coach Walter Meanwell and two players — Harold Olsen and Chris Steinmetz, Sr. — were inducted in 1959.

Coach Harold "Bud" Foster was inducted in 1964. Meanwell and Foster are the two winningest coaches in Wisconsin history. Steinmetz was the Badgers' first all-American and Olsen starred for the UW during the pre-World War I era.



Clarence Sherrod



Trent Jackson



Cory Blackwell

### 8. Tracy Webster — 1,264

Second-team all-Big Ten in 1991-92, third-team in 1992-93 and honorable mention in 1993-94 ... Wisconsin's career leader in assists (501) and steals (183) ... his 179 assists in 1992-93 are single-season school standard, as are his 69 steals in 1993-94 ... holds UW single-season marks for three-point field goals made (75) and three-point field goal percentage (.490), both in 1991-92 ... team MVP in 1991-92 ... three-time team captain (1991-92, '92-93 and '93-94).

Season	G	FG-A	PCT	3P-A	PCT	FT-A	PCT	PTS	AVG
1991-92	31	186-419	.444	75-153	.490	90-115	.783	537	17.3
1992-93	28	139-354	.393	45-134	.336	72-89	.809	395	14.1
1993-94	29	120-272	.441	47-119	.395	45-63	.714	332	11.4
<b>Totals</b>	<b>88</b>	<b>445-1045</b>	<b>.426</b>	<b>167-406</b>	<b>.411</b>	<b>207-267</b>	<b>.775</b>	<b>1264</b>	<b>14.4</b>

### 9. Wes Matthews — 1,251

Second-team all-Big Ten in 1979-80 and third-team all-league honors from UPI in 1978-79 ... team MVP in 1978-79 ... career .817 free-throw shooter, including .888 in final season with Badgers ... made school-record 35 straight free throws during 1979-80 campaign ... left school as UW's No. 2 career scorer ... led team in scoring in each of his three seasons ... selected in first round (14th overall) of 1980 NBA Draft by Washington.


Season	G	FG-A	PCT	3P-A	PCT	FT-A	PCT	PTS	AVG
1977-78	14	83-197	.421	—	—	37-52	.712	203	14.5
1978-79	27	195-417	.468	—	—	109-139	.784	499	18.5
1979-80	28	211-412	.512	—	—	127-143	.888	549	19.6
<b>Totals</b>	<b>69</b>	<b>489-1026</b>	<b>.477</b>	<b>—</b>	<b>—</b>	<b>273-334</b>	<b>.817</b>	<b>1251</b>	<b>18.1</b>

### 10. Joe Franklin — 1,215


A first-team all-Big Ten choice in 1967-68 ... UW's career rebounding average leader (11.9) and the school's No. 2 rebounder overall ... led team in rebounding in each of his three seasons ... team MVP in 1966-67 and 1967-68 ... team captain in 1967-68 ... chosen in fifth round (63rd overall) of 1968 NBA Draft by Milwaukee.

Season	G	FG-A	PCT	3P-A	PCT	FT-A	PCT	PTS	AVG
1965-66	24	118-281	.419	—	—	48-99	.485	284	11.8
1966-67	24	139-316	.440	—	—	109-167	.653	387	16.1
1967-68	24	202-402	.502	—	—	140-210	.667	544	22.7
<b>Totals</b>	<b>72</b>	<b>459-999</b>	<b>.459</b>	<b>—</b>	<b>—</b>	<b>297-476</b>	<b>.624</b>	<b>1215</b>	<b>16.9</b>

## 1,000-POINT SCORERS (CONT.)



Dale Koehler was a two-time team MVP and two-time team captain for the Badgers in the mid-1970s.



Leon Howard started for three seasons at Wisconsin and led the Badgers in scoring in each of his last two years.

### 11. Dale Koehler — 1,200

Two-time team MVP and two-time team captain (1974-75 and 1975-76) ... also led team in scoring and rebounding his last two seasons ... registered 28 straight games scoring in double figures ... connected on school-record 17 free throws vs. Loyola (Ill.) on Dec. 6, 1975 ... set then-school record for points in a half with 28 in second half vs. Michigan on Feb. 2, 1976 ... selected by Cleveland in eighth round (123rd overall) of 1976 NBA Draft.

Season	G	FG-A	PCT	3P-A	PCT	FT-A	PCT	PTS	AVG
1972-73	7	4-11	.364	—	—	3-6	.500	11	1.6
1973-74	24	129-273	.473	—	—	44-73	.603	302	12.6
1974-75	21	155-307	.505	—	—	72-109	.661	382	18.2
1975-76	26	190-437	.435	—	—	125-165	.758	505	19.4
<b>Totals</b>	<b>78</b>	<b>478-1028</b>	<b>.465</b>	<b>—</b>	<b>—</b>	<b>244-353</b>	<b>.691</b>	<b>1200</b>	<b>15.4</b>

### 12. Dick Cable — 1,180

Team MVP and captain in 1954-55 ... led UW in scoring in 1953-54 and 1954-55 ... paced team in free throw percentage in 1952-53 and 1953-54 ... Milwaukee's second choice in 1955 NBA Draft.

Season	G	FG-A	PCT	3P-A	PCT	FT-A	PCT	PTS	AVG
1951-52	16	50-128	.391	—	—	36-51	.706	136	8.5
1952-53	22	110-299	.368	—	—	81-110	.736	301	13.7
1953-54	22	116-266	.436	—	—	69-92	.750	301	13.7
1954-55	22	156-389	.401	—	—	130-170	.765	442	20.2
<b>Totals</b>	<b>82</b>	<b>432-1082</b>	<b>.399</b>	<b>—</b>	<b>—</b>	<b>316-423</b>	<b>.747</b>	<b>1180</b>	<b>14.4</b>

### 13. Joe Chnelich — 1,171

Two-time team captain (1978-79 and 1979-80) and team MVP in 1979-80 ... led Badgers in rebounding in 1977-78 ... paced UW in field goal percentage in 1976-77 ... a four-year starter ... chosen by New York in the fourth round (82nd overall) of the 1980 NBA Draft.

Season	G	FG-A	PCT	3P-A	PCT	FT-A	PCT	PTS	AVG
1976-77	27	122-227	.537	—	—	77-113	.681	321	11.9
1977-78	27	112-221	.507	—	—	51-72	.708	275	10.2
1978-79	26	108-230	.470	—	—	60-92	.652	276	10.6
1979-80	29	123-230	.535	—	—	53-81	.654	299	17.7
<b>Totals</b>	<b>109</b>	<b>465-908</b>	<b>.512</b>	<b>—</b>	<b>—</b>	<b>241-358</b>	<b>.673</b>	<b>1171</b>	<b>10.7</b>

### 14. Don Rehfeldt — 1,169

UW's last first-team all-America selection (1949-50) ... Big Ten MVP in 1950 ... first-team all-Big Ten in 1949 and 1950 ... two-time team MVP (1948-49 and 1949-50) ... led UW in scoring and free throw percentage in 1948-49 and 1949-50 and led Badgers in field goal percentage in 1947-48, 1948-49 and 1949-50 ... still holds school record for field goal attempts with 37 vs. Iowa on Feb. 28, 1949 ... chosen second overall by Baltimore in the 1950 NBA Draft.

Season	G	FG-A	PCT	3P-A	PCT	FT-A	PCT	PTS	AVG
1944-45*	9	37-na	—	—	—	21-na	—	95	10.6
1946-47	8	12-51	.235	—	—	9-18	.500	33	4.1
1947-48	20	86-258	.333	—	—	52-78	.667	224	11.2
1948-49	22	146-436	.335	—	—	89-129	.690	381	17.3
1949-50	22	170-505	.337	—	—	96-147	.653	436	19.8
<b>Totals</b>	<b>81</b>	<b>451-1250</b>	<b>.361</b>	<b>—</b>	<b>—</b>	<b>267-372</b>	<b>.718</b>	<b>1169</b>	<b>14.4</b>

\*Entered service after first semester. Field goal and free throw attempts not available.

### 15. Leon Howard — 1,165

Two-time team MVP (1971-72 and 1972-73) ... team captain in 1972-73 ... three-year starter who led the UW in scoring in each of his last two seasons ... paced Badgers in free throw percentage in 1972-73.

Season	G	FG-A	PCT	3P-A	PCT	FT-A	PCT	PTS	AVG
1970-71	23	133-290	.455	—	—	90-130	.692	356	14.8
1971-72	23	143-346	.413	—	—	92-136	.676	378	16.4
1972-73	24	157-353	.445	—	—	117-157	.745	431	18.0
<b>Totals</b>	<b>70</b>	<b>433-989</b>	<b>.438</b>	<b>—</b>	<b>—</b>	<b>299-423</b>	<b>.707</b>	<b>1165</b>	<b>16.6</b>

### 16. Scott Roth — 1,156

Team MVP as a senior in 1984-85 ... two-time team captain (1983-84 and 1984-85) ... three-year starter ... led UW in scoring in 1984-85, field goal percentage in 1983-84 and 1984-85 and free throw percentage, assists and steals in 1983-84.

Season	G	FG-A	PCT	3P-A	PCT	FT-A	PCT	PTS	AVG
1981-82	25	47-102	.461	—	—	10-18	.556	104	4.2
1982-83	28	59-156	.378	0-0	—	43-60	.717	161	5.8
1983-84	28	151-304	.497	—	—	76-96	.792	378	13.5
1984-85	28	198-365	.542	—	—	117-156	.750	513	18.3
<b>Totals</b>	<b>109</b>	<b>455-927</b>	<b>.491</b>	<b>0-0</b>	<b>—</b>	<b>246-330</b>	<b>.745</b>	<b>1156</b>	<b>10.6</b>



## 1,000-POINT SCORERS (CONT.)

### 17. James Johnson — 1,147

Team MVP and captain in 1968-69 ... three-year starter ... led Badgers in scoring, rebounding and field goal percentage in 1968-69 ... paced UW in free throw percentage in 1967-68 ... selected by Boston in seventh round (93rd overall) of 1969 NBA Draft.

Season	G	FG-A	PCT	3P-A	PCT	FT-A	PCT	PTS	AVG
1966-67	24	104-228	.456	—	—	72-107	.673	280	11.7
1967-68	24	155-355	.437	—	—	95-130	.731	405	16.9
1968-69	24	164-401	.409	—	—	134-192	.698	462	19.2
<b>Totals</b>	<b>72</b>	<b>423-984</b>	<b>.430</b>	<b>—</b>	<b>—</b>	<b>301-429</b>	<b>.702</b>	<b>1147</b>	<b>15.9</b>

### 18. Ken Siebel — 1,084

Three-time team MVP ... three-year starter who led UW in scoring in 1961-62 ... paced Badgers in field goal percentage in 1960-61 and 1961-62 ... UW's free throw percentage leader in each of his three seasons ... selected by Baltimore in the sixth round (47th overall) of the 1963 NBA Draft.

Season	G	FG-A	PCT	3P-A	PCT	FT-A	PCT	PTS	AVG
1960-61	24	108-250	.432	—	—	67-97	.691	283	11.8
1961-62	24	144-318	.453	—	—	104-155	.671	392	16.3
1962-63	23	149-344	.433	—	—	111-158	.703	409	17.8
<b>Totals</b>	<b>71</b>	<b>401-912</b>	<b>.440</b>	<b>—</b>	<b>—</b>	<b>282-410</b>	<b>.688</b>	<b>1084</b>	<b>15.3</b>

### 19. Tim Locum — 1,077

Two-time team captain (1989-90 and 1990-91) ... two-year starter ... holds UW record for career three-point field goals made ... shares UW record for career games played ... led Badgers in three-point field goal percentage in each of his last three seasons ... tied for team lead in steals with 33 in 1989-90.

Season	G	FG-A	PCT	3P-A	PCT	FT-A	PCT	PTS	AVG
1987-88	28	58-137	.423	41-93	.441	30-35	.857	187	6.7
1988-89	30	83-168	.494	54-111	.486	45-55	.818	265	8.8
1989-90	30	94-194	.485	67-143	.469	40-45	.889	295	9.8
1990-91	30	107-212	.505	65-134	.485	51-59	.864	330	11.0
<b>Totals</b>	<b>118</b>	<b>342-711</b>	<b>.481</b>	<b>227-481</b>	<b>.472</b>	<b>166-194</b>	<b>.856</b>	<b>1077</b>	<b>9.1</b>

### 20. Larry Petty — 1,066

Tabbed UW's Most Improved Player in back-to-back seasons (1978-79 and 1979-80) ... four-year starter ... led UW in field goal percentage in 1978-79 and 1980-81 ... chosen by Los Angeles in the seventh round (157th overall) of the 1981 NBA Draft.

Season	G	FG-A	PCT	3P-A	PCT	FT-A	PCT	PTS	AVG
1977-78	27	50-138	.362	—	—	34-63	.540	134	5.0
1978-79	27	106-204	.520	—	—	55-94	.585	267	9.9
1979-80	29	97-210	.462	—	—	59-107	.551	253	8.7
1980-81	27	172-348	.494	—	—	68-126	.539	412	15.3
<b>Totals</b>	<b>110</b>	<b>425-900</b>	<b>.472</b>	<b>—</b>	<b>—</b>	<b>216-390</b>	<b>.554</b>	<b>1066</b>	<b>9.7</b>

### BOXING BANNERS

Wisconsin dominated the NCAA boxing scene for practically the entire 28 years (1933-60) that the school sponsored the sport. The Badgers, who owned an incredible 105-8-10 all-time record at home, won eight NCAA team titles (the banners still hang in the UW Field House) and 38 individual championships.

Ironically, the most famous boxer ever to perform in the UW Field House was not a collegian; the legendary Cassius Clay — later Muhammad Ali — fought in the 1959 Pan American Games trials held in the Field House. Clay lost in the finals to a Marine Corps southpaw named Amos Johnson.

### 21. Chuck Nagle — 1,064

Academic all-Big Ten in 1966-67 ... three-year starter who led UW in scoring and free throw percentage in 1966-67.

Season	G	FG-A	PCT	3P-A	PCT	FT-A	PCT	PTS	AVG
1966-67	24	188-421	.447	—	—	87-117	.744	463	19.3
1967-68	24	146-312	.468	—	—	48-70	.686	340	14.2
1968-69	24	104-259	.402	—	—	53-63	.841	261	10.9
<b>Totals</b>	<b>72</b>	<b>438-992</b>	<b>.442</b>	<b>—</b>	<b>—</b>	<b>188-250</b>	<b>.752</b>	<b>1064</b>	<b>14.8</b>

### 22. J.J. Weber — 1,021

Team MVP and tri-captain in 1986-87 ... led Badgers in rebounding in 1984-85 and 1986-87 ... led team in scoring, field goal percentage, free throw percentage, steals and minutes in 1986-87 ... paced club in blocked shots in 1985-86 and 1986-87 ... tabbed team's Most Improved Player in 1984-85 ... three-year starter ... ranks fourth on UW's career blocked shots list.

Season	G	FG-A	PCT	3P-A	PCT	FT-A	PCT	PTS	AVG
1983-84	18	7-13	.538	—	—	2-5	.400	16	0.9
1984-85	28	85-173	.491	—	—	37-53	.698	207	7.4
1985-86	28	131-258	.508	—	—	67-89	.753	329	11.8
1986-87	31	182-324	.562	—	—	105-141	.745	469	15.1
<b>Totals</b>	<b>105</b>	<b>405-768</b>	<b>.527</b>	<b>—</b>	<b>—</b>	<b>211-288</b>	<b>.733</b>	<b>1021</b>	<b>9.7</b>

### 23. Willie Simms — 1,015

Team captain in 1990-91 ... named team's Most Improved Player in 1988-89 ... three-year starter ... led Badgers in field goal percentage and free throw percentage in 1989-90 ... topped team in assists in each of his last two seasons ... shared team lead with 33 steals in 1989-90 and led team in steals with 27 in 1990-91.

Season	G	FG-A	PCT	3P-A	PCT	FT-A	PCT	PTS	AVG
1987-88	2	1-4	.250	0-0	—	2-5	.400	4	2.0
1988-89	30	84-162	.519	1-2	.500	21-53	.396	190	6.3
1989-90	30	153-284	.539	2-6	.333	92-146	.630	400	13.3
1990-91	29	153-267	.573	1-3	.333	114-179	.637	421	14.5
<b>Totals</b>	<b>91</b>	<b>391-717</b>	<b>.545</b>	<b>4-11</b>	<b>.364</b>	<b>229-383</b>	<b>.598</b>	<b>1015</b>	<b>11.2</b>


# SEASON RECORDS

## Games Played

1. 32 Hennssy Auriantal, 1996
- 32 Sean Daugherty, 1996
- 32 Sam Okey, 1996
4. 31 Osita Nwachukwu, 1996
- 31 Michael Finley, 1992
- 31 Tracy Webster, 1992
- 31 Grant Johnson, 1992
- 31 Billy Douglass, 1990
- 31 Larry Hisle, 1990
- 31 Danny Jones, 1990
- 31 Kurt Portmann, 1990
- 31 Danny Jones, 1987
- 31 Rod Ripley, 1987
- 31 Shelton Smith, 1987
- 31 J.J. Weber, 1987

## Games Started

1. 32 Sam Okey, 1996
2. 31 Sean Daugherty, 1996
- 31 Tracy Webster, 1992
- 31 Danny Jones, 1990
- 31 J.J. Weber, 1987
6. 30 Willie Simms, 1990
- 30 Patrick Tompkins, 1990
- 30 Trent Jackson, 1989
- 30 Danny Jones, 1989
10. 29 Four players tied



Patrick Tompkins shot a school-record .636 from the field in 1990-91.

## Minutes Played

1. 1,099 Trent Jackson, 1989
2. 1,091 Patrick Tompkins, 1991
3. 1,077 Tracy Webster, 1992
4. 1,062 Danny Jones, 1989
5. 1,046 Michael Finley, 1994
6. 1,045 Cory Blackwell, 1983
7. 1,043 Danny Jones, 1990
8. 1,032 Trent Jackson, 1988
9. 1,030 Rick Olson, 1984
10. 1,024 Sam Okey, 1996

## Points

1. 620 Michael Finley, 1993
2. 611 Danny Jones, 1989
3. 592 Michael Finley, 1994
4. 574 Trent Jackson, 1989
5. 571 Rick Olson, 1986
6. 570 Clarence Sherrod, 1971
7. 554 Michael Finley, 1995
8. 550 Claude Gregory, 1981
9. 549 Wes Matthews, 1980
10. 548 Danny Jones, 1990

## Scoring Average

1. 23.8 Clarence Sherrod, 1971
2. 22.7 Joe Franklin, 1968
3. 22.4 Clarence Sherrod, 1970
4. 22.1 Michael Finley, 1993
5. 20.5 Michael Finley, 1995
6. 20.4 Michael Finley, 1994
- 20.4 Danny Jones, 1989
- 20.4 Rick Olson, 1986
- 20.4 Claude Gregory, 1981
10. 20.2 Dick Cable, 1955

## Field Goals Made

1. 237 Rick Olson, 1986
2. 231 Danny Jones, 1989
3. 223 Michael Finley, 1993
4. 215 Danny Jones, 1990
- 215 Cory Blackwell, 1983
6. 211 Wes Matthews, 1980
- 211 Clarence Sherrod, 1971
8. 208 Michael Finley, 1994
9. 202 Joe Franklin, 1968
10. 201 Trent Jackson, 1989
- 201 Cory Blackwell, 1984

## Field Goal Attempts

1. 519 Clarence Sherrod, 1971
2. 505 Don Rehfeldt, 1960
3. 485 Rick Olson, 1986
4. 478 Michael Finley, 1993
5. 470 Michael Finley, 1995
6. 468 Bob Litzow, 1957
7. 465 Cory Blackwell, 1983
8. 449 Danny Jones, 1989
9. 446 Michael Finley, 1994
10. 439 Cory Blackwell, 1984

## Field Goal Percentage

(min. 100 attempts)

1. .636 P. Tompkins (164-258), 1991
2. .611 Louis Ely (80-131), 1993
3. .592 Jeff Petersen (93-157), 1994
4. .573 Willie Simms (153-267), 1991
5. .570 Al Rudd (81-142), 1976
- .570 Danny Jones (176-309), 1988
7. .566 Rashard Griffith (167-295), 1995
8. .562 J.J. Weber (182-324), 1987
9. .558 Danny Jones (101-181), 1987
- .558 Kurt Portmann (63-113), 1989

## 3-Point Field Goals Made

1. 75 Tracy Webster, 1992
2. 74 Trent Jackson, 1988
3. 73 Trent Jackson, 1989
4. 67 Tim Locum, 1990
5. 66 Michael Finley, 1994
6. 65 Tim Locum, 1991
7. 63 Michael Finley, 1993
8. 59 Shelton Smith, 1987
9. 58 Michael Finley, 1995
10. 54 Three players tied

## 3-Point Field Goal Attempts

1. 204 Michael Finley, 1995
2. 182 Michael Finley, 1994
3. 173 Michael Finley, 1993
4. 164 Trent Jackson, 1988
5. 163 Trent Jackson, 1989
6. 153 Tracy Webster, 1992
7. 143 Tim Locum, 1990
8. 139 Shelton Smith, 1987
9. 134 Tracy Webster, 1993
- 134 Tim Locum, 1991
- 134 Andy Kilbride, 1995



## SEASON RECORDS (CONT.)

### Tennis, Anyone?

Former Badger coach John Powless, who now does color commentary on Wisconsin basketball telecasts, has been ranked No. 1 in the world in tennis singles and doubles for senior men 55 and older.

### 3-Point Field Goal Pct.

(min. 60 attempts)

1. .490 Tracy Webster (75-153), 1992
2. .486 Tim Locum (54-111), 1989
3. .485 Tim Locum (65-134), 1991
4. .475 Mike Heineman (29-61), 1987
5. .469 Tim Locum (67-143), 1990
6. .458 Andy Kilbride (49-107), 1993
- .458 Brian Good (38-83), 1992
8. .451 Trent Jackson (74-164), 1988
9. .448 Trent Jackson (73-163), 1989
10. .441 Tim Locum (41-93), 1988

### Free Throws Made

1. 168 Clarence Sherrod, 1970
2. 152 Claude Gregory, 1981
3. 149 Danny Jones, 1989
4. 148 Clarence Sherrod, 1970
5. 145 Dick Miller, 1956
6. 140 Michael Finley, 1995
- 140 Joe Franklin, 1968
- 140 Claude Gregory, 1980
9. 134 James Johnson, 1969
10. 130 Dick Cable, 1955

### Free Throw Attempts

1. 210 Joe Franklin, 1968
2. 202 Clarence Sherrod, 1970
- 202 Claude Gregory, 1981
4. 200 Clarence Sherrod, 1971
5. 199 Danny Jones, 1989
6. 192 James Johnson, 1969
7. 189 Claude Gregory, 1980
8. 188 Danny Jones, 1990
9. 181 Cory Blackwell, 1984
- 181 Dick Cable, 1956
- 181 Michael Finley, 1995

### Free Throw Percentage

(min. 50 made)

1. .905 Brian Good (57-63), 1990
2. .894 Rick Olson (59-66), 1984
3. .890 Rick Olson (72-82), 1985

4. .888 Wes Matthews (127-143), 1980
5. .882 Rick Olson (97-110), 1986
6. .864 Tim Locum (51-59), 1991
7. .841 Chuck Nagle (53-63), 1969
8. .832 Clarence Sherrod (168-202), 1970
9. .830 Trent Jackson (88-106), 1988
10. .828 Brad Sellers (82-99), 1983

### Rebounds

1. 344 Jim Clinton, 1951
2. 334 Joe Franklin, 1968
3. 306 Jack Brens, 1963
4. 301 Kim Hughes, 1973
5. 290 Paul Morrow, 1952
6. 281 Rashard Griffith, 1995
7. 289 Joe Franklin, 1967
8. 270 James Gregory, 1977
9. 267 Tom Gwyn, 1963
10. 266 Kim Hughes, 1974

### Rebounding Average

1. 15.6 Jim Clinton, 1951
2. 13.9 Joe Franklin, 1968
3. 13.2 Paul Morrow, 1952
4. 12.8 Jack Brens, 1963
5. 12.5 Kim Hughes, 1973
6. 12.0 Joe Franklin, 1967
7. 11.3 Ab Nicholas, 1951
8. 11.1 Tom Gwyn, 1963
- 11.1 Kim Hughes, 1974
10. 11.0 Albert Henry, 1970

### Assists

1. 179 Tracy Webster, 1993
2. 171 Tracy Webster, 1994
3. 151 Tracy Webster, 1992
4. 137 Mike Heineman, 1987
5. 118 Wes Matthews, 1980
6. 111 Mike Heineman, 1985
7. 108 Tom Molaski, 1989
- 108 Michael Finley, 1995
9. 106 Wes Matthews, 1979
10. 104 Tom Molaski, 1988

### Assist-to-Turnover Ratio

(min. 50 assists and at least 2-to-1 ratio)


1. 2.38 Tracy Webster, 1994
2. 2.36 Mike Heineman, 1985
3. 2.33 Mike Heineman, 1986
4. 2.24 Tracy Webster, 1993
5. 2.07 Tim Locum, 1989
6. 2.06 Tom Molaski, 1987
7. 2.01 Mike Heineman, 1987
8. 2.00 Tom Molaski, 1989

### Blocked Shots

1. 68 Brad Sellers, 1983
2. 66 Rashard Griffith, 1994
3. 58 Rashard Griffith, 1995
4. 52 Brad Sellers, 1982
5. 45 J.J. Weber, 1987
6. 42 Sam Okey, 1996
7. 41 Louis Ely, 1992
8. 34 Paul Grant, 1997
- 34 Kurt Portmann, 1989
10. 31 Louis Ely, 1993

### Steals

1. 69 Tracy Webster, 1994
2. 66 Tracy Webster, 1993
3. 63 Ty Calderwood, 1987
4. 59 Trent Jackson, 1988
5. 53 Wes Matthews, 1979
6. 52 Michael Finley, 1995
7. 50 Trent Jackson, 1989
8. 49 Michael Finley, 1993
9. 48 Tracy Webster, 1992
10. 45 Claude Gregory, 1979



Brad Sellers blocked a school-record 68 shots in 1983.

# GAME RECORDS

## Points

- 1. 42 Michael Finley at Eastern Michigan, 12/10/94
- 42 Ken Barnes vs. Indiana, 3/8/65
- 3. 39 Rick Olson vs. Michigan, 1/14/84
- 4. 38 Dale Koehler vs. Iowa, 2/1/75
- 38 Joe Franklin vs. Michigan State, 1/16/68
- 6. 37 Chuck Nagle vs. Michigan, 3/4/67
- 7. 36 Michael Finley vs. Missouri, 3/19/94
- 36 Tracy Webster vs. SE Missouri State, 11/25/91
- 36 Dale Koehler vs. Michigan, 2/2/76
- 10. 35 Rick Olson vs. San Francisco State, 12/2/85
- 35 Claude Gregory vs. Kentucky State, 12/5/80
- 35 Jack Brens vs. Indiana, 2/25/63
- 35 Clarence Sherrod vs. Iowa, 2/10/70
- 35 Don Rehfeldt vs. Northwestern, 2/11/50

## Points in a Half

- 1. 33 Michael Finley (2nd) at E. Michigan, 12/10/94
- 2. 28 Dale Koehler (2nd) at Michigan, 2/2/76
- 3. 27 Marty Gharrity (2nd) vs. Loyola (IL), 12/12/59
- 4. 25 Michael Finley (1st) vs. Michigan State, 2/2/94
- 5. 24 Tracy Webster (2nd) vs. SE Missouri St., 11/25/91
- 6. 23 Rick Olson (1st) vs. Michigan, 1/14/83
- 23 Clarence Sherrod (2nd) at Iowa, 2/10/70
- 23 Joe Franklin (2nd) vs. Illinois, 3/11/67
- 23 Ken Barnes (1st) vs. Indiana, 3/8/65
- 10. 22 Michael Finley (2nd) vs. UW-Green Bay, 12/5/92

## Field Goals

- 1. 17 Michael Finley at Eastern Michigan, 12/10/94
- 17 Rick Olson vs. San Francisco State, 12/2/85
- 3. 16 Bob Litzow vs. Indiana, 2/10/58
- 4. 15 Rick Olson at Michigan State, 1/30/86
- 15 Rick Olson vs. Purdue, 1/19/85
- 15 Dale Koehler vs. Iowa, 2/1/75
- 15 Dale Koehler at Michigan, 2/2/76
- 15 Clarence Sherrod vs. Eastern Illinois, 12/1/70
- 15 Chuck Nagle vs. Purdue, 3/2/68
- 15 Joe Franklin vs. Michigan State, 1/16/68
- 15 Joe Franklin vs. Michigan, 1/6/68
- 15 Ken Barnes vs. Indiana, 3/8/65

## Field Goal Attempts

- 1. 37 Don Rehfeldt vs. Iowa, 2/28/49
- 2. 32 Bob Litzow vs. Indiana, 2/10/58
- 32 Don Rehfeldt vs. Iowa, 2/18/50
- 4. 31 Michael Finley at Eastern Michigan, 12/10/94
- 31 Don Rehfeldt at UCLA, 12/23/48
- 6. 30 Bob Litzow at Ohio State, 1/14/56
- 7. 28 Michael Finley at Michigan State, 1/23/93

- 28 Jack Brens vs. Indiana, 2/25/63
- 9. 27 Tracy Webster at Nebraska, 12/11/91
- 27 Rick Olson vs. Illinois, 2/15/86
- 27 Rick Olson vs. Boston College, 12/27/85
- 27 Rick Olson vs. San Francisco State, 12/2/85
- 27 Michael Finley vs. Penn State, 1/26/95

## Field Goal Percentage (min. 10 attempts)

- 1. .923 Al Henry (12-13) vs. Minnesota, 1/13/70
- 2. .909 Larry Hisle (10-11) vs. Texas-Arlington, 12/22/90
- .909 Scott Roth (10-11) at New Mexico, 12/29/84
- 4. .900 Carlton McGee (9-10) vs. Michigan, 2/26/92
- .900 Patrick Tompkins (9-10) at Oregon, 11/24/90
- .900 Willie Simms (9-10) vs. Iowa, 1/11/90
- .900 Trent Jackson (9-10) vs. Northwestern, 1/30/88
- .900 Larry Petty (9-10) vs. Illinois, 1/18/79
- 9. .875 Leon Howard (14-16) vs. Michigan State, 1/20/73
- 10. .846 Wes Matthews (11-13) vs. Michigan State, 12/23/79
- .846 Walter Holt (11-13) vs. Rice, 12/16/57

## 3-Point Field Goals Made

- 1. 7 Michael Finley at Eastern Michigan, 12/10/94
- 7 Tracy Webster vs. Missouri, 3/19/94
- 7 Michael Finley at Michigan, 1/29/94
- 7 Larry Hisle vs. Texas-Arlington, 12/22/90
- 7 Tim Locum vs. Rollins, 12/15/89
- 7 Tim Locum vs. Butler, 12/5/87
- 7 Trent Jackson at Ohio State, 1/17/87
- 8. 6 Andy Kilbride vs. Indiana, 3/14/93
- 6 Tim Locum vs. Minnesota, 1/22/90
- 6 Tim Locum vs. Western Kentucky, 11/25/89
- 6 Trent Jackson vs. Oregon, 11/26/88
- 6 Trent Jackson at UNLV, 12/28/87

## 3-Point Field Goal Attempts

- 1. 16 Michael Finley at Eastern Michigan, 12/10/94
- 2. 13 Tracy Webster vs. Missouri, 3/19/94
- 13 Michael Finley at Minnesota, 2/18/93
- 4. 12 Michael Finley vs. Valparaiso, 12/6/94
- 12 Andy Kilbride at Minnesota, 2/28/95
- 12 Michael Finley at Michigan, 1/29/94
- 12 Tim Locum vs. Butler, 12/5/87
- 8. 11 7 players tied

## 3-Point Field Goal Pct. (min. 6 attempts)

- 1. 1.000 Larry Hisle (7-7) vs. Texas-Arlington, 12/22/90
- 2. .833 Tracy Webster (5-6) vs. Illinois, 2/20/92
- .833 Tim Locum (5-6) vs. Iowa, 1/25/88
- .833 Tim Locum (5-6) vs. Iowa, 1/17/91
- .833 Shelton Smith (5-6) vs. Northern Illinois, 12/11/86



## GAME RECORDS (CONT.)

- 6. .778 Tim Locum (7-9) vs. Rollins, 12/15/89
- 7. .750 Tim Locum (6-8) vs. Western Kentucky, 11/25/89
- .750 Trent Jackson (6-8) vs. Oregon, 11/26/88
- 9. .714 Jeremy Hall (5-7) vs. Eastern Illinois, 12/28/95
- .714 Andy Kilbride (5-7) vs. Michigan State, 2/2/94
- .714 Tim Locum (5-7) vs. Texas-Arlington, 12/22/90
- .714 Trent Jackson (5-7) at Michigan State, 3/12/88

### Free Throws Made

- 1. 17 Dale Koehler vs. Loyola (IL), 12/6/75
- 2. 15 Paul Grant vs. Iowa, 2/26/97
- 15 Michael Finley vs. Michigan, 2/11/95
- 15 Bill Pearson at Northwestern, 2/18/78
- 15 Paul Morrow at Michigan, 2/21/53
- 6. 14 Ty Calderwood at St. Bonaventure, 12/14/96
- 14 Rick Olson vs. Purdue, 2/13/86
- 14 Clarence Sherrod vs. Tulane, 12/19/70
- 9. 13 Michael Finley vs. Missouri, 3/19/94
- 13 Tracy Webster vs. SE Missouri State, 11/25/91
- 13 Danny Jones vs. Marquette, 2/22/89
- 13 Danny Jones vs. Minnesota, 1/4/89
- 13 Danny Jones at Marquette, 12/3/88

### Free Throw Attempts

- 1. 24 Paul Morrow at Michigan, 2/21/53
- 2. 23 Dale Koehler vs. Loyola (IL), 12/6/75
- 3. 19 Willie Simms vs. Minnesota, 1/7/91
- 19 Joe Franklin vs. Michigan, 1/10/67
- 5. 18 Ty Calderwood at St. Bonaventure, 12/14/96
- 18 Joe Franklin at Northwestern, 3/9/68
- 7. 17 Sam Okey vs. UW-Milwaukee, 12/10/96
- 17 Michael Finley vs. Michigan, 2/11/95
- 17 Danny Jones vs. Michigan, 2/3/90
- 17 Leon Howard vs. Illinois, 2/10/73
- 17 Ron Jackson vs. Iowa, 1/6/62
- 17 Ken Siebel at Indiana, 2/12/62
- 17 Jack Brens at Indiana, 2/12/62

### Free Throw Percentage (min. 10 attempts)

- 1. 1.000 Paul Grant (15-15) vs. Iowa, 2/26/97
- 1.000 Rick Olson (14-14) vs. Purdue, 2/13/86
- 1.000 Tim Locum (12-12) vs. Marquette, 2/19/90
- 1.000 Rod Ripley (12-12) vs. Marquette, 11/30/85
- 1.000 Scott Roth (12-12) vs. Washington State, 12/1/84
- 1.000 Clarence Sherrod (12-12) vs. Ohio State, 2/24/70
- 1.000 Dick Miller (12-12) at Illinois, 1/9/56
- 1.000 Claude Gregory (11-11) vs. Northwestern, 1/11/79
- 1.000 Wes Matthews (11-11) vs. Cleveland State, 12/22/79
- 1.000 Clarence Sherrod (11-11) at Minnesota, 3/6/71
- 1.000 Leon Howard (11-11) at Iowa, 2/27/71
- 1.000 Clarence Sherrod (11-11) vs. Illinois, 2/23/71
- 1.000 Dick Miller (11-11) vs. Minnesota, 2/21/55
- 1.000 Tracy Webster (10-10) vs. Northwestern, 2/3/93
- 1.000 Michael Finley (10-10) vs. Michigan, 2/26/92
- 1.000 Michael Finley (10-10) vs. Purdue, 2/2/92

- 1.000 Tim Locum (10-10) vs. Ohio State, 3/4/89
- 1.000 Trent Jackson (10-10) vs. Northern Illinois, 12/1/87
- 1.000 Ron Weisner (10-10) at LSU, 12/19/53

### Rebounds

- 1. 30 Paul Morrow vs. Purdue, 1/3/53
- 2. 27 Joe Franklin vs. Purdue, 3/2/68
- 3. 26 Mark Zubor vs. Gonzaga, 12/17/63
- 4. 25 Joe Chernelich vs. St. Mary's, 12/2/76
- 5. 23 Joe Franklin at Illinois, 12/19/66
- 23 Ken Barnes vs. Indiana, 3/8/65
- 23 Jack Brens vs. St. John's, 1/26/63
- 23 Curt Mueller vs. Northwestern, 3/3/56
- 9. 22 Kerry Hughes vs. Iowa, 2/9/74
- 22 Jack Brens vs. Illinois, 2/11/63

### Assists

- 1. 13 Tracy Webster vs. Michigan, 2/26/92
- 13 Wes Matthews vs. Army, 12/30/79
- 3. 12 Tracy Webster vs. Coastal Carolina, 12/7/92
- 4. 11 Mike Heineman vs. Northwestern, 3/9/85
- 11 Wes Matthews at Northwestern, 2/24/79
- 11 Joe Chernelich vs. Canisius, 12/3/77
- 11 Jim Smith at Northwestern, 2/19/77
- 11 Dick Cable vs. California, 12/26/52
- 9. 10 By several players

### Blocked Shots

- 1. 9 Brad Sellers vs. Toledo, 11/29/82
- 2. 8 Kim Hughes vs. Rollins, 12/1/73
- 3. 7 Brad Sellers vs. Minnesota, 1/21/82
- 7 Brad Sellers vs. Ball State, 12/8/82
- 5. 6 Rashard Griffith vs. Illinois, 2/4/95
- 6 Rashard Griffith at Northwestern, 2/15/95
- 6 Rashard Griffith at Texas Tech, 12/11/93
- 6 Louis Ely at Illinois, 1/22/92
- 6 Kim Hughes vs. Illinois, 1/19/74
- 10. 5 Sam Okey vs. Manhattan, 3/13/96
- 5 Rashard Griffith vs. Illinois, 1/25/94
- 5 Louis Ely vs. Tennessee Tech, 12/31/90
- 5 J.J. Weber vs. Minnesota, 3/5/87
- 5 J.J. Weber vs. Purdue, 1/10/87
- 5 J.J. Weber vs. South Florida, 11/29/86


### Steals

- 1. 10 Michael Finley vs. Purdue, 2/13/93
- 2. 9 Mike Heineman vs. Morgan State, 11/25/84
- 3. 6 Tracy Webster at Iowa, 3/10/93
- 6 Tracy Webster vs. Illinois, 2/28/93
- 6 Tracy Webster vs. UW-Green Bay, 12/5/92
- 6 Trent Jackson vs. Michigan, 1/24/87
- 7. 5 By several players

# DOUBLE-DOUBLES

Following is a listing of all Wisconsin players who have registered at least five career "double-doubles" (double figure points and rebounds in a game) since 1950-51.

Player	Years	No.
Joe Franklin	1966-68	47
Kim Hughes	1972-74	39
Claude Gregory	1978-81	32
Dale Koehler	1973-76	31
Jack Brens	1962-64	27
Rashard Griffith	1994-95	24
Paul Morrow	1952-54	23
Joe Chnelich	1977-80	22
Kerry Hughes	1972-74	20
Brad Sellers	1982-83	20
Cory Blackwell	1982-84	19
Leon Howard	1971-73	19
James Johnson	1967-69	18
Ken Siebel	1961-63	18
Mark Zubor	1964-66	18
Tom Hughbanks	1960-62	17
James Gregory	1977-78	17
Al Henry	1969-70	16
Ken Gustafson	1964-66	16
Larry Petty	1978-81	16
J.J. Weber	1984-87	16
Tom Gwyn	1961-63	16
Patrick Tompkins	1988-91	14
Clarence Sherrod	1969-71	13
Ken Barnes	1964-66	12
Glen Richgels	1971	10
Bob Barneson	1958-60	9
Curt Mueller	1954-56	9
Michael Finley	1992-95	9
<b>Sam Okey</b>	<b>1996-97</b>	<b>8</b>
John Parker	1954-56	8
Bill Pearson	1975-78	8
Chuck Nagle	1967-69	8
Glenn Borland	1956-58	7
Ron Jackson	1961-62	7
Fred Clow	1958-60	7
Brian Kulas	1957-59	6
Marcus McCoy	1973-75	6
<b>Sean Daugherty</b>	<b>1995-97</b>	<b>6</b>
Rod Ripley	1984-87	5
Lloyd Adams	1970	5
Craig Mayberry	1969-70	5
Gary Watson	1971	5
Ray Gross	1957-59	5
Jim Clinton	1951-55	5
Tony Stracka	1952-54	5
Bobbie Johnson	1963-64	5



## Quadruple Double-double

There have been a number of noteworthy "double-doubles" in Wisconsin basketball history, but only once in the school's 99-year hoops history have four players reached double figures in points and rebounds all in the same game. It happened in Madison on Dec. 12, 1970. Leon Howard (15 points, 11 rebounds), Gary Watson (19-14), Glen Richgels (15-17) and Clarence Sherrod (25-10) each accomplished the feat in a 94-83 victory over Loyola University (New Orleans).

That Badger squad, coached by John Powless, went on to establish school records by averaging 86.3 points and 52.8 rebounds per game in 1970-71. Both of those marks stand to this day. Earlier that season, the Badgers defeated Michigan Tech 114-70 in a game in which they pulled down a school-record 79 rebounds.



## DOUBLE-DOUBLES (CONT.)

### Points-assists Double-double


Following is a list of each performance in which a Wisconsin player registered double figures in points and assists since 1973-74.

Tracy Webster at Loyola-Marymount (12-10).....	Dec. 4, 1993
Tracy Webster vs. UW-Milwaukee (17-10) .....	Nov. 27, 1993
Tracy Webster vs. Northwestern (27-10) .....	Feb. 3, 1993
Tracy Webster vs. Detroit Mercy (22-10) .....	Dec. 23, 1992
Tracy Webster vs. Michigan (10-13) .....	Feb. 26, 1992
Tracy Webster vs. Illinois (33-10) .....	Feb. 20, 1992
Tracy Webster vs. Coastal Carolina (20-12).....	Dec. 7, 1991
Willie Simms vs. Ohio State (14-10) .....	Feb. 14, 1991
Wes Matthews vs. Army* (18-13) .....	Dec. 30, 1979
Dan Hastings vs. Michigan State (14-10).....	March 3, 1979
Wes Matthews at Northwestern (23-11).....	Feb. 24, 1979
James Smith at Northwestern (10-11).....	Feb. 19, 1977

\*Rainbow Classic

Game

Score




Tracy Webster registered double figures in points and assists a school-record seven times.

### Double Figures in Assists

Listed below is each double-figure assist performance by a Badger since assists started being kept in 1973-74.

Tracy Webster at Michigan (10) .....	Jan. 29, 1994
Tracy Webster at Loyola-Marymount (10) .....	Dec. 4, 1993
Tracy Webster vs. UW-Milwaukee (10).....	Nov. 27, 1993
Tracy Webster vs. Northwestern (10) .....	Feb. 3, 1993
Tracy Webster vs. Detroit Mercy (10).....	Dec. 23, 1992
Tracy Webster vs. Michigan (13) .....	Feb. 26, 1992
Tracy Webster vs. Illinois (10) .....	Feb. 20, 1992
Tracy Webster vs. Coastal Carolina (12) .....	Dec. 7, 1991
Willie Simms vs. Ohio State (10).....	Feb. 14, 1991
Mike Heineman vs. Eastern Illinois (10) .....	Dec. 22, 1986
Mike Heineman vs. Northwestern (11) .....	March 9, 1985
Wes Matthews vs. Army* (13).....	Dec. 30, 1979
Wes Matthews at Northwestern (11) .....	Feb. 24, 1979
Dan Hastings vs. Michigan State (10) .....	March 3, 1979
Joe Chrnlich vs. Canisius (11) .....	Dec. 3, 1977
James Smith at Northwestern (11) .....	Feb. 19, 1977

\*Rainbow Classic



# 30-POINT PERFORMANCES

- 42 Michael Finley at Eastern Michigan, 12/10/94  
42 Ken Barnes vs. Indiana, 3/8/65
- 
- 39 Rick Olson vs. Michigan, 1/14/84
- 
- 38 Dale Koehler vs. Iowa, 2/1/75  
38 Joe Franklin vs. Michigan State, 1/16/68
- 
- 37 Chuck Nagle vs. Michigan, 3/4/67
- 
- 36 Michael Finley vs. Missouri, 3/19/94  
36 Tracy Webster vs. SE Missouri St., 11/25/91  
36 Dale Koehler at Michigan, 2/2/76
- 
- 35 Rick Olson vs. San Francisco State, 12/2/85  
35 Claude Gregory vs. Kentucky State, 12/5/80  
35 Clarence Sherrod at Iowa, 2/10/70  
35 Jack Brens vs. Indiana, 2/25/63  
35 Don Rehfeldt at Northwestern, 2/11/50
- 
- 34 Michael Finley vs. Ohio State, 1/20/93  
34 Cory Blackwell at Minnesota, 2/19/83  
34 Cory Blackwell vs. Ohio State, 2/9/83  
34 Joe Franklin vs. Michigan, 1/6/68  
34 Bob Litzow vs. Indiana, 2/10/58  
34 Don Rehfeldt vs. Iowa, 2/28/49
- 
- 33 Michael Finley vs. Purdue, 2/13/93  
33 Tracy Webster vs. Illinois, 2/20/92  
33 Trent Jackson at Butler, 12/10/88  
33 Scott Roth vs. Oklahoma State, 12/29/83  
33 Claude Gregory at Iowa, 2/28/81  
33 Dale Koehler vs. Loyola (IL), 12/6/75  
33 Ron Jackson vs. Dayton, 12/28/61  
33 Dick Miller at Michigan State, 2/27/56
- 
- 32 Michael Finley vs. Michigan State, 2/2/94  
32 Michael Finley vs. UW-Green Bay, 12/5/92  
32 Danny Jones vs. Ohio State, 3/4/89  
32 Rick Olson at Minnesota, 2/22/86  
32 Rick Olson at Michigan State, 1/30/86  
32 Rick Olson vs. Ohio State, 2/9/85  
32 Claude Gregory vs. Iowa, 1/15/81  
32 Leon Howard at Ohio State, 2/5/72  
32 Clarence Sherrod vs. Eastern Illinois, 12/1/70  
32 Joe Franklin vs. Arizona, 12/30/66  
32 Dick Miller at Ohio State, 1/14/56
- 
- 31 Willie Simms vs. Bowling Green, 3/13/91  
31 Danny Jones at Michigan, 2/25/89  
31 Rick Olson vs. Illinois, 2/15/86  
31 Rick Olson vs. Purdue, 1/19/85  
31 Scott Roth vs. Illinois, 1/17/85  
31 Scott Roth at Northern Illinois, 12/22/84  
31 Cory Blackwell at Purdue, 3/12/83  
31 Larry Petty vs. Minnesota, 3/7/81  
31 Claude Gregory vs. Nebraska, 12/27/79  
31 Wes Matthews at Michigan, 2/22/79  
31 Bruce McCauley at Northwestern, 1/4/75  
31 Clarence Sherrod vs. Michigan, 1/9/71  
31 Albert Henry vs. Minnesota, 1/13/70  
31 Joe Franklin vs. Purdue, 3/2/68  
31 James Johnson vs. Northwestern, 2/21/67  
31 Jack Brens vs. Utah, 12/28/62  
31 Ken Siebel vs. Utah, 12/28/62  
31 Dick Miller vs. Minnesota, 2/21/55  
31 Dick Cable vs. Tulane, 12/20/54  
31 Dick Cable at Notre Dame, 12/4/54  
31 John Kotz vs. Iowa, 3/7/42
- 
- 30 Sam Okey vs. UW-Milwaukee, 12/10/96  
30 Michael Finley at Michigan, 1/29/94  
30 Michael Finley at Illinois, 1/27/93  
30 Michael Finley vs. Michigan, 2/26/92  
30 Tim Locum vs. Western Kentucky, 11/25/89  
30 Trent Jackson vs. Minnesota, 2/28/88  
30 J.J. Weber vs. Northwestern, 3/1/87  
30 Rick Olson vs. Purdue, 2/13/86  
30 Wes Matthews at Purdue, 2/16/80  
30 Clarence Sherrod vs. Tulane, 12/19/70  
30 Clarence Sherrod vs. Ohio State, 2/24/70  
30 Clarence Sherrod vs. Michigan State, 2/7/70  
30 Clarence Sherrod vs. Ohio U., 1/31/70  
30 Joe Franklin at Northwestern, 3/9/68  
30 Chuck Nagle vs. Purdue, 3/2/68  
30 Joe Franklin vs. Illinois, 3/11/67  
30 Joe Franklin vs. Nebraska, 12/1/65  
30 Mark Zubor vs. Illinois, 12/15/64  
30 Jim Biggs vs. Northwestern, 2/28/59  
30 Paul Morrow vs. Indiana, 2/16/53

NOTE: The only players to have back-to-back 30-point games are Michael Finley, 30 at Michigan and 32 vs. Michigan State in 1994; Rick Olson, 30 vs. Purdue and 31 vs. Illinois in 1986; and Clarence Sherrod, 30 vs. Michigan State and 35 vs. Iowa in 1970.



# MISCELLANEOUS SCORING

## Class Records

### POINTS BY A FRESHMAN

**Game** 30 by Michael Finley vs. Michigan, 2/26/92  
**Season** 429 by James Gregory, 1977

### POINTS BY A SOPHOMORE

**Game** 39 by Rick Olson vs. Michigan, 1/14/84  
**Season** 620 by Michael Finley, 1993

### POINTS BY A JUNIOR

**Game** 42 by Ken Barnes vs. Indiana, 3/8/65  
**Season** 611 by Danny Jones, 1989

### POINTS BY A SENIOR

**Game** 42 by Michael Finley at E. Michigan, 12/10/94  
**Season** 574 by Trent Jackson, 1989

### REBOUNDS BY A FRESHMAN

**Game** 25 by Joe Chrnlich vs. St. Mary's (CA), 12/2/76  
**Season** 270 by James Gregory, 1977

### REBOUNDS BY A SOPHOMORE

**Game** 26 by Mark Zubor vs. Gonzaga, 12/17/63  
**Season** 344 by Jim Clinton, 1951

### REBOUNDS BY A JUNIOR

**Game** 30 by Paul Morrow vs. Purdue, 1/3/53  
**Season** 301 by Kim Hughes, 1973

### REBOUNDS BY A SENIOR

**Game** 27 by Joe Franklin vs. Purdue, 3/2/68  
**Season** 334 by Joe Franklin, 1968

## 30-point Performances

### CAREER

1. Michael Finley, 1992-95.....9
2. Rick Olson, 1983-86.....8
3. Clarence Sherrod, 1969-71 .....7  
Joe Franklin, 1966-68 .....7
5. Claude Gregory, 1978-81.....4

### SEASON


1. Rick Olson, 1986.....5
2. Michael Finley, 1993 .....4  
Clarence Sherrod, 1970 .....4  
Joe Franklin, 1968 .....4
5. Michael Finley, 1994 .....3  
Clarence Sherrod, 1971 .....3  
Cory Blackwell, 1983.....3  
Claude Gregory, 1981 .....3

## Games in Double Figures

1. Michael Finley, 1992-95.....102
2. Danny Jones, 1987-90 .....91
3. Rick Olson, 1983-86 .....80  
Claude Gregory, 1978-81.....80
5. Trent Jackson, 1986-89.....78

## Consecutive Games in Double Figures

1. Clarence Sherrod, 1970-71 .....40
2. Cory Blackwell, 1983-84 .....36
3. Danny Jones, 1989-90 .....33
4. Dale Koehler, 1975-76 .....28
5. Trent Jackson, 1987-88.....27



Paul Morrow grabbed a UW school and sophomore-record 30 rebounds in a game against Purdue in 1953.

# STATISTICAL LEADERS



Ty Calderwood

David Siskin

## Minutes Played

Year	Name	G	MIN	AVG
1978	Arnold Gaines	26	782	30.1
1979	Wes Matthews	27	986	36.5
1980	Claude Gregory	29	1001	34.5
1981	Claude Gregory	27	989	36.6
1982	Brad Sellers	27	964	35.7
1983	Brad Sellers	28	1009	36.0
1984	Cory Blackwell	28	1045	37.3
1985	Rick Olson	28	970	34.6
1986	Rick Olson	28	983	35.1
1987	J.J. Weber	31	993	32.0
1988	Trent Jackson	28	1032	36.9
1989	Trent Jackson	30	1099	36.6
1990	Danny Jones	31	1043	33.6
1991	Patrick Tompkins	30	1091	36.4
1992	Tracy Webster	31	1077	34.7
1993	Michael Finley	28	979	35.0
1994	Michael Finley	29	1046	36.1
1995	Michael Finley	27	1000	37.0
1996	Sam Okey	32	1024	32.0
1997	Ty Calderwood	27	886	32.8


## Scoring

Year	Name	G	PTS	AVG
1939	Dave Dupee	20	154	7.7
1940	Gene Englund	20	199	10.0
1941	Gene Englund	23	304	13.2
1942	John Kotz	21	325	15.5

1943	John Kotz	21	308	14.7
1944	Ray Patterson	21	295	14.0
1945	Ray Patterson	21	225	10.7
1946	Bob Cook	21	289	13.8
1947	Bob Cook	22	323	14.7
1948	Bob Cook	20	235	12.4
1949	Don Rehfeldt	22	381	17.3
1950	Don Rehfeldt	22	436	19.8
1951	Ab Nicholas	22	366	16.6
1952	Ab Nicholas	22	361	16.4
1953	Paul Murrow	22	352	16.0
1954	Dick Cable	22	301	13.7
1955	Dick Cable	22	442	20.1
1956	Dick Miller	22	429	19.5
1957	Bob Litzow	22	355	16.1
1958	Bob Litzow	22	324	14.7
1959	Bob Barneson	21	259	12.3
1960	Tom Hughbanks	24	312	13.0
1961	Tom Hughbanks	23	301	13.1
1962	Ken Siebel	24	392	16.3
1963	Jack Brens	24	425	17.8
1964	Ken Gustafson	24	359	14.9
1965	Mark Zubor	22	345	15.7
1966	Ken Gustafson	24	333	13.8
1967	Chuck Nagle	24	463	19.3
1968	Joe Franklin	24	544	22.7
1969	James Johnson	24	462	19.2
1970	Clarence Sherrod	24	538	22.4
1971	Clarence Sherrod	14	570	23.8
1972	Leon Howard	23	378	16.4
1973	Leon Howard	24	431	18.0
1974	Kim Hughes	24	367	15.3
1975	Bruce McCauley	25	418	16.7
1976	Dale Koehler	26	505	19.4
1977	James Gregory	27	429	15.9
1978	Wes Matthews	14	203	14.5
1979	Wes Matthews	27	499	18.5
1980	Wes Matthews	28	549	19.6
1981	Claude Gregory	27	550	20.4
1982	Brad Sellers	27	378	14.0
1983	Cory Blackwell	28	511	18.3
1984	Cory Blackwell	28	529	18.9
1985	Scott Roth	28	513	18.3
1986	Rick Olson	28	571	20.4
1987	J.J. Weber	31	469	15.1
1988	Trent Jackson	28	546	19.5
1989	Danny Jones	30	611	20.4
1990	Danny Jones	31	548	17.7
1991	Willie Simms	29	421	14.5
1992	Tracy Webster	31	537	17.3
1993	Michael Finley	28	620	22.1
1994	Michael Finley	29	592	20.4
1995	Michael Finley	27	554	20.5
1996	Sam Okey	32	423	13.2
1997	Paul Grant	28	350	12.5

## Field Goal Percentage


Year	Name	FG	FGA	PCT
1947	Bob Cook	124	358	.346
1948	Don Rehfeldt	86	258	.333
1949	Don Rehfeldt	146	436	.335
1950	Don Rehfeldt	170	505	.337
1951	Ab Nicholas	130	378	.344
1952	Dick Cable	50	128	.391
1953	Charles Siefert	99	264	.375
1954	Dick Cable	116	266	.436
1955	John Parker	75	177	.424
1956	Dick Miller	142	344	.413
1957	Walter Holt	46	101	.455
1958	Walter Holt	112	225	.498
1959	Bob Barneson	93	234	.397
1960	Marty Gharrity	119	244	.488
1961	Ken Siebel	108	250	.432
1962	Ken Siebel	144	318	.453
1963	Tom Gwyn	108	221	.489
1964	Tom O'Melia	77	159	.484
1965	Mark Zubor	137	290	.472
1966	Dennis Sweeney	67	137	.489
1967	Jim Johnson	104	228	.456
1968	Joe Franklin	202	402	.502
1969	James Johnson	164	401	.409
1970	Albert Henry	152	321	.474
1971	Glen Richgels	126	264	.477
1972	Kim Hughes	113	242	.467
1973	Kim Hughes	144	291	.495
1974	Gary Anderson	142	284	.500
1975	Dale Koehler	155	307	.505



James Gregory



## STATISTICAL LEADERS (CONT.)



Kurt Portmann



Jim Clinton

1976	Al Rudd	81	142	.570
1977	Joe Chrnlich	122	227	.537
1978	Bill Pearson	87	170	.512
1979	Larry Petty	106	204	.520
1980	Joe Chrnlich	123	230	.535
1981	Larry Petty	172	348	.494
1982	Brad Sellers	167	351	.476
1983	Brad Sellers	189	372	.508
1984	Scott Roth	151	304	.497
1985	Scott Roth	198	365	.542
1986	Shelton Smith	84	153	.549
1987	J.J. Weber	182	324	.562
1988	Danny Jones	176	309	.570
1989	Kurt Portmann	63	113	.558
1990	Willie Simms	153	284	.539
1991	Patrick Tompkins	164	258	.636
1992	Carlton McGee	123	222	.554
1993	Jeff Petersen	58	93	.624
1994	Jeff Petersen	93	157	.592
1995	Rashard Griffith	167	295	.566
1996	Sean Daugherty	125	272	.460
1997	Paul Grant	129	261	.494

Minimum 2.0 made per game

### 3-Point Field Goal Pct.

Year	Name	3P	3PA	PCT
1983	Rick Olson	18	48	.375
1987	Mike Heineman	29	61	.475
1988	Trent Jackson	74	164	.451
1989	Tim Locum	54	111	.486
1990	Tim Locum	67	143	.469
1991	Tim Locum	65	134	.485
1992	Tracy Webster	75	153	.490
1993	Andy Kilbride	49	107	.458
1994	Andy Kilbride	54	131	.412
1995	Andy Kilbride	54	134	.403
1996	Hennssy Auriantal	35	88	.398
1997	Ty Calderwood	39	117	.333

Minimum 1.0 made per game

### Free Throw Percentage

Year	Name	FT	FTA	PCT
1947	Bob Cook	75	101	.743
1948	Bob Cook	73	97	.754
1949	Don Rehfeldt	89	129	.690

1950	Don Rehfeldt	96	147	.653
1951	Ab Nicholas	106	149	.711
1952	Ab Nicholas	121	176	.687
1953	Dick Cable	81	110	.736
1954	Dick Cable	69	92	.750
1955	Dick Miller	87	109	.798
1956	Dick Miller	145	181	.801
1957	Bob Litzow	55	92	.598
1958	Walter Holt	71	90	.789
1959	Bob Barneson	73	108	.676
1960	Marty Gharryty	74	92	.804
1961	Ken Siebel	67	97	.691
1962	Ken Siebel	104	155	.671
1963	Ken Siebel	111	158	.703
1964	Mark Zubor	69	99	.697
1965	Ken Barnes	62	84	.738
1966	Mike Carlin	70	90	.778
1967	Chuck Nagle	87	117	.744
1968	James Johnson	95	130	.731
1969	Clarence Sherrod	92	120	.767
1970	Clarence Sherrod	168	202	.832
1971	Clarence Sherrod	148	200	.740
1972	Lee Oler	84	106	.792
1973	Leon Howard	117	157	.745
1974	Kim Hughes	57	92	.620
1975	Mike McCauley	98	125	.784
1976	Dale Koehler	125	165	.758
1977	James Gregory	97	139	.698
1978	Bill Pearson	74	95	.779
1979	Wes Matthews	109	139	.784
1980	Wes Matthews	127	143	.888

1981	Claude Gregory	152	202	.752
1982	Cory Blackwell	71	103	.689
1983	Brad Sellers	82	99	.828
1984	Scott Roth	76	96	.792
1985	Rick Olson	73	82	.890
1986	Rick Olson	97	110	.882
1987	J.J. Weber	105	141	.745
1988	Trent Jackson	88	106	.830
1989	Danny Jones	149	199	.749
1990	Willie Simms	92	146	.630
1991	Patrick Tompkins	95	147	.646
1992	Tracy Webster	90	115	.783
1993	Tracy Webster	72	89	.809
1994	Michael Finley	110	140	.786
1995	Michael Finley	140	181	.773
1996	Mosezell Peterson	79	107	.738
1997	Paul Grant	92	129	.713

Minimum 2.5 made per game

### Rebounding

Year	Name	G	REB	AVG
1951	Jim Clinton	22	344	15.6
1952	Paul Morrow	22	290	13.2
1953	Records Incomplete	—	—	—
1954	Paul Morrow	22	194	9.6
1955	Curt Mueller	19	110	5.8
1956	Curt Mueller	22	207	9.4
1957	Ray Gross	21	165	7.9




David Stuka

## STATISTICAL LEADERS (CONT.)

### Chairmen of the Boards

Joe Franklin, Kim Hughes and Claude Gregory are the only three players in school history to lead the Badgers in rebounding three times. Sam Okey could become the fourth this season.

1958	Ray Gross	22	156	7.1
1959	Bob Barneson	21	152	7.2
1960	Fred Clow	24	234	9.8
1961	Tom Hughbanks	23	198	8.6
1962	Tom Gwyn	24	192	8.0
1963	Jack Brens	24	306	12.8
1964	Ken Gustafson	24	235	9.8
1965	Ken Barnes	20	176	8.8
1966	Joe Franklin	24	235	9.8
1967	Joe Franklin	24	289	12.0
1968	Joe Franklin	24	334	13.9
1969	James Johnson	24	210	8.8
1970	Albert Henry	24	265	11.0
1971	Glen Richgels	24	254	10.6
1972	Kim Hughes	24	239	10.0
1973	Kim Hughes	24	301	12.5
1974	Kim Hughes	24	266	11.1
1975	Dale Koehler	21	213	10.1
1976	Dale Koehler	26	263	10.1
1977	James Gregory	27	270	10.0
1978	Joe Chnelich	27	182	6.7
1979	Claude Gregory	27	236	8.7
1980	Claude Gregory	29	254	8.8
1981	Claude Gregory	27	249	9.2
1982	Brad Sellers	27	254	9.4



Joe Chnelich was the Badgers' leading rebounder in 1977-78.


1983	Brad Sellers	28	219	7.8
1984	Cory Blackwell	28	243	8.7
1985	J.J. Weber	28	162	5.8
1986	Rod Ripley	28	194	6.9
1987	J.J. Weber	31	251	8.1
1988	Danny Jones	26	121	4.7
1989	Danny Jones	30	141	4.7
1990	Patrick Tompkins	28	178	6.4
1991	Patrick Tompkins	30	264	8.8
1992	Michael Finley	31	152	4.9
1993	Michael Finley	28	161	5.8
1994	Rashard Griffith	25	212	8.5
1995	Rashard Griffith	26	281	10.8
1996	Sam Okey	32	218	6.8
1997	Sam Okey	27	230	8.5

### Assists


Year	Name	G	AST	AVG
1974	Marcus McCoy	24	74	3.1
1975	Bruce McCauley	25	88	3.5
1976	James Smith	23	76	3.3
1977	Bob Falk	27	93	3.4
	Arnold Gaines	27	93	3.4
1978	Arnold Gaines	26	80	3.1
1979	Wes Matthews	27	106	3.9
1980	Wes Matthews	28	118	4.2
1981	Dan Hastings	27	85	3.1
1982	Carl Golston	27	93	3.4
1983	Rick Olson	28	83	3.0
1984	Scott Roth	28	87	3.1
1985	Mike Heineman	25	111	4.4
1986	Mike Heineman	22	100	4.5
1987	Mike Heineman	28	137	4.9
1988	Tom Molaski	28	104	3.7
1989	Tom Molaski	30	108	3.6
1990	Willie Simms	30	97	3.2
1991	Willie Simms	29	98	3.4
1992	Tracy Webster	31	151	4.9
1993	Tracy Webster	28	179	6.4
1994	Tracy Webster	29	171	5.9
1995	Michael Finley	27	108	4.0
1996	Sam Okey	32	100	3.1
1997	Ty Calderwood	27	101	3.7

### Blocked Shots

Year	Name	G	BLK	AVG
1978	Claude Gregory	27	21	0.8
1979	Claude Gregory	27	21	0.8
1980	Claude Gregory	29	20	0.7
1981	Claude Gregory	27	26	1.0
1982	Brad Sellers	27	52	1.9
1983	Brad Sellers	28	68	2.4
1984	David Miller	27	11	0.4
1985	John Ploss	28	20	0.7
1986	J.J. Weber	28	28	1.0
1987	J.J. Weber	31	45	1.5
1988	Kurt Portmann	28	25	0.9



Tom Molaski



Arnold Gaines

1989	Kurt Portmann	30	34	1.1
1990	Kurt Portmann	31	30	1.0
1991	Patrick Tompkins	30	25	0.8
1992	Louis Ely	30	41	1.4
1993	Louis Ely	28	31	1.1
1994	Rashard Griffith	25	66	2.6
1995	Rashard Griffith	26	58	2.2
1996	Sam Okey	32	42	1.3
1997	Paul Grant	28	34	1.2

### Steals

Year	Name	G	ST	AVG
1978	Arnold Gaines	26	28	1.1
1979	Wes Matthews	27	53	2.0
1980	Wes Matthews	28	42	1.5
1981	John Bailey	27	39	1.4
1982	John Bailey	27	37	1.4
1983	Cory Blackwell	28	39	1.4
1984	Scott Roth	28	43	1.5
1985	Mike Heineman	25	33	1.3
1986	Rick Olson	28	33	1.2
1987	J.J. Weber	31	41	1.3
1988	Trent Jackson	28	59	2.1
1989	Trent Jackson	30	50	1.7
1990	Willie Simms	30	33	1.1
	Tim Locum	30	33	1.1
1991	Willie Simms	29	27	0.9
1992	Tracy Webster	31	48	1.5
1993	Tracy Webster	28	66	2.4
1994	Tracy Webster	29	69	2.4
1995	Michael Finley	27	52	1.9
1996	Hennssy Auriantal	32	43	1.3
1997	Ty Calderwood	27	63	2.3



# FIELD HOUSE RECORDS

## POINTS

*Team* — 120, Wisconsin vs. Southern Methodist, 12/9/67

*Individual* — 50, Terry Dischinger (Purdue), 1/27/62

## POINTS — BOTH TEAMS

204, Wisconsin (110) vs. Northwestern (94), 2/21/67

204, Wisconsin (103) vs. Illinois (101), 2/19/62

## POINTS IN A HALF

*Team* — 67, Wisconsin vs. Iowa, 1/25/88

*Individual* — 28, Dale Koehler vs. Michigan, 2/2/76 (second half); Tony Smith (Marquette), 2/19/90 (second half)

## LARGEST UW WINNING MARGIN

55 over Denver (89-34), 12/14/88

## FIELD GOALS MADE

*Team* — 48, Wisconsin vs. Southern Methodist, 12/9/67; Wisconsin vs. Gonzaga, 12/17/63

*Individual* — 17, Steve Alford (Indiana), 1/11/86; Rick Olson vs. San Francisco State, 12/2/85; Henry Wilmore (Michigan), 1/9/71; Terry Dischinger (Purdue), 1/27/62

## FIELD GOAL ATTEMPTS

*Team* — 111, Wisconsin vs. Michigan Tech, 12/5/70

*Individual* — 37, Don Rehfeldt vs. Iowa, 2/28/49

## FIELD GOAL PERCENTAGE

*Team* — .659 (29-44), Southern Indiana vs. Wisconsin, 12/8/90

*Individual* — .929 (13-14), Quinn Buckner (Indiana), 12/20/75

## 3-POINT FIELD GOALS

*Team* — 15, Wisconsin vs. Alcorn State, 12/29/93

*Individual* — 7, Johnny Miller (Temple), 12/2/95; Dale Hanford (UW-Milwaukee), 11/27/93; Roosevelt Moore (Sam Houston State), 12/13/91; Larry Hisle vs. Texas-Arlington, 12/22/90; Tim Locum vs. Rollins, 12/15/89; Tim Locum vs. Butler, 12/5/87

## 3-POINT FIELD GOAL ATTEMPTS

*Team* — 31, Wisconsin vs. UW-Milwaukee, 11/27/93;

Wisconsin vs. Northwestern, 2/3/93

*Individual* — 15, Johnny Miller (Temple), 12/2/95

## 3-POINT FIELD GOAL PERCENTAGE

*Team* — (min. 8 att.) .889 (8-9), Wisconsin vs. North Dakota State, 12/10/86

## Individual Top-scoring Games

PLAYER	PTS.
1. Terry Dischinger (Purdue), 1/27/62	50
2. Henry Wilmore (Michigan), 1/9/71	44
Tony Smith (Marquette), 2/19/90	44
4. Ken Barnes vs. Indiana, 3/8/65	42
Glenn Robinson (Purdue), 2/13/93	42

*Individual* — 1.000 (7-7), Larry Hisle vs. Texas-Arlington, 12/22/90

## FREE THROWS MADE

*Team* — 40, Wisconsin vs. Minnesota, 1/12/53

*Individual* — 17, Geno Carlisle (Northwestern), 2/21/96; Dennis Hopson (Ohio State), 2/12/87; Dale Koehler vs. Loyola (IL), 12/6/75

## FREE THROW ATTEMPTS

*Team* — 48, Wisconsin vs. Minnesota, 1/12/53

*Individual* — 23, Dale Koehler vs. Loyola (IL), 12/6/75

## FREE THROW PERCENTAGE

*Team* — (min. 12 att.) 1.000, many times (Most — 25-25 Purdue vs. Wisconsin, 2/7/76)

*Individual* — (min. 10 att.) 1.000, many times (Most — 15-15, Paul Grant vs. Iowa, 2/26/97)

## REBOUNDS

*Team* — 79, Wisconsin vs. Michigan Tech, 12/5/70

*Individual* — 30, Paul Morrow vs. Purdue, 1/3/53

## ASSISTS

*Team* — 31, Wisconsin vs. South Dakota, 12/6/84

*Individual* — 13, Tracy Webster vs. Michigan, 2/26/92

## BLOCKED SHOTS

*Team* — 11, Wisconsin vs. Texas-Arlington, 12/22/90;

Wisconsin vs. Ferris State, 11/28/88

*Individual* — 6, Faisal Abraham (Marquette), 12/31/95;

Rashard Griffith vs. Illinois, 2/4/95

## STEALS

*Team* — 17, Wisconsin vs. Michigan State, 1/7/88

*Individual* — 10, Michael Finley vs. Purdue, 2/13/93

# FRESHMEN RECORDS

## Scoring Average

Since 1972-73 (min. 200 pts.)

Player	Year	GP	Pts.	Avg.
James Gregory	1976-77	27	429	15.9
Wes Matthews	1977-78	14	203	14.5
Brad Sellers	1981-82	27	378	14.0
Rashard Griffith	1993-94	25	348	13.9
Cory Blackwell	1981-82	27	365	13.5
Sam Okey	1995-96	32	423	13.2
Michael Finley	1991-92	31	381	12.3
Joe Chernelich	1976-77	27	321	11.9
Rick Olson	1982-83	28	307	11.0
Carl Golston	1981-82	27	243	9.0

## Rebounding Average

Since 1972-73 (min. 100 rebounds)

Player	Year	GP	Pts.	Avg.
James Gregory	1976-77	27	270	10.0
Brad Sellers	1981-82	27	254	9.4
Joe Chernelich	1976-77	27	238	8.8
Rashard Griffith	1993-94	25	212	8.5
Sam Okey	1995-96	32	218	6.8
Ray Sydnor	1976-77	24	133	5.5
Cory Blackwell	1981-82	27	137	5.1
Michael Finley	1991-92	31	152	4.9
Al Rudd	1975-76	23	111	4.8
Larry Petty	1977-78	27	128	4.7

## Assists Average


Since 1972-73 (min. 50 assists)

Player	Year	GP	Asst.	Avg.
Carl Golston	1981-82	27	93	3.4
Arnold Gaines	1976-77	27	93	3.4
James Smith III	1975-76	23	76	3.3
Sam Okey	1995-96	32	100	3.1
Brian Colbert	1974-75	26	80	3.1
Rick Olson	1982-83	28	83	3.0
Michael Finley	1991-92	31	85	2.7
Hennssy Auriantal	1995-96	32	67	2.1
Jeremy Hall	1995-96	28	58	2.1

## Steals Average

Since 1979-80 (min. 25 steals)

Player	Year	GP	Stl.	Avg.
Hennssy Auriantal	1995-96	32	43	1.3
Sam Okey	1995-96	32	35	1.1
Rick Olson	1982-83	28	30	1.1
Cory Blackwell	1981-82	27	28	1.0
Michael Finley	1991-92	31	27	0.9



Steve Wohlmann

Sam Okey is the only Badger ever to be named Big Ten Freshman of the Year. He also joined Michigan State's Earvin "Magic" Johnson as the only other freshman in league history to record 400 points, 200 rebounds and 100 assists.



## FRESHMEN RECORDS (CONT.)

### Freshmen Starters in Season Openers

(From 1972-73 through 1996-97; total of 17 starters)

Date	Player	Opponent	Min.	Pts.	Reb.	Asst.
Nov. 20, 1995	Sam Okey	*Villanova	36	12	6	3
Nov. 27, 1993	Rashard Griffith	Wright State	32	27	12	6
Nov. 23, 1991	Michael Finley	Loyola (Ill.)	21	15	0	3
Nov. 24, 1990	Carlton McGee	at Oregon	15	2	1	3
Nov. 28, 1986	Kurt Portmann	Nebraska-Omaha	NA	5	2	2
Nov. 22, 1985	Darin Schubring	at South Carolina	19	0	4	1
Nov. 27, 1982	Rick Olson	Washington State	39	14	1	6
Dec. 4, 1981	Brad Sellers	Illinois-Chicago	31	10	7	1
	Cory Blackwell		37	16	4	3
	Carl Golston		40	15	3	5
Dec. 1, 1977	Wes Matthews	UW-Milwaukee	25	6	6	1
	Larry Petty		28	6	15	0
Nov. 27, 1976	James Gregory	at Kentucky	28	7	10	0
	Joe Chnelich		21	12	5	1
	Arnold Gaines		36	7	3	2
Nov. 29, 1975	James Smith III	DePauw	17	8	0	4
Nov. 30, 1974	Brian Colbert	Ohio University	40	16	3	8

\*Maui Invitational

### Freshmen Debuts

(Top freshmen performances in the first game of the season; non-starters in italics)

#### MOST POINTS


Pts.	Player	Opponent	Date
27	Rashard Griffith	Wright State	11/27/93
16	Cory Blackwell	Illinois-Chicago	12/4/81
16	Brian Colbert	Ohio University	11/30/74
15	Michael Finley	Loyola (Ill.)	11/23/91
15	Carl Golston	Illinois-Chicago	12/4/81

#### MOST REBOUNDS

Reb.	Player	Opponent	Date
15	Larry Petty	UW-Milwaukee	12/1/77
12	Rashard Griffith	Wright State	11/27/93
11	<i>Al Rudd</i>	<i>DePauw</i>	11/29/75
10	James Gregory	at Kentucky	11/27/76
9	<i>Otto McDuffie</i>	<i>at Loyola (Ill.)</i>	12/1/92
9	<i>Robert Barnes</i>	<i>vs. Morgan State</i>	11/25/84

#### MOST ASSISTS

Ast.	Player	Opponent	Date
8	Brian Colbert	Ohio University	11/30/74
6	Rashard Griffith	Wright State	11/27/93
6	Rick Olson	Washington State	11/27/82
5	Carl Golston	Illinois-Chicago	12/4/81
4	<i>James Smith</i>	<i>UW-Milwaukee</i>	11/24/78
4	James Smith III	DePauw	11/29/75



Larry Petty grabbed 15 rebounds in his Wisconsin debut in 1977.

# THE LAST TIME...

## Team

.....

### BADGERS RANKED IN ASSOCIATED PRESS TOP 25

Dec. 26, 1994 (19th)

### BADGERS RANKED IN CNN/USA TODAY TOP 25

Dec. 26, 1994 (21st)

### BADGERS RANKED IN UPI TOP 25

Jan. 3, 1995 (21st)

### BADGERS PLAYED AN ASSOCIATED PRESS NO. 1 TEAM

Jan. 4, 1979 at Michigan State (MSU 64, UW 55)

### BADGERS DEFEATED AN ASSOCIATED PRESS NO. 1 TEAM

March 3, 1962 (Wisconsin 86, Ohio State 67)

### BADGERS DEFEATED AN ASSOCIATED PRESS TOP 5 TEAM

March 8, 1997 (Wisconsin 66, No. 2 Minnesota 65)

### BADGERS DEFEATED AN ASSOCIATED PRESS TOP 25 TEAM

March 8, 1997 (Wisconsin 66, No. 2 Minnesota 65)

### BADGERS SCORED 100 POINTS IN A GAME

Dec. 28, 1995 (Wisconsin 105, Eastern Illinois 70)

### BADGERS ALLOWED 100 POINTS IN A GAME

March 19, 1994 (Missouri 109, Wisconsin 96)

### BADGERS SHOT 70 PERCENT FROM THE FIELD

Dec. 30, 1979 (.744 vs. Army)

### BADGERS SHOT 60 PERCENT FROM THE FIELD

Dec. 28, 1995 (.648 vs. Eastern Illinois)

### BADGERS MADE 10 THREE-POINTERS IN A GAME

Feb. 17, 1996 (11 of 22 at Minnesota)

### BADGERS HAD 50 REBOUNDS IN A GAME

Feb. 15, 1995 (52 at Northwestern)

### BADGERS HAD 30 ASSISTS IN A GAME

March 9, 1994 (30 vs. Iowa)

### BADGERS HAD 10 STEALS IN A GAME

Feb. 8, 1997 (10 at Northwestern)

### BADGERS BLOCKED 10 SHOTS IN A GAME

Jan. 22, 1992 (10 at Illinois)

### BADGERS COMMITTED FEWER THAN 10 TURNOVERS

Feb. 26, 1997 (6 vs. Iowa)

## Individual

.....

### HAD A TRIPLE DOUBLE

Never

### HAD A DOUBLE-DOUBLE

March 14, 1997 (Sam Okey (17-10) vs. Texas)

### HAD 6 PLAYERS SCORE IN DOUBLE FIGURES

Dec. 28, 1995 (Jeremy Hall - 19, Sean Mason - 18, Sam Okey - 17, Sean Daugherty - 13, Osita Nwachukwu - 11 and Hennssy Auriantal - 11 vs. Eastern Illinois)

### PLAYER SCORED 40 OR MORE POINTS IN A GAME

Dec. 10, 1994 (Michael Finley, 42 at Eastern Michigan)

### PLAYER SCORED BETWEEN 30-39 POINTS IN A GAME

Dec. 10, 1996 (Sam Okey, 30 vs. UW-Milwaukee)

### PLAYER HAD 20 REBOUNDS IN A GAME

Dec. 2, 1976 (Joe Chernelich, 20 vs. St. Mary's)

### PLAYER HAD 15 REBOUNDS IN A GAME

Jan. 25, 1997 (Sam Okey, 16 at Illinois)

### PLAYER HAD 10 ASSISTS IN A GAME

Jan. 29, 1994 (Tracy Webster, 10 at Michigan)


### PLAYER HAD 5 STEALS IN A GAME

Jan. 29, 1997 (Ty Calderwood, 5 vs. Northwestern)

### PLAYER HAD 5 BLOCKED SHOTS IN A GAME

March 14, 1996 (Sam Okey, 5 vs. Manhattan in 1st round of NIT)






# Badger History


David Sliker

# ALL-AMERICANS




**CHRISTIAN  
STEINMETZ, SR.**

All-America guard as a senior in 1905 ... known as "The Father of Wisconsin Basketball" ... played from 1902-05 ... captain of 1905 team that toured eastern United States, playing nine-game tour that helped popularize the game on campus ... set single-season scoring mark of 462 points in 1905, making 112 field goals and 238 free throws ... scored a single-game high of 50 points in opening game of his senior season against Co. G, Sparta ... had a record 20 field goals vs. Beloit College and made 26 free throws vs. the Two Rivers Athletic Club ... member of National Basketball and Wisconsin State Halls of Fame ... native of Milwaukee, Wis.



**GEORGE  
LEVIS**

All-American in 1916 ... all-Big Ten in 1915 and 1916 ... played from 1915-17 ... member of 1916 squad that posted 20-1 record and won Big Ten championship ... led the Big Ten with 109 points in 12 games in 1916 ... also an outstanding baseball player at Wisconsin ... coached Indiana University basketball team in 1921 and 1922, posting a record of 25-16 ... his family started Illinois Glass Company and George played a prominent role in developing basketball's glass backboards ... a native of Madison, Wis.




**HAROLD "BUD"  
FOSTER**

All-America center in 1930 ... all-Big Ten in 1929 and 1930 ... team captain in 1930 ... played from 1928-30 ... played high school and junior college basketball in Mason City, Iowa, before enrolling at Wisconsin ... went on to play professionally with Oshkosh All-Stars ... served as head coach of the Badgers from 1935-59 ... his squads won Big Ten titles in 1935, 1941 and 1947 and a national championship in 1941 ... posted 265-267 career record ... member of Helms Basketball Hall of Fame, National Basketball Hall of Fame, Wisconsin State Athletic Hall of Fame and the University of Wisconsin Athletic Hall of Fame.




# ALL-AMERICANS




**GENE  
ENGLUND**

All-America center in 1941 ... all-Big Ten in 1940 and 1941 ... Wisconsin and Big Ten MVP in 1941 ... captain of 1941 squad that won Big Ten and NCAA championships ... also set Big Ten scoring record with 162 points in 1941 ... led Badgers in scoring in 15 of 23 games in 1941 ... played from 1939-41 ... a native of Kenosha, Wis.



**JOHN  
KOTZ**

All-America forward in 1942 ... all-Big Ten in 1941 and 1942 ... played from 1941-43 ... sophomore member of 1941 Big Ten and NCAA championship team ... named outstanding player in 1941 NCAA championship game ... led Big Ten in scoring with 242 points in 1942 ... team and Big Ten MVP in 1942 ... captain of 1943 squad ... graduated as school's career scoring leader (841) ... native of Rhinelander, Wis.



**DON  
REHFELDT**

All-America center in 1950 ... all-Big Ten in 1949 and 1950 ... led Big Ten in scoring in 1949 (229 points) and 1950 (265) ... team MVP in 1949 and 1950 and Big Ten MVP in 1950 ... graduated as school's career scoring leader (1,169) ... second player picked in 1950 NBA draft by Baltimore Bullets ... member of Illinois Basketball Coaches Hall of Fame ... a native of Chicago, Ill.

# HONORS AND AWARDS

## Naismith Hall of Fame

- 1959 Dr. Walter Meanwell
- 1959 Harold Olsen
- 1959 Chris Steinmetz Sr.
- 1964 Harold Foster

*Years indicate year of induction*

## All-America (first team)

- 1905 Chris Steinmetz Sr.
- 1916 George Levis
- 1930 Harold Foster
- 1941 Gene Englund
- 1942 John Kotz
- 1950 Don Reffeldt

## Playboy Magazine

### Preseason All-America

- 1994 Michael Finley

## Helms Foundation Player of the Year

- 1905 Chris Steinmetz Sr.
- 1912 Otto Stangel
- 1916 George Levis
- 1918 William Chandler

## NCAA Tournament MVP

- 1941 John Kotz

## Team USA

- 1993 Michael Finley

## World University Games

- 1993 Michael Finley, USA
- 1997 Hennssy Auriantal, Canada

## Goodwill Games

- 1994 Michael Finley, USA

## Big Ten MVP


- 1941 Gene Englund
- 1942 John Kotz
- 1947 Glen Selbo
- 1950 Don Reffeldt

## Big Ten Freshman of the Year

- 1996 Sam Okey

## All-Big Ten

- 1907 Arthur Frank  
Charles Scribner
- 1908 Hugh Harper  
Helmer Swenholt
- 1911 Walter Scoville
- 1912 Walter Scoville  
Otto Stangel
- 1913 Carl Harper  
Allen Johnson  
Eugene Van Gent  
John Van Riper
- 1914 Carl Harper  
Eugene Van Gent
- 1915 George Levis



Michael Finley (above) and Hennssy Auriantal are the only two Badgers to have played in the World University Games. Finley played for Team USA in 1993 and Auriantal performed for Canada last summer.

- 1916 William Chandler  
George Levis  
Harold Olsen
- 1917 William Chandler  
Paul Meyers  
Harold Olsen
- 1923 Gus Tebell  
Rollie Williams
- 1924 Marshall Diebold
- 1925 Marshall Diebold
- 1928 George Hotchkiss
- 1929 Ed Chmielewski  
Harold Foster
- 1930 Ed Chmielewski  
Harold Foster
- 1934 Rolf Poser
- 1935 Gilbert McDonald  
Rolf Poser
- 1938 Hod Powell
- 1940 Gene Englund
- 1941 Gene Englund  
John Kotz
- 1942 John Kotz
- 1947 Bob Cook  
Walt Lautenbach  
Glen Selbo
- 1948 Bob Cook (2)  
Don Reffeldt (2)
- 1949 Don Reffeldt (1)
- 1950 Don Reffeldt (1)
- 1951 Ab Nicholas (1)
- 1952 Ab Nicholas (1)
- 1953 Dick Cable (HM)  
Paul Morrow (HM)  
Charles Seifert (HM)
- 1954 Dick Cable (HM)  
Paul Morrow (HM)  
Ron Weisner (HM)
- 1955 Dick Cable (HM)
- 1956 Dick Miller (2)
- 1957 Bob Litzow (3)
- 1958 Walt Holt (HM)  
Bob Litzow (HM)
- 1959 Jim Biggs (HM)
- 1960 Tom Hughbanks (HM)
- 1961 Tom Hughbanks (HM)  
Ron Jackson (HM)  
Ken Seibel (HM)
- 1962 Ken Seibel (2)  
Mike O'Melia (3)  
Don Hearnden (HM)  
Tom Hughbanks (HM)
- 1963 Ken Seibel (2)  
Jack Brens (3)
- 1964 Jack Brens (HM)
- 1965 Jim Bohlen (HM)  
Mark Zubor (HM)
- 1966 Joe Franklin (HM)



## HONORS AND AWARDS (CONT.)



Bob Cook



Chuck Nagle

- 1967 Chuck Nagle (2)  
Joe Franklin (3-UPI, HM-A.P.)
- 1968 Joe Franklin (1)  
James Johnson (HM)
- 1969 Clarence Sherrod (HM)  
James Johnson (HM)
- 1970 Clarence Sherrod (2)  
Al Henry (HM)
- 1971 Clarence Sherrod (2)  
Leon Howard (HM)
- 1972 Leon Howard (2)
- 1973 Leon Howard (HM)
- 1974 Gary Anderson (2-A.P.)  
Kim Hughes (3-UPI)  
Dale Koehler (HM-UPI)
- 1975 Dale Koehler (HM)  
Bruce McCauley (HM)
- 1976 Dale Koehler (3-UPI, HM-A.P.)
- 1977 James Gregory (HM)  
Bob Falk (HM)
- 1978 Arnold Gaines (HM-A.P.)
- 1979 Wes Matthews (HM)  
Joe Chrnulich (HM-A.P.)  
Claude Gregory (HM-A.P.)  
Larry Petty (HM-A.P.)
- 1980 Wes Matthews (2)  
Claude Gregory (3-UPI)  
Joe Chrnulich (HM-A.P.)  
Claude Gregory (HM-A.P.)
- 1981 Claude Gregory (2)  
Larry Petty (HM)  
John Bailey (HM-A.P.)
- 1982 Brad Sellers (HM)  
John Bailey (HM-A.P.)
- 1983 Brad Sellers (2-A.P., HM-UPI)
- 1984 Rick Olson (HM-A.P.)  
Scott Roth (HM-A.P.)
- 1985 Scott Roth (2)
- 1986 Rick Olson (3-UPI, HM-A.P.)  
J.J. Weber (HM-A.P.)
- 1987 J.J. Weber (2-UPI, HM-A.P.)  
Mike Heineman (HM-A.P.)  
Trent Jackson (HM-A.P.)
- 1988 Trent Jackson (3-UPI, HM-A.P.)  
Danny Jones (HM-A.P.)
- 1989 Danny Jones (2)  
Trent Jackson (2-A.P., 3-UPI)  
Tom Molaski (HM-A.P.)

- 1990 Danny Jones (2-M, 3-C)
- 1991 Patrick Tompkins (1-M, 2-C)  
Willie Simms (HM)
- 1992 Tracy Webster (2)  
Michael Finley (HM-M)
- 1993 Michael Finley (1)  
Tracy Webster (3)
- 1994 Michael Finley (2)  
Tracy Webster (HM)
- 1995 Michael Finley (1-C, 2-M)  
Rashard Griffith (1-M, 2-C)
- 1996 Sam Okey (HM-C)
- 1997 Sam Okey (2-M, 3-C)  
Paul Grant (HM)

### Academic All-Big Ten


- 1967 Chuck Nagle
- 1970 Clarence Sherrod
- 1972 Lee Oler
- 1974 Gary Anderson
- 1978 Bill Pearson
- 1982 Steve Jacobson
- 1985 Rod Ripley
- 1986 Rod Ripley
- 1987 Rod Ripley
- 1988 Rob Willey
- 1990 Billy Douglass
- 1991 Damon Harrell  
Grant Johnson  
Jay Peters
- 1992 Damon Harrell  
Grant Johnson  
Jay Peters  
Jeff Petersen
- 1993 Chris Conger  
Damon Harrell  
Grant Johnson  
Jeff Petersen
- 1994 Chris Conger  
Grant Johnson  
Jeff Petersen
- 1996 Shawn Carlin
- 1997 Hennssy Auriantal  
Paul Grant  
Mike Kosolcharoen

### Big Ten Player of the Week

- '82-83 Brad Sellers (Jan. 24)
- '83-84 Rick Olson (Jan. 16)
- '85-86 Rick Olson (Feb. 17)
- '87-88 Byron Robinson (Jan. 5)
- '88-89 Trent Jackson (Feb. 21)
- '92-93 Michael Finley (Jan. 25)  
Michael Finley (March 1)
- '93-94 Michael Finley (Jan. 10)
- '96-97 Sam Okey (Dec. 16)

### Team MVP

- 1941 Gene Englund
- 1942 John Kotz
- 1943 Bob Sullivan
- 1944 Ray Patterson
- 1945 Ray Patterson
- 1946 Bob Cook
- 1947 Glen Selbo
- 1948 Bob Cook
- 1949 Don Rehfeldt
- 1950 Don Rehfeldt
- 1951 Ab Nicholas
- 1952 Ab Nicholas
- 1953 Charles Siefert
- 1954 Paul Morrow
- 1955 Dick Cable
- 1956 Dick Miller
- 1957 Bob Litzow
- 1958 Walter Holt
- 1959 Bob Barneson
- 1960 Fred Clow
- 1961 Ken Siebel
- 1962 Ken Siebel
- 1963 Ken Siebel
- 1964 Ken Gustafson
- 1965 Jim Bohem
- 1966 Paul Morenz
- 1967 Joe Franklin
- 1968 Joe Franklin
- 1969 James Johnson
- 1970 Albert Henry



Joe Franklin was a two-time team MVP and averaged a "double-double" during the 1967-68 season.

## HONORS AND AWARDS (CONT.)

### Power Outage

Wisconsin allowed more than 60 points only one time at home last season. That came during the Badgers' 66-65 upset win over No. 2-ranked Minnesota in the final game of the regular season.

- 1971 Glen Richgels
- 1972 Leon Howard
- 1973 Leon Howard
- Kim Hughes
- 1974 Gary Anderson
- Kim Hughes
- 1975 Dale Koehler
- 1976 Dale Koehler
- 1977 Bob Falk
- 1978 Arnold Gaines
- 1979 Wes Matthews
- 1980 Joe Chrnlich
- 1981 Claude Gregory
- 1982 John Bailey
- 1983 Cory Blackwell
- 1984 Cory Blackwell
- 1985 Scott Roth
- 1986 Rick Olson
- 1987 J.J. Weber
- 1988 Trent Jackson
- 1989 Trent Jackson
- 1990 Danny Jones
- 1991 Patrick Tompkins
- 1992 Tracy Webster
- 1993 Michael Finley
- 1994 Michael Finley
- 1995 Rashard Griffith

### Captains

- 1899 Walter Hirschberg
- 1900 Walter Hirschberg
- 1901 Walter Hirschberg
- 1902 Henry Helmholz
- 1903 John Potter
- 1904 Harvey Schofield
- 1905 Chris Steinmetz Sr.
- 1906 James Bush
- 1907 Charles Scribner
- 1908 Harlan Rogers
- 1909 Helmer Swenholt
- 1910 William Witt
- 1911 Albert Birch
- 1912 Walter Scoville
- 1913 Jahn Van Riper
- 1914 Eugene Van Gent
- 1915 E.O. Lange
- 1916 Mel Haas
- 1917 George Levis
- Harold Olsen

- 1918 William Chandler
- 1919 Anthony Zulfer
- 1920 Harold Knapp
- 1921 Warren Taylor
- 1922 Duke Caesar
- 1923 Gus Tebell
- 1924 Douglas Gibson
- 1925 Marshall Diebold
- 1926 Henry Brooks
- 1927 Rollie Barnum
- Ralph Merkel
- 1928 Louis Behr
- 1929 John Doyle
- Elmer Tenhopen
- 1930 Harold Foster
- 1931 Ed Chmielewski
- John Paul
- 1932 Marvin Steen
- 1933 Ray Wickman
- 1934 Rolf Poser
- 1935 Rolf Poser
- 1936 Edward Stege
- 1937 Gordy Fuller
- 1938 Howard Powell
- George Rooney
- 1939 Byron Bell
- David Dupee
- Robert Weigandt
- 1940 Walter Anderson
- John Rundell
- 1941 Gene Englund
- 1942 Robert Alwin
- 1943 John Kotz
- 1944 Ray Patterson
- 1945 Ray Patterson
- 1946 Eugene Mathews
- 1947 Walter Lautenbach
- 1948 Edward Mills
- 1949 Douglas Rogers
- 1950 Robert Mader
- 1951 James Van Dien
- 1952 Edward Carpenter
- 1953 Charles Siefert
- Thomas Ward
- 1954 Robert Weber
- 1955 Richard Cable
- 1956 Richard Jorgensen
- 1957 Glenn Borland
- 1958 Glenn Borland
- 1959 Robert Barneson
- 1960 Robert Barneson
- 1961 James Biggs
- 1962 Thomas Hughbanks
- 1963 Thomas Gwyn
- 1964 Michael O'Melia
- 1965 James Bohem
- 1966 Kenneth Gustafson
- Mark Zubor
- 1967 Dennis Sweeney
- 1968 Michael Carlin
- Joe Franklin
- 1969 James Johnson
- John Schell
- 1970 Al Henry
- 1971 Dennis Conlon
- Clarence Sherrod
- 1972 Robert Frasor
- 1973 Leon Howard




Tracy Webster (right) consults with Coach Stu Jackson during a stoppage in play. Webster helped lead the Badgers to the school's first NCAA Tournament appearance in 47 years in 1994.



## HONORS AND AWARDS (CONT.)



J.J. Weber



Mosezell Peterson

- 1974 Kim Hughes
- 1975 Dale Koehler
- 1976 Dale Koehler
- 1977 Pete Brey
- 1978 James Smith III
- 1979 Joe Chernelich  
Arnold Gaines
- 1980 Joe Chernelich  
Robert Jenkins
- 1981 Dan Hastings
- 1982 John Bailey  
Steve Jacobson  
Gary Zinkgraf
- 1983 Greg Dandridge
- 1984 Cory Blackwell  
Scott Roth
- 1985 Scott Roth
- 1986 Jay Laszewski  
Rick Olson  
Gregg Steinhaus
- 1987 Mike Heineman  
Rod Ripley  
J.J. Weber
- 1988 Tom Molaski  
Rodney Tapp
- 1989 Trent Jackson  
Danny Jones  
Tom Molaski
- 1990 Danny Jones  
Tim Locum  
Kurt Portmann
- 1991 John Ellenson  
Tim Locum  
Willie Simms  
Patrick Tompkins
- 1992 Billy Douglass  
Tracy Webster
- 1993 Tracy Webster
- 1994 Tracy Webster  
Michael Finley
- 1995 Michael Finley
- 1996 Osita Nwachukwu
- 1997 Paul Grant

### Badger Award

*(Player who best exemplifies the qualities of humility, passion, unity, servanthood and thankfulness, both on and off the court)*

- 1996 Hennssy Auriantal
- 1997 Paul Grant

### Scholar-Athlete Award

- 1996 Shawn Carlin
- 1997 Paul Grant

### Red Team Award

*(Player(s) who is commended for his effort as a member of the "red team", which competes against the starters in practice)*

- 1996 Mike Kosolcharoen  
Brian Vraney
- 1997 Dave Burkemper  
Brian Vraney

### Free Throw Ladder Award

*(Player who wins the team's season-long, free throw shooting competition during practice)*

- 1996 Sean Daugherty
- 1997 Ty Calderwood

### Rebounding Award

- 1966 Joe Franklin
- 1967 Joe Franklin
- 1968 Joe Franklin
- 1969 James Johnson
- 1970 Albert Henry
- 1971 Glen Richgels
- 1972 Kim Hughes
- 1973 Kim Hughes
- 1974 Kim Hughes
- 1975 Dale Koehler
- 1976 Dale Koehler
- 1977 James Gregory
- 1978 Joe Chernelich
- 1979 Claude Gregory
- 1980 Claude Gregory
- 1981 Claude Gregory
- 1982 Brad Sellers
- 1983 Brad Sellers
- 1984 Cory Blackwell
- 1985 J.J. Weber

- 1986 Rod Ripley
- 1987 J.J. Weber
- 1988 Danny Jones
- 1989 Danny Jones
- 1990 Patrick Tompkins
- 1991 Patrick Tompkins
- 1992 Michael Finley
- 1993 Louis Ely
- 1994 Rashard Griffith
- 1995 Rashard Griffith

### Defensive Player of the Year

- 1988 Darin Schubring
- 1989 Darin Schubring
- 1990 Not presented
- 1991 Not presented
- 1992 Grant Johnson
- 1993 Andy Kilbride
- 1994 Grant Johnson
- 1995 Andy Kilbride

### Most Improved Player

- 1977 James Gregory
- 1978 Claude Gregory
- 1979 Larry Petty
- 1980 Larry Petty
- 1981 John Bailey
- 1982 Keith Mitchell
- 1983 Jim Smith
- 1984 John Ploss
- 1985 J.J. Weber
- 1986 Gregg Steinhaus
- 1987 Trent Jackson
- 1988 Danny Jones
- 1989 Willie Simms
- 1990 Patrick Tompkins
- 1991 John Ellenson
- 1992 Grant Johnson
- 1993 Jason Johnsen
- 1994 Jeff Petersen
- 1995 Mosezell Peterson

### Mr. Deflection


- 1993 Michael Finley
- 1994 Michael Finley
- 1995 Michael Finley

# NCAA TOURNAMENT

Michael Finley (right) helped lead Wisconsin basketball into a new era of success when the Badgers made the NCAA Tournament for the first time since 1947 during Finley's junior season of 1993-94.

That team, under second-year coach Stu Jackson, began the season by winning its first 11 games. The Badgers spent a school-record 13 straight weeks in the Associated Press poll, with their highest ranking being 12th in early January. Prior to that season, Wisconsin had not been ranked in the A.P. poll since January of 1976.

The '93-94 Badgers featured senior guard Tracy Webster and freshman center Rashard Griffith, in addition to Finley. The program sold out every home game that season, a first in school history.



## BADGER RESULTS

### 1941

East Regional, First Round (March 21)  
**Site:** Madison, Wis.  
 Wisconsin 51, Dartmouth 50

East Regional Championship (March 22)  
**Site:** Madison, Wis.  
 Wisconsin 36, Pittsburgh 30

NCAA Championship (March 29)  
**Site:** Kansas City, Mo.  
 Wisconsin 39, Washington State 34

### 1947

East Regional, First Round (March 20)  
**Site:** New York, N.Y.  
 CCNY 70, Wisconsin 56

East Regional, Consolation (March 22)  
**Site:** New York, N.Y.  
 Wisconsin 50, Navy 49

### 1994

West Regional, First Round (March 17)  
**Site:** Ogden, Utah  
 Wisconsin 80, Cincinnati 72

West Regional, Second Round (March 19)  
**Site:** Ogden, Utah  
 Missouri 109, Wisconsin 96

### 1997

East Regional, First Round (March 14)  
**Site:** Pittsburgh, Pa.  
 Texas 71, Wisconsin 58

**All-time Record:** 5-3

## WISCONSIN NCAA TOURNAMENT RECORDS

### INDIVIDUAL

Pts.: 36, Michael Finley vs. Missouri, 1994  
 FG: 10, Tracy Webster vs. Missouri, 1994  
 FGA: 22, John Kotz vs. Washington State, 1941  
 FG%: .538, Michael Finley vs. Cincinnati, 1994  
 3P: 7, Tracy Webster vs. Missouri, 1994  
 3PA: 13, Tracy Webster vs. Missouri, 1994  
 3P%: .538, Tracy Webster vs. Missouri, 1994  
 FT: 13, Michael Finley vs. Missouri, 1994  
 FTA: 14, Michael Finley vs. Missouri, 1994  
 14, Rashard Griffith vs. Cincinnati, 1994  
 FT%: .929, Michael Finley vs. Missouri, 1994  
 Reb.: 15, Rashard Griffith vs. Cincinnati, 1994  
 Assists: 7, Tracy Webster vs. Missouri, 1994  
 Blocks: 2, Grant Johnson vs. Missouri, 1994  
 Steals: 4, Tracy Webster vs. Missouri, 1994


### TEAM

Pts.: 96 vs. Missouri, 1994  
 FG: 28 vs. Missouri, 1994  
 FGA: 67 vs. Missouri, 1994  
 67 vs. Washington State, 1941  
 FG%: .455 (25-55) vs. Cincinnati, 1994  
 3P: 15 vs. Missouri, 1994  
 3PA: 37 vs. Missouri, 1994  
 3P%: .405 (15-37) vs. Missouri, 1994  
 FT: 25 vs. Missouri, 1994  
 FTA: 35 vs. Missouri, 1994  
 FT%: .759 (22-29) vs. Cincinnati, 1994  
 Reb.: 40 vs. Cincinnati, 1994  
 Assists: 15 vs. Cincinnati, 1994  
 15 vs. Texas, 1997  
 Blocks: 4 vs. Missouri, 1994  
 Steals: 9 vs. Cincinnati, 1994

WISCONSIN has participated in two NCAA Tournaments since the NCAA began seeding teams for the "Big Dance" in 1979. The Badgers were seeded ninth in the West Region in 1994 and advanced to the second round. Last season, the UW was a No. 7 seed in the East and fell to No. 10 Texas in the first round in Pittsburgh.




# NCAA TEAMS



## 1941 NCAA Champions

(Front, L-R) Bob Alwin, Bob Sullivan, Fred Rehm, John Kotz, Gene Englund, Charles Epperson, Ted Strain, Harlo Scott, Ed Scheiwe.


(Back, L-R) Manager Morris Bradley, Trainer Walter Bakke, Ted Downs, Bob Roth, George Affeldt, Warren Schrage, Don Timmerman, Ted Deppe, John Lynch, Ed Jones, Coach Bud Foster, Asst. Coach Fred Wegner.



## 1947

(Front, L-R) Bob Mader, Larry Poker, Bobby Cook, Glen Selbo, Walt Lautenbach, Exner Menzel, Bob Krueger, Dick Falls.


(Back, L-R) Head Coach Bud Foster, Senior Mgr. Bob Wolf, Art Rizzi, Tom Rippe, Gil Hertz, Don Rehfeldt, Ed Mills, Bob Haarlow, Doug Holcomb, Doug Rogers, Trainer Walter Bakke, Asst. Coach Fred Wegner.



## 1994

(Front, L-R) Mngr. Pat Stroebel, Mngr. James Whitford, Jason Johnsen, Chris Conger, Darnell Hoskins, Tracy Webster, Michael Finley, Jalil Roberts, Andy Kilbride, Equip. Mngr. Tim Lopez, Strength and Conditioning coach Robert Hackett.

(Back, L-R) Admin. Asst. Brian Hecker, Asst. Coach Bob Beyer, Asst. Coach Tim Buckley, Howard Moore, Jeff Petersen, Rashard Griffith, Grant Johnson, Greg Timmerman, Brian Kelley, Otto McDuffie, Head Coach Stu Jackson, Athletic Trainer Andy Winterstein, Assoc. Head Coach Stan Van Gundy.





## 1997


(Front, L-R) Strength and Conditioning Coach Scott Hettenbach, David Burkemper, Sean Mason, Adam Shafer, Ty Calderwood, Head Coach Dick Bennett, Duany Duany, Mike Kosolcharoen, Mosezell Peterson, Hennssy Auriantal, Athletic Trainer Andy Winterstein.

(Back, L-R) Equip. Mngr. Cory Dobson, Mngr. Matt Saunders, Asst. Coach Shawn Hood, Asst. Coach Brian Hecker, Matt Quest, Sam Okey, Paul Grant, Sean Daugherty, Booker Coleman, Brian Vraney, Admin. Asst. Paul Costanzo, Asst. Coach Brad Soderberg, Mgr. Dave Petroff, Mgr. Adam Jackson.

# THE NIT



(Clockwise from upper left) Steve Yoder coached the Badgers to their first postseason appearance in 42 years when the UW appeared in the 1989 NIT; Hennessy Auriantal's outstanding defensive effort resulted in four steals and helped the Badgers to a 55-42 victory over Manhattan in 1996; Willie Simms, who holds five Wisconsin NIT records, was 12 of 15 from the field and scored 31 points in an 87-79 OT victory over Bowling Green in 1991; when Dick Bennett guided the '96 Badgers into the NIT, he became just the second coach in school history (Stu Jackson was the other) to take Wisconsin to a postseason tournament in his first season at the helm.



## BADGER RESULTS

### 1989

First Round (March 15)  
**Site:** Madison, Wis.  
 Wisconsin 63, New Orleans 61

Second Round (March 20)  
**Site:** Madison, Wis.  
 St. Louis 73, Wisconsin 68

### 1991

First Round (March 13)  
**Site:** Madison, Wis.  
 Wisconsin 87, Bowling Green 79 OT

Second Round (March 18)  
**Site:** Madison, Wis.  
 Stanford 80, Wisconsin 72

### 1993

First Round (March 17)  
**Site:** Madison, Wis.  
 Rice 77, Wisconsin 73

### 1996

First Round (March 13)  
**Site:** Madison, Wis.  
 Wisconsin 55, Manhattan 42

Second Round (March 18)  
**Site:** Madison, Wis.  
 Illinois State 77, Wisconsin 62

**All-time Record:** 3-4

## Wisconsin NIT Records

### INDIVIDUAL

Pts.: 31, Willie Simms vs. Bowling Green, 1991  
 FG: 12, Willie Simms vs. Bowling Green, 1991  
 FGA: 20, Sam Okey vs. Illinois State, 1996  
 FG%: .800, Willie Simms vs. Bowling Green, 1991  
 3P: 4, Tim Locum vs. Bowling Green, 1991  
 3PA: 7, Tim Locum vs. Stanford, 1991  
 3P%: .429, Tim Locum vs. Stanford, 1991  
 FT: 8, Willie Simms vs. Stanford, 1991  
 FTA: 15, Willie Simms vs. Stanford, 1991  
 FT%: .875, Larry Hisle vs. Bowling Green, 1991  
 Reb.: 12, Patrick Tompkins vs. Stanford, 1991  
 Assts: 7, Tom Molaski vs. St. Louis, 1989  
 Blocks: 5, Sam Okey vs. Manhattan, 1996  
 Steals: 4, Hennessy Auriantal vs. Manhattan, 1996

### TEAM

Pts: 87 vs. Bowling Green, 1991  
 FG: 29, twice  
 FGA: 60 vs. St. Louis, 1989  
 FG%: .644 (29-45) vs. Bowling Green, 1991  
 3P: 7 vs. Stanford, 1991  
 3PA: 18, twice  
 3P%: .417 (5-12) vs. St. Louis, 1989  
 FT: 24 vs. Bowling Green, 1991  
 FTA: 35 vs. Bowling Green, 1991  
 FT%: .778 (14-18) vs. New Orleans, 1989  
 Reb: 36 vs. Manhattan, 1996  
 Assts: 24 vs. Bowling Green, 1991  
 Blocks: 8 vs. Manhattan, 1996  
 Steals: 8 vs. Manhattan, 1996



# IN-SEASON TOURNAMENTS

(Game-by-game listing of all regular-season tournaments in which Wisconsin has participated.)

## ECAC Holiday Festival (New York)

12/26/61	..Providence.....W.....	95-84
12/28/61	..Dayton.....W.....	105-93
12/30/61	..Cincinnati.....L.....	71-101

## Far West Classic (Portland, Ore.)

12/28/60	..Oregon State.....L.....	54-56
12/29/60	..Portland (OT).....L.....	71-79
12/30/60	..Washington State.....L.....	72-78

12/27/81	..Oregon.....L.....	82-85
12/28/81	..Tennessee.....L.....	67-79
12/29/81	..Iowa State.....L.....	79-103

## Fiesta Bowl Classic (Tucson, Ariz.)

12/27/85	..Boston College.....L.....	72-74
12/28/85	..Princeton.....L.....	49-54

## First Bank Classic (Milwaukee)

12/2/88	....Maine.....W.....	89-72
12/3/88	....Marquette.....W.....	70-55

12/1/89	....Gonzaga.....W.....	63-58
12/2/89	....Marquette (OT).....W.....	63-58

## First Union Classic (Charlotte, N.C.)

12/12/80	..Davidson.....L.....	63-67
12/13/80	..UNC-Charlotte.....W.....	71-63

## Holiday Classic (Louisville, Ky.)

12/28/78	..Louisville.....L.....	53-70
12/29/78	..Oral Roberts.....L.....	69-102

## Kentucky Invitational (Lexington)

12/20/63	..Kentucky.....L.....	85-108
12/21/63	..Princeton (OT).....L.....	87-90

## Lobo Invitational (Albuquerque)

12/28/84	..Texas A&M.....W.....	71-69
12/29/84	..New Mexico.....W.....	83-74

## Los Angeles Classic

12/28/66	..UCLA.....L.....	56-100
12/29/66	..Michigan.....L.....	88-98
12/30/66	..Arizona.....W.....	104-77

## Maui Invitational

11/20/95	..Villanova.....L.....	58-66
11/21/95	..UCLA.....L.....	57-68
11/22/95	..Chaminade.....W.....	104-66

## Merrill Lynch Classic (Dayton, Ohio)

12/29/83	..Oklahoma State.....L.....	84-89
12/30/83	..Yale.....W.....	87-77

## Milwaukee Classic

12/28/62	..Utah.....W.....	94-72
12/29/62	..Marquette.....W.....	70-56

12/27/63	..Dartmouth.....W.....	94-68
12/28/63	..Georgia Tech.....W.....	104-84
12/18/64	..Boston College.....L.....	85-86
12/19/64	..Marquette.....L.....	61-62

12/17/65	..Washington.....L.....	67-81
12/18/65	..West Virginia.....L.....	93-101

12/16/66	..Fordham.....W.....	67-66
12/17/66	..South Carolina.....W.....	88-84

12/15/67	..Louisiana State.....W.....	96-94
12/16/67	..Marquette.....W.....	70-62

12/27/68	..Ohio.....W.....	74-68
12/28/68	..Marquette.....L.....	56-59

12/26/69	..Utah State.....W.....	81-74
12/27/69	..Marquette.....L.....	43-64

12/29/70	..Texas.....W.....	89-73
12/30/70	..Marquette.....L.....	69-72

12/27/71	..Marshall.....L.....	83-85
12/28/71	..Georgetown.....W.....	82-62

12/29/72	..Yale.....W.....	90-64
12/30/72	..Marquette (2OT).....L.....	73-75

12/28/73	..So. Methodist.....W.....	74-73
12/29/73	..Marquette.....L.....	48-49

12/27/74	..Virginia.....L.....	78-86
12/28/74	..Georgia (OT).....L.....	89-91

12/29/75	..Stanford.....W.....	70-64
12/30/75	..Marquette.....L.....	66-82

12/27/76	..Boston College.....W.....	74-66
12/28/76	..Marquette.....L.....	57-64

## Quaker City Classic (Philadelphia)

12/27/67	..Pennsylvania.....W.....	86-67
12/28/67	..Temple.....L.....	80-82
12/29/67	..Duquesne.....L.....	66-76

## Queen City Tournament (Buffalo)

12/26/59	..Boston College.....W.....	95-82
12/28/59	..Canisius.....L.....	65-80

## Sun, Sand, Surf & Hoops

Wisconsin's participation in the 1997 Big Island Invitational marks the school's third trip to the Hawaiian Islands in the 1990s. The Badgers played in the 1991 Rainbow Classic in Honolulu, as well as the 1995 Maui Invitational.

## Rainbow Classic (Honolulu)

12/26/64	..Boston College.....W.....	70-69
----------	-----------------------------	-------

12/27/79	..Nebraska (OT).....L.....	82-83
12/29/79	..Nevada.....W.....	86-61
12/30/79	..Army.....W.....	78-54

12/27/86	..Hawaii.....W.....	82-77
12/29/86	..California.....W.....	66-63
12/30/86	..Pittsburgh.....L.....	82-98

12/27/91	..Washington State.....L.....	51-73
12/29/91	..Navy.....W.....	93-58
12/30/91	..Fresno State.....L.....	68-71

## Rebel Classic (Las Vegas)

12/28/87	..UNLV.....L.....	65-102
12/29/87	..Northern Iowa.....W.....	64-56

## San Juan Shootout

11/24/89	..E. Michigan.....L.....	52-71
11/25/89	..W. Kentucky.....W.....	73-62
11/26/89	..Bradley.....W.....	63-57

## Tribune Classic (Tempe, Ariz.)

12/28/89	..Georgia.....L.....	64-65
12/29/89	..Manhattan.....W.....	63-48

## Winston Tire Classic (Los Angeles)

12/28/82	..Georgetown.....L.....	43-71
12/29/82	..So. California.....L.....	76-86

## Wisconsin Invitational (Madison)

12/1/78	....Long Island.....W.....	89-70
12/2/78	....St. Louis.....W.....	66-63

11/30/79	..Oklahoma City.....W.....	99-92
12/1/79	....E. Tennessee St.....W.....	68-56

12/5/80	....Kentucky State.....W.....	77-65
12/6/80	....UW-Green Bay (2OT).....W.....	68-66

12/4/81	....Illinois-Chicago.....L.....	66-74
12/5/81	....UW-Green Bay.....W.....	77-65

# UW VS. RANKED FOES

## Wins vs. Nationally Ranked Opponents

Listed are Wisconsin's wins (since 1955) over opponents ranked in the Associated Press national poll at the time of the game. The A.P. poll began as a top 10 in 1949, became a top 20 in 1969 and went to its current top-25 format in 1990. The listings include the date of the game, opponent, opponent's ranking and score of the game.

### 1961-62

M 3 .....Ohio State .....1 .....86-67

### 1962-63

F 11.....Illinois .....4 .....84-77

### 1965-66

J 8 .....Iowa .....7 .....69-68

### 1968-69

D 3 .....Kansas .....4 .....67-62

D 31 .....Kentucky .....3 .....69-65

J 28 .....Marquette .....16 .....56-50

F 8 .....Ohio State .....12 .....77-73

### 1969-70

J 31 .....Ohio .....13 .....72-69

F 3 .....at Illinois .....14 .....66-65

### 1970-71

M 2 .....Indiana .....T18 .....94-87\*\*

### 1971-72

J 15 .....at Indiana .....17 .....66-64\*

### 1972-73

F 26 .....Purdue .....20 .....71-63

### 1976-77

J 22 .....at Minnesota .....13 .....64-82%

M 3 .....Minnesota .....9 .....61-64%

### 1978-79

D 23 .....Marquette .....16 .....65-52

M 3 .....Michigan St. ....4 .....83-81

### 1979-80

J 5 .....Indiana .....11 .....52-50

J 26 .....at Ohio State .....4 .....72-71

F 2 .....Ohio State .....6 .....70-67

### 1980-81

J 24 .....at Illinois .....15 .....54-45

### 1982-83

J 22 .....Iowa .....10 .....65-62

### 1984-85

F 20 .....Iowa .....14 .....54-53

### 1988-89

J 21 .....Michigan .....6 .....71-68

F 11 .....Iowa .....8 .....65-54

F 18 .....Illinois .....5 .....72-52

### 1989-90

J 22 .....Minnesota .....21 .....77-75

### 1990-91

J 17 .....Iowa .....24 .....91-79

F 9 .....Michigan St. ....25 .....84-78\*\*

### 1991-92

F 26 .....Michigan .....17 .....96-78

### 1992-93

J 16 .....Minnesota .....19 .....79-70

J 20 .....Ohio State .....24 .....76-67

J 23 .....at Michigan St. ....21 .....67-66

### 1993-94

J 2 .....Marquette .....24 .....71-52

J 15 .....Purdue .....9 .....75-69

M 2 .....Michigan .....3 .....71-58

M 17 .....Cincinnati .....25 .....80-72

### 1995-96

J 3 .....Michigan .....21 .....51-46

J 13 .....Iowa .....11 .....80-71

M 6 .....Penn State .....16 .....54-52

### 1996-97

J 4 .....Indiana .....12 .....71-58

F 6.....Michigan .....13 .....58-53

F 12.....Illinois .....20 .....62-45

M 8 .....Minnesota .....2 .....66-65

\*overtime

\*\*double overtime

%forfeit wins

## Notes on the Rankings

• Wisconsin has faced the No. 1 team in the country 14 times since 1955. Listed below are the results of those matchups.

12-22-56	at Kansas	L	62-83
1-30-61	Ohio State	L	68-100
2-25-61	at Ohio State	L	74-97
3-3-62	Ohio State	W	86-67
3-2-65	at Michigan	L	75-98
12-28-66	at UCLA	L	56-100
2-2-71	Marquette	L	75-89
11-25-72	at UCLA	L	53-94
1-20-75	Indiana	L	69-89
2-17-75	at Indiana	L	58-93
1-31-76	at Indiana	L	61-114
2-26-76	Indiana	L	67-96
2-14-78	at Marquette	L	64-75
1-4-79	at Michigan St.	L	55-64

• The Badgers have played the No. 2 team in the nation 13 times since 1955. Those games are listed below.

2-27-60	at Ohio State	L	68-93
12-17-60	at Bradley	L	66-88
12-30-61	vs. Cincinnati	L	71-101
12-20-63	at Kentucky	L	85-108
2-22-64	Michigan	L	59-103
1-3-72	at Marquette	L	60-72
1-5-87	at Iowa	L	63-78
2-16-87	Indiana	L	85-86*
3-3-88	Purdue	L	56-84
1-12-89	at Illinois	L	80-103
2-14-91	Ohio State	L	71-73
3-14-93	Indiana	L	80-87
3-8-97	Minnesota	W	66-65

\*triple overtime

• The Badgers have defeated nationally ranked opponents 43 times since 1955. Seven of those wins came in the Stu Jackson coaching era and seven more have come under Coach Dick Bennett.

• Wisconsin has defeated ranked opponents as many as four times in a season on three occasions: 1968-69, 1993-94 and 1996-97.



## UW VS. RANKED FOES (CONT.)

### Wisconsin in the A.P. Poll

Wisconsin has appeared in the A.P. national poll a total of 29 times since 1955. Below is a complete week-by-week listing of those appearances. Rankings appear in the right-hand column.

#### 1962-63

Preseason.....	10
Dec. 5 .....	6
Dec. 10 .....	7

#### 1973-74

Dec. 31 .....	17
Jan. 7 .....	T13
Jan. 14.....	19
Jan. 21.....	17
Jan. 28.....	16

#### 1975-76

Jan. 12.....	18
--------------	----

#### 1993-94

Nov. 22.....	25
Nov. 29.....	24
Dec. 6 .....	19
Dec. 13 .....	18
Dec. 20 .....	17
Dec. 27 .....	17
Jan. 3.....	15
Jan. 10.....	12
Jan. 17.....	14
Jan. 24.....	16
Jan. 31.....	16
Feb. 7 .....	21
Feb. 14 .....	24

#### 1994-95

Preseason.....	17
Nov. 21 .....	15
Nov. 28 .....	13
Dec. 5 .....	14
Dec. 12 .....	20
Dec. 19 .....	20
Dec. 26 .....	19

### WISCONSIN'S GREATEST COMEBACK WINS

Since 1945 Wisconsin has recorded 26 victories in games in which it has erased a double-figure second-half deficit. Six of those games have come during the Dick Bennett era in Madison.

Date	Opponent	Largest UW Deficit (Time Remaining)	Final Score
Feb. 26, 1997	Iowa	11 points (14:38)	49-48
Feb. 19, 1997	at Penn State	14 points (16:10)	49-45
Dec. 4, 1996	at Temple	10 points (18:35)	64-57 OT
Jan. 24, 1996	Minnesota	11 points (halftime)	73-65 OT
Jan. 3, 1996	Michigan	12 points (19:50)	51-46
Dec. 5, 1995	at Wright State	12 points (16:55 and 16:11)	94-91
Jan. 23, 1993	at Michigan State	12 points (13:09, 12:31 and 11:56)	67-66
Feb. 16, 1991	at Iowa	13 points (5:47)	56-55
Jan. 4, 1989	Minnesota	14 points (11:10)	75-67
Dec. 1, 1984	Washington State	10 points (halftime)	61-59
Nov. 29, 1982	Toledo	17 points (19:34 and 19:00)	79-71
Jan. 26, 1980	at Ohio State	11 points (18:09)	72-71
Feb. 2, 1980	Ohio State	13 points (13:47)	70-67
Jan. 13, 1979	Michigan	12 points (halftime and 18:48)	77-66
Jan. 20, 1977	Northwestern	11 points (16:37)	61-60
Jan. 5, 1976	Ohio State	18 points (halftime)	82-81 OT
<i>(OSU's biggest lead of the game was 47-25 with 3:38 left in the first half)</i>			
Feb. 3, 1970	at Illinois	12 points (15:43 and 15:16)	66-65
Feb. 10, 1968	Indiana	10 points (14:33)	95-83
Dec. 16, 1967	at Marquette	10 points (18:18)	70-62
Feb. 8, 1964	Purdue	10 points (16:11, 15:20, 14:25 and 13:53)	81-80
Dec. 12, 1959	Loyola (Ill.)	10 points (19:10 and 18:24)	85-67
March 3, 1956	Northwestern	14 points (19:52)	76-70
Jan. 16, 1950	Minnesota	10 points (15:15)	57-54
Dec. 4, 1948	Marquette	18 points (17:58)	67-63 OT
Feb. 9, 1948	Michigan State	10 points (halftime)	51-39
Feb. 8, 1947	Minnesota	12 points (early second half)	60-51

### BADGER BUZZER-BEATERS

Since 1945, buzzer-beating baskets (last second or as time ran out) have been made nine times by Wisconsin players. Seven of those occasions resulted in Badger victories, while two others sent games into overtime.

Date	Opponent	Description
March 6, 1996	Penn State	Sean Daugherty 16-footer at buzzer won game 54-52
Feb. 16, 1991	at Iowa	Brian Good three-pointer at buzzer won game 56-55
Nov. 24, 1990	at Oregon	Jay Peters 23-foot three-pointer with 0:01 left won game in overtime 72-70
Jan. 22, 1990	Minnesota	Patrick Tompkins lay-in at buzzer won game 77-75
Feb. 27, 1982	at Northwestern	Brad Sellers tip-in with 0:01 left won game 61-60
March 3, 1979	Michigan State	Wes Matthews 50-footer at buzzer won game 83-81
Feb. 24, 1979	at Northwestern	Claude Gregory 40-footer at buzzer won game 72-70
Feb. 13, 1950	at Iowa	Don Page made two FTs to send game into OT (UW won 66-62)
Dec. 4, 1948	Marquette	Dale Bowers FT with 0:00 left sent game into OT (UW won 67-63)

# OVERTIME GAMES

Year	Opponent	W/L	Score
1912	at Minnesota	W	29-26
1914	Purdue	W	25-20
1915	at Purdue	W	28-24
1916	at Iowa	W	36-31
1917	at Northwestern	W	29-21
1919	at Camp Grant	W	16-15
1920	Ripon	W	19-16
1922	Michigan	W	18-16
1924	DePauw (3)	T	25-25
1926	Michigan	L	23-24
1927	at Chicago	W	33-30
1930	at Indiana	W	23-21
1932	Maryland	W	32-30
	at Northwestern	L	30-31
1933	at Indiana	W	38-37
	Indiana	L	28-29
1935	Michigan State	W	23-21
	Indiana	W	37-27
1936	at Chicago	W	38-36
1937	Ohio State	W	35-33
1939	Purdue	W	32-30
1940	Purdue	L	45-48
1941	Purdue	W	48-42
	at Northwestern	W	48-46
1943	at Notre Dame	L	59-61
1944	Illinois	L	43-45
	Northwestern (2)	W	50-47
	Purdue	L	50-52
1947	Notre Dame	W	53-49
1949	Marquette	W	67-63
1950	at Iowa	W	66-62
1951	at St. Louis	L	48-53
	Illinois	L	69-71
1954	at Tulane	L	55-57
	Illinois	L	64-70
1956	at Ohio State (2)	L	98-100
1957	South Dakota	L	56-58
1960	at Michigan	W	88-82
1961	at Portland	L	71-79
1963	at Michigan State	W	92-89
1964	vs. Princeton	L	87-90
	Indiana (2)	L	80-82
1965	Northwestern	W	93-87
1966	at Ohio State	L	81-87
1967	Cincinnati	L	70-77
	Ohio State	L	84-90
	at Iowa (3)	W	96-95
	Iowa	L	87-90
1971	Indiana (2)	W	94-87

Year	Opponent	W/L	Score
1972	at Indiana	W	66-64
	Indiana	L	76-84
1973	at Marquette (2)	L	73-75
	at Michigan State	L	78-79
1974	at Marquette	L	48-49
	at Minnesota	L	63-64
1975	vs. Georgia	L	89-91
	at Michigan	L	74-75
	Iowa	W	86-85
1976	Ohio State	W	82-81
1977	Michigan State (3)	W	87-83
	at Ohio State	L	80-82
	Iowa (2)	L	93-94
1978	Northern Illinois	W	74-73
1979	Indiana	L	62-68
1980	vs. Nebraska	L	82-83
	at Minnesota	L	76-82
	Purdue	L	60-73
	Michigan	L	69-73
1981	UW-Green Bay (2)	W	68-66
	Minnesota	W	60-58
1984	Nebraska (2)	L	69-71
	Illinois	L	62-63
	at Northwestern	W	61-60
1987	Indiana (3)	L	85-86
1988	Michigan State (2)	W	78-72
1989	Indiana	L	58-61
	Michigan State	W	69-64
1990	at Marquette	W	63-58
	Iowa	W	73-69
1991	at Oregon	W	72-70
	at Butler (2)	L	88-94
	Michigan	L	68-69
	Michigan State (2)	W	84-78
	Bowling Green	W	87-79
1992	SE Missouri State	W	82-71
1993	Purdue (2)	L	87-90
1996	Temple	W	57-54
	Minnesota	W	73-65
1997	at Temple	W	64-57

**Overtime Record:** 47-41-1 (.534)  
**Double Overtime:** 5-7 (.417)  
**Triple Overtime:** 2-1-1 (.625)  
**Home:** 28-23-1 (.548)  
**Away:** 19-18 (.514)  
**Most Frequent Opponent:** Indiana (11),  
 5-6 (.455)

## BADGERS ON NATIONAL T.V.



Date	Opponent	Result
2/6/97	Michigan	W 58-53
1/9/97	Michigan State	L 50-58
2/21/96	Northwestern	L 71-82
3/8/95	Indiana	L 70-72
2/28/95	at Minnesota	L 70-78
1/26/95	Penn State	L 67-78
1/25/94	Illinois	W 66-56
1/6/94	at Penn State	W 71-56
12/11/93	at Texas Tech	W 91-88
2/18/93	at Minnesota	L 71-85
2/20/92	Illinois	W 92-78
1/24/91	at Northwestern	W 74-57
1/17/91	Iowa	W 91-79
1/7/91	Minnesota	W 72-62
2/15/90	Ohio State	L 58-68
1/22/90	Minnesota	W 77-75
1/4/89	Minnesota	W 75-67
2/8/88	at Minnesota	L 62-71
1/25/88	Iowa	L 89-104
2/16/87	Indiana (3 OT)	L 85-86



Date	Opponent	Result
1/29/97	Northwestern	W 65-53
1/31/96	at Ohio State	L 55-63



Date	Opponent	Result
3/14/97	Texas*	L 58-71
2/26/95	at Purdue	L 56-66
2/11/95	Michigan	W 70-65
3/19/94	Missouri*	L 109-96
3/17/94	Cincinnati*	W 80-72

\*NCAA Tournament games



# YEAR-BY-YEAR RESULTS

## 1898-99

(0-3)

Coach: Dr. J.C. Elsom

J 21	at UW-Milwaukee Alumni	L	15-25
F 18	at Lawrence	L	18-20
M 4	at UW-Milwaukee Alumni	L	10-13

## 1899-1900

(1-1)

Coach: Dr. J.C. Elsom

F 17	at Minnesota	L	15-17
F 23	at Wayland Academy	W	25-15

## 1900-01

(1-1)

Coach: Dr. J.C. Elsom

J 18	at Wayland Academy	W	35-22
F 23	at Minnesota	L	15-42

## 1901-02

(7-3)

Coach: Dr. J.C. Elsom

D 13	at Lewis Institute	W	32-21
D 14	at Armour Institute	W	20-14
D 27	at UW-Milwaukee	W	37-18
J 1	Yale %	L	20-35
J 4	at UW-Milw. Alumni	W	48-12
J 11	at La Crosse YMCA	W	59-16
J 25	at Lawrence	W	51-20
F 15	at Sun Prairie	W	18-9
F 22	at Minnesota	L	10-30
M 7	at Ripon	L	21-28
%	at Milwaukee		

## 1902-03

(5-2)

Coach: Dr. J.C. Elsom

N 28	at Sheboygan YMCA	W	45-16
D 19	at Dubuque YMCA	W	34-14
F 21	at Minnesota	L	11-33
F 28	at Co. E Fond du Lac	L	17-21
M 6	at Duluth YMCA	W	42-16
M 7	at UW-Superior	W	27-9
M 13	at Wausau YMCA	W	37-33

## 1903-04

(11-4)

Coach: Dr. J.C. Elsom

N 27	at Sheboygan	W	26-24
N 28	at Milwaukee AC	L	18-30
D 19	at Chicago YMCA	L	19-62
D 29	at Milwaukee West HS	W	27-20
F 5	at Oshkosh YMCA	W	39-28
F 6	at Co. E Fond du Lac	W	25-21
F 20	Milwaukee AC	W	35-13
F 27	at Northwestern College (WI)	W	41-31
M 1	at Grinnell	W	30-28
M 2	at Highland Park	W	29-21

M 3	at Sioux City YMCA	L	16-44
M 4	at Neb. Wesleyan	W	47-32
M 5	at Nebraska	L	22-25
M 11	Co. G Madison	W	22-15
M 18	at Co. F Portage	W	48-17

## 1904-05

(10-8)

Coach: Emmett Angell

D 2	at Co. G Sparta	W	75-10
D 3	at UW-La Crosse	W	54-16
D 27	at Sheboygan	W	45-28
D 28	at Co. G Appleton	W	26-12
D 29	at Co. F Oconto	W	55-17
D 30	at Two Rivers AC	L	30-31
J 7	Beloit	W	80-10
J 12	at Ohio State	L	22-25
J 13	at Rochester	W	26-17
J 14	at Wash. Continentals	L	22-26
J 16	at Co. E New York	L	27-34
J 17	at Columbia	L	15-21
J 18	at Institute AC	L	20-34
J 19	at Sharon AC	W	41-31
J 20	at Buckland Guards	L	31-34
J 21	at Oberlin	L	31-41
M 3	at Co. F Portage	W	52-28
M 17	at Chicago	W	29-24

## 1905-06

(12-2; Big Ten 6-2, 2nd)

Coach: Emmett Angell

D 14	at Manitowoc	W	35-25
D 15	at Menasha	W	30-22
D 16	at UW-Oshkosh	W	30-21
J 13	Lawrence	W	25-20
J 19	at Armour Institute	W	37-15
J 20	at Purdue	W	34-14
F 3	Purdue	W	31-15
F 23	Minnesota	W	31-24
M 2	at Chicago	L	18-35
M 3	at Illinois	W	36-32
M 9	Chicago	W	22-19
M 10	Illinois #	W	1-0
M 16	Co. C Hudson	W	31-20
M 17	at Minnesota	L	10-16

# — forfeit

### TWO'S THE LIMIT

Wisconsin has dropped two straight games nine times during the Dick Bennett era, but the Badgers have never lost more than two in a row during Bennett's two years.

All but two of the two-game skids were ended at the UW Field House. Four of the two-game losing streaks were stopped via wins over opponents ranked in the Associated Press top 25 poll (the most recent was the win over No. 2 Minnesota last season).

## 1906-07

(11-3; Big Ten 6-2, 1st-tie)

BIG TEN CO-CHAMPIONS

Coach: Emmett Angell

D 8	Milton	W	38-14
D 14	Ripon	W	41-20
J 4	Columbia	L	9-30
J 11	at UW-Stout	W	29-19
J 12	at Minnesota	L	11-18
J 18	at Beloit	W	38-11
J 19	at Illinois	W	22-16
J 25	at Purdue	W	33-27
J 26	at Chicago	L	14-24
F 1	Illinois	W	47-13
F 21	Nebraska	W	35-31
M 6	Chicago	W	22-11
M 9	Minnesota	W	31-20
M 15	Purdue	W	37-10

## 1907-08

(10-2; Big Ten 7-1, 1st-tie)

BIG TEN CO-CHAMPIONS

Coach: Emmett Angell

D 14	Beloit	W	38-13
D 20	Wisconsin Alumni	W	42-22
J 17	at Purdue	W	28-24
J 18	at Illinois	W	28-20
J 23	Purdue	W	34-13
J 25	Chicago	W	37-17
J 31	Minnesota	W	29-16
F 28	at Chicago	L	19-24
M 3	Nebraska	W	34-4
M 7	at Minnesota	W	34-14
M 9	Illinois	W	27-14
M 12	Chicago #	L	16-18

# — Big Ten title playoff game, Madison

## 1908-09

(8-4; Big Ten 5-4, 3rd)

Coach: Haskell Noyes

D 19	Lawrence	W	53-13
J 8	Ripon	W	36-10
J 13	Beloit	W	52-4
J 15	at Purdue	L	20-23
J 16	at Illinois	L	19-28
J 23	Illinois	W	20-10
J 30	at Minnesota	W	14-13
F 6	Chicago	L	15-18
F 27	Purdue	W	29-6
M 1	Iowa	W	30-9
M 6	at Chicago	L	4-18
M 9	Minnesota	W	37-14

## 1909-10

(9-5; Big Ten 7-5, 3rd)

Coach: Haskell Noyes

D 15	Beloit	W	24-9
D 17	Ripon	W	32-5
J 8	Northwestern	W	55-9
J 25	Illinois	W	28-16
J 21	at Illinois	L	14-34
J 22	at Purdue	L	17-29

## YEAR-BY-YEAR RESULTS (CONT.)

J 28.....at Chicago.....	L	14-16
J 29.....at Indiana.....	L	11-13
F 5.....Minnesota.....	W	24-14
F 25.....at Minnesota.....	L	9-16
F 26.....at Northwestern.....	W	39-11
M 5.....Chicago.....	W	11-10
M 7.....Indiana.....	W	33-8
M 12.....Purdue.....	W	38-14

### 1910-11

(9-6; Big Ten 6-6, 5th)

Coach: Haskell Noyes

D 10.....Beloit.....	W	32-9
D 17.....Ripon.....	W	43-8
J 7.....Lawrence.....	W	39-9
J 13.....at Purdue.....	L	16-34
J 14.....at Northwestern.....	W	29-9
J 21.....Illinois.....	W	20-17
J 28.....Chicago.....	W	46-22
F 3.....Indiana.....	W	51-9
F 4.....at Minnesota.....	L	16-17
F 24.....Purdue.....	W	45-17
M 1.....Minnesota.....	L	13-21
M 4.....at Chicago.....	L	22-24
M 8.....Northwestern.....	W	23-11
M 10.....at Indiana.....	L	18-21
M 11.....at Illinois.....	L	18-21

### 1911-12

(15-0; Big Ten 12-0, 1st-tie)

**BIG TEN CO-CHAMPIONS**  
**HELMS ATHLETIC FOUNDATION**  
**NATIONAL CHAMPIONS**

Coach: Walter Meanwell

D 9.....Beloit.....	W	31-18
D 16.....Ripon.....	W	54-13
D 20.....at Beloit.....	W	20-12
J 5.....at Iowa.....	W	38-12
J 6.....at Northwestern.....	W	32-19
J 13.....Illinois.....	W	27-10
J 20.....Minnesota.....	W	22-12
J 27.....at Chicago.....	W	18-15
F 12.....Iowa.....	W	30-5
F 17.....Indiana.....	W	51-10
F 24.....Northwestern.....	W	46-11
M 2.....Chicago.....	W	34-24
M 9.....at Minnesota (OT).....	W	29-26
M 15.....at Illinois.....	W	23-15
M 16.....at Indiana.....	W	32-21


### 1912-13

(14-1; Big Ten 11-1, 1st)

**BIG TEN CHAMPIONS**

Coach: Walter Meanwell

D 7.....Ripon.....	W	40-13
D 12.....Beloit.....	W	33-10
D 18.....Lake Forest.....	W	44-15
J 11.....at Illinois.....	W	16-15
J 13.....at Purdue.....	W	25-15
J 18.....at Minnesota.....	W	19-11
J 21.....Ohio State.....	W	22-11
J 25.....Chicago.....	W	31-18
F 13.....at Indiana.....	W	30-19
F 15.....at Ohio State.....	W	27-22
F 21.....Illinois.....	W	18-13
F 25.....Minnesota.....	W	29-11
F 27.....Indiana.....	W	48-10
M 1.....Purdue.....	W	22-19
M 7.....at Chicago.....	L	10-23



Don Rehfeldt, the Big Ten's MVP in 1950, was the second overall choice (Baltimore) in the 1950 NBA Draft.

### 1913-14

(15-0; Big Ten 12-0, 1st)

**BIG TEN CHAMPIONS**  
**HELMS ATHLETIC FOUNDATION**  
**NATIONAL CHAMPIONS**

Coach: Walter Meanwell

D 13.....Knox.....	W	48-15
D 18.....Beloit.....	W	45-15
J 6.....Parsons.....	W	50-0
J 10.....at Illinois.....	W	26-25
J 12.....at Indiana.....	W	57-15
J 17.....Minnesota.....	W	28-7
J 24.....at Chicago.....	W	16-14
F 10.....Northwestern.....	W	38-9
F 13.....Purdue (OT).....	W	25-20
F 17.....at Northwestern.....	W	33-26
F 20.....Illinois.....	W	29-16
F 24.....Indiana.....	W	46-24
F 28.....at Minnesota.....	W	27-9
M 6.....Chicago.....	W	25-18
M 10.....at Purdue.....	W	27-13

### 1914-15

(13-4; Big Ten 8-4, 3rd)

Coach: Walter Meanwell

D 11.....Beloit.....	W	28-16
D 14.....Arkansas State.....	W	45-7
D 18.....Lawrence.....	W	29-21
J 2.....at UW-Milwaukee.....	W	21-10
J 5.....Grinnell.....	W	41-19
J 9.....at Indiana.....	W	39-18
J 11.....at Purdue (OT).....	W	28-24
J 16.....at Minnesota.....	W	23-20
J 18.....Indiana.....	W	47-15
J 23.....Chicago.....	L	19-24
F 8.....at Illinois.....	L	19-39
F 13.....Illinois.....	L	17-19
F 16.....at Ohio State.....	W	26-17
F 19.....Purdue.....	W	26-21

F 27.....Minnesota.....	W	31-7
M 6.....Ohio State.....	W	23-12
M 12.....at Chicago.....	L	18-30

### 1915-16

(20-1; Big Ten 11-1, 1st)

**BIG TEN CHAMPIONS**  
**HELMS ATHLETIC FOUNDATION**  
**NATIONAL CHAMPIONS**

Coach: Walter Meanwell

D 10.....Beloit.....	W	38-11
D 15.....Lawrence.....	W	46-16
D 30.....at Ripon.....	W	27-15
D 30.....at Ripon Reserves.....	W	41-7
D 31.....at UW-Milwaukee.....	W	51-12
J 1.....at UW-Milw. Alumni.....	W	24-18
J 1.....at UW-Milwaukee.....	W	39-8
J 3.....Wabash.....	W	24-14
J 8.....at Purdue.....	W	33-17
J 10.....at Iowa (OT).....	W	36-31
J 15.....Minnesota.....	W	31-11
J 18.....Northwestern.....	W	22-18
J 22.....at Illinois.....	L	20-27
J 29.....at Chicago.....	W	29-18
F 14.....Neb. Wesleyan.....	W	25-20
F 19.....Illinois.....	W	34-14
F 25.....Purdue.....	W	35-22
F 28.....Iowa.....	W	39-17
M 4.....at Minnesota.....	W	32-14
M 8.....Chicago.....	W	24-12
M 11.....at Northwestern.....	W	24-21

### 1916-17

(15-3; Big Ten 9-3, 4th)

Coach: Walter Meanwell

D 9.....Beloit.....	W	58-11
D 13.....Ripon.....	W	30-17
D 16.....North Central (IL).....	W	50-21
D 20.....Lawrence.....	W	41-14
D 21.....at UW-Milw. M Club.....	W	35-23
J 3.....at Ripon.....	W	24-20
J 6.....at Ohio State.....	W	30-22
J 8.....at Northwestern (OT).....	W	29-21
J 13.....at Minnesota.....	L	25-33
J 20.....Illinois.....	W	25-14
J 26.....Chicago.....	L	13-21
F 12.....Northwestern.....	W	23-21
F 17.....Ohio State.....	W	40-15
F 24.....at Illinois.....	L	17-20
M 3.....at Chicago.....	W	25-16
M 6.....Indiana.....	W	29-14
M 10.....Minnesota.....	W	16-13
M 15.....at Indiana.....	W	18-16

### 1917-18

(14-3; Big Ten 9-3, 1st)

**BIG TEN CHAMPIONS**

Coach: Guy Lowman

D 8.....Beloit.....	W	26-21
D 13.....Ripon.....	W	33-13
D 15.....North Central (IL).....	W	18-13
D 19.....Marquette.....	W	15-14
J 2.....at Ripon.....	W	35-16
J 5.....at Northwestern.....	L	17-33
J 8.....at Iowa.....	W	36-22
J 19.....at Illinois.....	W	22-21
J 21.....Iowa.....	W	34-19
J 26.....Purdue.....	W	21-16
F 16.....at Chicago.....	L	21-23



## YEAR-BY-YEAR RESULTS (CONT.)

F 23.....Illinois.....W.....23-15
M 2.....at Minnesota.....W.....18-17
M 7.....Northwestern.....W.....26-18
M 9.....Chicago.....W.....16-13
M 13.....at Purdue.....W.....24-18
M 16.....Minnesota.....L.....11-19

### 1918-19

(5-11; Big Ten 3-9, 10th)

Coach: Guy Lowman

D 27.....at Camp Grant (OT).....W.....16-15
D 28.....at Great Lakes.....L.....14-43
D 30.....at UW-Milwaukee.....W.....39-18
J 4.....Great Lakes.....L.....12-14
J 11.....Northwestern.....L.....15-20
J 18.....at Minnesota.....L.....11-38
J 25.....Illinois.....L.....15-25
F 1.....Chicago.....L.....19-24
F 10.....Iowa.....W.....29-18
F 15.....at Illinois.....L.....14-16
F 22.....at Northwestern.....L.....23-32
F 24.....at Indiana.....W.....29-16
M 1.....Minnesota.....L.....12-23
M 8.....at Chicago.....W.....25-15
M 10.....at Iowa.....L.....27-29
M 15.....Indiana.....L.....12-22

### 1919-20

(15-5; Big Ten 7-5, 5th)

Coach: Guy Lowman

D 5.....UW-River Falls.....W.....36-17
D 13.....Ripon (OT).....W.....19-16
D 16.....Beloit.....W.....33-11
D 19.....at Ripon.....W.....20-13
D 20.....at UW-Oshkosh.....W.....17-7
J 1.....at UW-Milwaukee.....W.....36-10
J 3.....at Great Lakes.....W.....27-19
J 5.....at Iowa.....W.....35-18
J 10.....Great Lakes.....W.....33-15
J 17.....at Chicago.....L.....19-37
J 19.....Iowa.....L.....20-21
J 24.....at Illinois.....L.....20-43
J 31.....Minnesota.....W.....28-12
F 14.....Michigan.....W.....40-13
F 21.....Illinois.....W.....33-29
F 24.....Ohio State.....W.....31-27
F 28.....at Minnesota.....L.....26-32
M 6.....at Michigan.....L.....20-23
M 8.....at Ohio State.....W.....34-22
M 12.....Chicago.....W.....26-17

### 1920-21

(13-4; Big Ten 8-4, 1st-tie)

BIG TEN CO-CHAMPIONS

Coach: Walter Meanwell

D 10.....Knox.....W.....29-16
D 12.....UW-River Falls.....W.....28-8
D 17.....at UW-La Crosse.....W.....24-12
D 18.....at Marquette.....W.....23-18
D 29.....South Dakota State.....W.....24-11
J 3.....at Northwestern.....L.....12-13
J 8.....at Michigan.....W.....27-24
J 15.....at Chicago.....L.....27-39
J 22.....Illinois.....W.....23-18
J 24.....Michigan.....W.....25-17
J 29.....at Minnesota.....L.....21-22
F 12.....Northwestern.....W.....22-10
F 19.....at Illinois.....L.....9-17
F 21.....at Ohio State.....W.....40-21

F 26.....Chicago.....W.....25-19
M 5.....Minnesota.....W.....18-12
M 8.....Ohio State.....W.....34-24

### 1921-22

(14-5; Big Ten 8-4, 2nd-tie)

Coach: Walter Meanwell

D 10.....Michigan State.....W.....27-13
D 16.....Butler.....L.....20-26
D 17.....Ripon.....W.....27-17
D 20.....Knox.....W.....15-9
D 22.....at UW-Milw. M Club.....W.....23-19
D 23.....at UW-La Crosse.....W.....24-21
J 3.....Nebraska.....W.....27-14
J 7.....at Iowa.....W.....18-15
J 9.....at Northwestern.....W.....21-9
J 14.....Michigan (OT).....W.....18-16
J 21.....Minnesota.....L.....15-17
F 10.....Illinois.....W.....25-23
F 13.....Iowa.....L.....18-24
F 18.....at Michigan.....L.....17-18
F 22.....Northwestern.....W.....23-11
F 27.....at Illinois.....L.....35-37
M 4.....at Minnesota.....W.....34-20
M 8.....Chicago.....W.....24-17
M 11.....at Chicago.....W.....31-24

### 1922-23

(12-3; Big Ten 11-1, 1st-tie)

BIG TEN CO-CHAMPIONS

Coach: Walter Meanwell

D 15.....Butler.....L.....13-20
D 19.....Lombard.....W.....37-9
J 3.....Marquette.....L.....8-9
J 6.....at Northwestern.....W.....21-10
J 8.....at Indiana.....W.....17-10
J 13.....Chicago.....W.....24-11
J 20.....at Minnesota.....W.....24-12
F 6.....at Purdue.....L.....13-17
F 14.....at Michigan.....W.....18-15
F 19.....Michigan.....W.....16-11
F 24.....Purdue.....W.....20-19
M 3.....Minnesota.....W.....36-10
M 5.....Northwestern.....W.....29-17
M 10.....at Chicago.....W.....33-11
M 12.....Indiana.....W.....35-17

### 1923-24

(11-5-1; Big Ten 8-4, 1st-tie)

BIG TEN CO-CHAMPIONS

Coach: Walter Meanwell

D 8.....Milliken.....W.....53-13
D 14.....DePauw (3OT).....T.....25-25
D 19.....at Marquette.....W.....27-7
J 2.....Franklin College.....L.....18-21
J 5.....at Indiana.....W.....23-21
J 12.....at Northwestern.....W.....25-10
J 14.....Indiana.....W.....28-27
J 26.....at Chicago.....L.....18-35
F 12.....Butler.....W.....25-23
F 16.....Illinois.....W.....13-12
F 23.....at Ohio State.....L.....13-27
F 25.....at Illinois.....L.....20-31
M 1.....Northwestern.....W.....23-14
M 3.....Ohio State.....W.....30-20
M 8.....at Iowa.....L.....19-22
M 11.....Iowa.....W.....36-26
M 15.....Chicago.....W.....30-14

### 1924-25

(6-11; Big Ten 3-9, 9th)

Coach: Walter Meanwell


D 12.....Wabash.....W.....21-20
D 19.....Butler.....L.....16-22
D 22.....Grinnell.....W.....29-15
J 6.....DePauw.....W.....27-22
J 10.....at Minnesota.....L.....14-16
J 13.....Ohio State.....L.....20-27
J 19.....at Michigan.....L.....12-14
J 24.....Minnesota.....L.....14-25
F 11.....Franklin College.....L.....11-26
F 16.....Iowa.....W.....16-15
F 21.....at Illinois.....L.....25-35
F 23.....Purdue.....L.....22-30
F 28.....Michigan.....L.....16-27
M 3.....at Iowa.....W.....25-23
M 9.....Illinois.....W.....24-9
M 12.....at Purdue.....L.....26-32
M 14.....at Ohio State.....L.....23-37

### 1925-26

(8-9; Big Ten 4-8, 8th-tie)

Coach: Walter Meanwell

D 7.....North Dakota State.....L.....11-16
D 12.....South Dakota State.....W.....48-9
D 18.....at Marquette.....W.....42-26
J 2.....DePauw.....W.....32-31
J 5.....Minnesota.....W.....36-24
J 11.....Indiana.....W.....33-31
J 16.....Chicago.....L.....15-17
J 23.....Northwestern.....W.....35-27
F 5.....Butler.....W.....31-24
F 13.....at Chicago.....W.....26-23
F 16.....at Northwestern.....L.....26-36
F 20.....Purdue.....L.....21-29
F 22.....at Michigan.....L.....13-22
F 26.....at Purdue.....L.....31-32
M 1.....Michigan (OT).....L.....23-24
M 5.....at Minnesota.....L.....19-31
M 9.....at Indiana.....L.....20-35



Glen Selbo, the 1947 Big Ten MVP, helped lead the Badgers to the NCAA Tournament.

## YEAR-BY-YEAR RESULTS (CONT.)

### 1926-27

(10-7; Big Ten 7-5, 4th-tie)

*Coach: Walter Meanwell*

D 17.....	Franklin College.....	L.....	24-27
D 22.....	at Marquette.....	W.....	29-26
D 30.....	DePauw.....	W.....	24-20
J 3.....	Syracuse #.....	W.....	31-24
J 8.....	Indiana.....	L.....	23-28
J 10.....	Ohio State.....	W.....	25-16
J 15.....	at Northwestern.....	W.....	28-18
J 17.....	at Chicago (OT).....	W.....	33-30
J 22.....	Northwestern.....	W.....	25-24
F 8.....	Notre Dame.....	L.....	14-19
F 12.....	Chicago.....	W.....	31-20
F 19.....	at Ohio State.....	L.....	16-20
F 22.....	Iowa.....	W.....	24-21
F 26.....	at Indiana.....	L.....	23-31
F 28.....	at Illinois.....	L.....	28-32
M 5.....	Illinois.....	W.....	39-13
M 11.....	at Iowa.....	L.....	17-26
#.....	at Cleveland.....		

### 1927-28

(13-4; Big Ten 9-3, 3rd-tie)

*Coach: Walter Meanwell*

D 10.....	Coe.....	W.....	18-6
D 16.....	Butler.....	W.....	25-18
D 19.....	DePauw.....	W.....	32-17
J 2.....	Oregon State.....	W.....	36-21
J 7.....	at Ohio State.....	W.....	30-13
J 9.....	Michigan.....	W.....	26-22
J 14.....	at Minnesota.....	W.....	35-26
J 16.....	Illinois.....	L.....	33-34
F 7.....	Notre Dame.....	L.....	14-21
F 11.....	Minnesota.....	W.....	38-18
F 18.....	Ohio State.....	W.....	21-18
F 20.....	at Iowa.....	W.....	31-21
F 23.....	Purdue.....	W.....	28-22
F 25.....	at Purdue.....	L.....	15-31
M 3.....	Iowa.....	W.....	20-17
M 5.....	at Michigan.....	L.....	19-42
M 9.....	at Illinois.....	W.....	32-22

### 1928-29

(15-2; Big Ten 10-2, 1st-tie)

**BIG TEN CO-CHAMPIONS**

*Coach: Walter Meanwell*

D 10.....	Franklin College.....	W.....	37-19
D 15.....	Pittsburgh #.....	W.....	34-24
D 29.....	Lombard.....	W.....	29-12
J 1.....	Carleton.....	W.....	32-24
J 5.....	at Minnesota.....	W.....	29-21
J 7.....	Michigan.....	L.....	23-31

### FIVE FIRST-ROUNDERS

Wisconsin has had a total of five first-round NBA draft choices in school history. Don Rehfeldt was chosen second overall in 1950; Al Henry was 12th overall in 1970; Wes Matthews was 14th overall in 1980; and Michael Finley and Paul Grant were each chosen 21st in 1995 and 1997, respectively.

J 12.....	at Chicago.....	W.....	33-21
J 14.....	Indiana.....	W.....	24-20
J 19.....	Minnesota.....	W.....	39-17
J 21.....	at Purdue.....	W.....	31-26
F 12.....	Bradley.....	W.....	48-22
F 16.....	at Indiana.....	W.....	27-25
F 18.....	Northwestern.....	W.....	37-23
F 23.....	at Northwestern.....	W.....	31-25
F 25.....	Purdue.....	W.....	27-24
M 4.....	at Michigan.....	L.....	22-37
M 9.....	Chicago.....	W.....	19-15
#.....	at Milwaukee.....		

### 1929-30

(15-2; Big Ten 8-2, 2nd)

*Coach: Walter Meanwell*

D 14.....	Monmouth.....	W.....	28-10
D 19.....	Carleton.....	W.....	27-18
D 28.....	Lombard.....	W.....	22-11
D 31.....	Iowa State.....	W.....	34-17
J 4.....	at Northwestern.....	L.....	14-23
J 11.....	at Ohio State.....	W.....	32-25
J 18.....	Illinois.....	W.....	14-9
J 20.....	Chicago.....	W.....	33-23
J 23.....	at Indiana (OT).....	W.....	22-11
F 8.....	Carroll.....	W.....	22-13
F 11.....	Marquette.....	W.....	29-15
F 13.....	at Marquette.....	W.....	29-22
F 15.....	Northwestern.....	W.....	29-22
F 22.....	at Chicago.....	L.....	21-23
F 24.....	at Illinois.....	W.....	23-17
M 3.....	Ohio State.....	W.....	32-23
M 8.....	Indiana.....	W.....	34-23

### 1930-31

(8-9; Big Ten 4-8, 7th-tie)

*Coach: Walter Meanwell*

D 13.....	Carroll.....	W.....	17-14
D 18.....	Pennsylvania.....	W.....	25-12
D 22.....	Missouri.....	W.....	37-9
D 30.....	at Marquette.....	L.....	14-16
J 5.....	at Illinois.....	W.....	12-9
J 10.....	at Ohio State.....	L.....	19-29
J 12.....	at Michigan.....	L.....	17-23
J 17.....	Iowa.....	W.....	24-13
J 19.....	at Minnesota.....	L.....	26-28
J 24.....	Illinois.....	W.....	30-20
F 9.....	Washington U.....	W.....	39-9
F 14.....	Minnesota.....	L.....	15-42
F 16.....	at Iowa.....	L.....	17-19
F 21.....	at Purdue.....	L.....	27-46
F 23.....	Ohio State.....	W.....	28-24
F 28.....	Michigan.....	L.....	15-26
M 2.....	Purdue.....	L.....	17-24

### 1931-32

(8-10; Big Ten 3-9; 8th-tie)

*Coach: Walter Meanwell*

D 11.....	Brigham Young.....	W.....	30-16
D 15.....	Pittsburgh.....	W.....	30-29
D 21.....	at Marquette.....	L.....	23-26
D 30.....	Maryland (OT).....	W.....	32-30
J 4.....	at Northwestern (OT).....	L.....	30-31
J 9.....	Michigan.....	L.....	18-24
J 11.....	at Purdue.....	L.....	22-38
J 16.....	at Chicago.....	W.....	24-18
J 18.....	Northwestern.....	L.....	24-28
F 8.....	Marquette.....	W.....	18-16
F 10.....	Butler.....	W.....	28-17

F 15.....	at Indiana.....	L.....	21-33
F 20.....	at Minnesota.....	L.....	17-43
F 22.....	Chicago.....	W.....	34-23
F 27.....	Purdue.....	L.....	21-28
F 29.....	at Michigan.....	L.....	13-33
M 5.....	Indiana.....	W.....	35-26
M 7.....	Minnesota.....	L.....	21-23

### 1932-33

(7-13; Big Ten 4-8, 8th)

*Coach: Walter Meanwell*

D 10.....	Carleton.....	L.....	29-34
D 17.....	Marquette.....	L.....	16-18
D 22.....	at Maryland.....	W.....	22-13
D 30.....	Michigan State.....	W.....	26-16
J 3.....	at Marquette.....	L.....	16-22
J 7.....	Chicago.....	W.....	26-17
J 9.....	Iowa.....	W.....	21-19
J 14.....	at Indiana (OT).....	W.....	38-37
J 16.....	at Northwestern.....	L.....	22-40
F 3.....	Loyola (IL).....	W.....	28-26
F 6.....	Ohio State.....	L.....	30-31
F 11.....	at Illinois.....	L.....	25-38
F 13.....	at Iowa.....	L.....	25-31
F 18.....	Indiana (OT).....	L.....	28-29
F 20.....	Illinois.....	L.....	15-29
F 25.....	Northwestern.....	L.....	28-30
F 27.....	at UW-Stevens Point.....	L.....	24-28
M 4.....	at Ohio State.....	L.....	20-37
M 6.....	at Chicago.....	W.....	28-16
M 7.....	at Loyola (IL).....	L.....	24-39

### 1933-34

(14-6; Big Ten 8-4, 2nd-tie)

*Coach: Walter Meanwell*

D 4.....	Ripon.....	W.....	47-18
D 8.....	Carleton.....	W.....	38-18
D 11.....	Carroll.....	W.....	44-17
D 16.....	Marquette.....	W.....	32-30
D 20.....	at UW-Stevens Point.....	W.....	35-10
D 30.....	Butler.....	W.....	37-27
J 2.....	at Marquette.....	L.....	26-28
J 6.....	at Illinois.....	L.....	17-20
J 8.....	at Iowa.....	L.....	26-32
J 13.....	Michigan.....	W.....	34-23
J 15.....	Purdue.....	L.....	26-27
F 5.....	Michigan State.....	L.....	22-23
F 10.....	at Minnesota.....	W.....	31-30
F 12.....	Ohio State.....	W.....	42-23
F 17.....	Illinois.....	W.....	28-22
F 19.....	at Michigan.....	W.....	32-26
F 24.....	at Ohio State.....	W.....	44-38
F 26.....	at Purdue.....	L.....	25-37
M 3.....	Iowa.....	W.....	35-32
M 5.....	Minnesota.....	W.....	34-23

### 1934-35

(15-5; Big Ten 9-3, 1st-tie)

**BIG TEN CO-CHAMPIONS**

*Coach: Harold Foster*

N 30.....	Franklin College.....	W.....	34-11
D 7.....	Carleton.....	W.....	27-26
D 10.....	Wabash.....	W.....	33-20
D 15.....	Marquette.....	W.....	29-20
D 22.....	at Marquette.....	L.....	25-33
D 29.....	Pittsburgh.....	L.....	27-31
D 31.....	Michigan State (OT).....	W.....	23-21
J 5.....	Purdue.....	L.....	18-19
J 7.....	Northwestern.....	W.....	16-9



## YEAR-BY-YEAR RESULTS (CONT.)

J 12.....at Indiana.....	W	30-23
J 14.....Michigan.....	W	34-20
J 19.....at Northwestern.....	L	31-36
J 21.....Minnesota.....	W	38-31
F 9.....DePauw.....	W	28-27
F 11.....Chicago.....	W	26-24
F 16.....Indiana (OT).....	W	37-27
F 18.....at Minnesota.....	W	28-27
F 23.....at Michigan.....	W	33-19
M 2.....at Chicago.....	W	48-25
M 4.....at Purdue.....	L	24-43

### 1935-36

(11-9; Big Ten 4-8, 8th)

Coach: Harold Foster

D 2.....DePauw.....	W	18-16
D 6.....Michigan State.....	W	26-21
D 9.....Hamline.....	W	29-20
D 14.....Marquette.....	W	35-22
D 21.....at Marquette.....	W	46-21
D 23.....at DePaul.....	L	22-27
J 1.....Washburn.....	W	36-27
J 4.....at Ohio State.....	L	23-44
J 6.....at Chicago (OT).....	W	38-36
J 11.....Illinois.....	L	27-29
J 13.....Iowa.....	W	27-21
J 20.....Indiana.....	L	24-26
F 8.....Butler.....	W	28-24
F 10.....Ohio State.....	W	34-25
F 15.....at Illinois.....	L	20-36
F 17.....at Iowa.....	L	25-32
F 22.....at Indiana.....	L	21-54
F 24.....Northwestern.....	L	28-33
F 29.....Chicago.....	W	40-32
M 2.....at Northwestern.....	L	26-49

### 1936-37

(8-12; Big Ten 3-9, 8th-tie)

Coach: Harold Foster

D 4.....Ball State.....	W	38-33
D 7.....North Dakota.....	W	42-25
D 12.....Marquette.....	W	29-21
D 19.....at Marquette.....	W	35-29
D 21.....at Pittsburgh.....	L	30-41
D 23.....at Butler.....	L	23-43
D 30.....DePaul.....	L	17-33
J 4.....at Purdue.....	L	30-43
J 9.....Illinois.....	L	28-31
J 11.....at Ohio State.....	L	22-28
J 16.....Michigan.....	L	31-43
J 18.....Iowa.....	W	29-23
F 6.....Michigan State.....	W	22-17
F 8.....Ohio State (OT).....	W	35-33
F 13.....Minnesota.....	L	32-37
F 20.....at Iowa.....	L	35-43
F 22.....at Illinois.....	L	31-48
F 27.....at Minnesota.....	L	17-30
M 1.....Purdue.....	W	46-43
M 6.....at Michigan.....	L	27-41

### 1937-38

(10-10; Big Ten 5-7, 7th)

Coach: Harold Foster

D 4.....Marquette.....	L	21-32
D 6.....North Dakota.....	W	41-22
D 11.....Pittsburgh.....	W	44-36
D 13.....at Notre Dame.....	L	31-33
D 18.....at Marquette.....	L	32-38
D 31.....Missouri.....	W	40-29



Forward Chuck Epperson, center Gene Englund, guard Ted Strain, forward John Kotz and guard Fred Rehm comprised Wisconsin's starting five in 1940-41. The quintet led the Badgers to the NCAA title. Englund was the Big Ten MVP, earned all-America honors and set the conference scoring record that season.

J 3.....at Northwestern.....	L	38-47
J 8.....Minnesota.....	W	35-28
J 10.....Chicago.....	W	50-27
J 15.....at Purdue.....	L	34-40
J 17.....Michigan.....	W	39-30
F 5.....Michigan State.....	W	30-27
F 7.....at Indiana.....	L	44-47
F 12.....Northwestern.....	L	23-27
F 14.....at Chicago.....	W	46-32
F 19.....Purdue.....	L	39-46
F 21.....at Michigan.....	L	29-58
F 23.....at Pennsylvania.....	W	52-44
F 28.....Indiana.....	W	34-32
M 5.....at Minnesota.....	L	28-35

### 1938-39

(10-10; Big Ten 4-8, 7th-tie)

Coach: Harold Foster

D 2.....Beloit.....	W	41-26
D 5.....Marquette.....	W	27-26
D 10.....Notre Dame.....	W	45-39
D 17.....at Marquette.....	L	27-46
D 19.....at Butler.....	L	21-24
D 20.....at Xavier (OH).....	W	27-26
J 2.....Detroit.....	W	34-27
J 7.....Iowa.....	W	28-24
J 9.....Chicago.....	L	18-28
J 14.....at Indiana.....	L	19-43
J 16.....at Michigan.....	W	42-39
J 21.....Illinois.....	L	34-37
F 4.....Michigan State.....	W	39-37
F 6.....at Purdue.....	L	31-39
F 13.....at Northwestern.....	L	27-37
F 18.....Purdue (OT).....	W	32-30
F 20.....at Minnesota.....	L	32-34
F 25.....Ohio State.....	L	38-46
F 27.....Minnesota.....	W	35-25
M 4.....at Chicago.....	L	33-39

### 1939-40

(5-15; Big Ten 3-9, 9th)

Coach: Harold Foster

D 4.....Carleton.....	W	37-19
D 9.....Marquette.....	W	46-39
D 12.....at Notre Dame.....	L	33-51
D 16.....at Marquette.....	L	28-41
D 30.....Nebraska #.....	L	43-53

J 2.....Stanford.....	L	26-39
J 6.....at Chicago.....	W	20-18
J 8.....Michigan.....	L	39-44
J 13.....at Purdue.....	L	36-49
J 15.....Indiana.....	L	34-40
F 3.....at Michigan State.....	L	41-48
F 5.....Butler.....	L	46-50
F 10.....at Iowa.....	L	35-37
F 12.....Minnesota.....	W	36-34
F 17.....at Ohio State.....	L	35-41
F 19.....at Illinois.....	L	35-37
F 24.....Purdue (OT).....	L	45-48
F 26.....at Minnesota.....	L	39-44
M 2.....Northwestern.....	L	44-47
M 4.....Chicago.....	W	46-31

# — at Milwaukee

### 1940-41

(20-3; Big Ten 11-1, 1st)

NCAA CHAMPIONS

BIG TEN CHAMPIONS

Coach: Harold Foster

D 2.....Ripon #.....	W	39-20
D 7.....Marquette.....	W	38-32
D 14.....Notre Dame.....	W	44-43
D 18.....Pittsburgh.....	L	34-36
D 21.....at Marquette.....	L	30-40
D 31.....Princeton \$.....	W	52-40
J 4.....at Nebraska.....	W	46-31
J 6.....at Minnesota.....	L	27-44
J 11.....Iowa.....	W	49-35
J 13.....Purdue (OT).....	W	48-42
J 18.....at Michigan.....	W	40-30
J 20.....at Chicago.....	W	44-37
J 25.....Ohio State.....	W	46-31
F 8.....Butler.....	W	59-55
F 10.....at N'western (OT).....	W	48-46
F 15.....Illinois.....	W	46-30
F 17.....at Purdue.....	W	43-42
F 22.....Chicago.....	W	65-25
F 24.....at Indiana.....	W	38-30
M 1.....Minnesota.....	W	42-32
M 21.....Dartmouth %.....	W	51-50
M 22.....Pittsburgh %.....	W	36-30
M 29.....Washington State *.....	W	39-34

# — at Wisconsin Rapids  
\$ — at Milwaukee  
% — NCAA Regionals, Madison  
\* — NCAA Finals, Kansas City, MO

### 1941-42

(14-7; Big Ten 10-5, 2nd-tie)

Coach: Harold Foster

D 1.....Carroll.....	W	56-35
D 6.....Marquette.....	W	35-34
D 13.....Notre Dame.....	W	43-35
D 20.....at Marquette.....	W	36-25
D 31.....Dartmouth #.....	L	49-57
J 3.....Illinois.....	L	40-55
J 5.....at Indiana.....	L	34-38
J 10.....at Iowa.....	L	45-49
J 12.....Chicago.....	W	56-24
J 17.....at Northwestern \$.....	W	49-46
J 19.....Michigan.....	W	58-36
J 24.....Indiana.....	W	42-36
F 7.....Great Lakes.....	L	42-47
F 9.....at Chicago.....	W	54-20
F 14.....Ohio State.....	W	49-39
F 16.....at Purdue.....	L	34-40
F 21.....Northwestern.....	W	59-47
F 23.....at Illinois.....	L	43-45

## YEAR-BY-YEAR RESULTS (CONT.)

F 28.....at Ohio State.....	W	44-39
M 2.....at Minnesota.....	W	49-47
M 7.....Iowa.....	W	62-45
# — at Milwaukee		
\$ — at Chicago Stadium		

### 1942-43

(12-9; Big Ten 6-6, 4th-tie)

Coach: Harold Foster

D 5.....Marquette.....	W	45-36
D 12.....Camp Grant.....	W	38-36
D 14.....at Notre Dame (OT).....	L	59-61
D 19.....at Marquette.....	W	50-38
D 21.....Oklahoma.....	W	48-37
D 31.....Harvard #.....	W	58-41
J 4.....Hamline.....	W	41-37
J 9.....at Northwestern \$.....	W	67-65
J 11.....Illinois.....	L	40-52
J 15.....at Michigan.....	L	34-38
J 16.....at Michigan.....	W	55-34
J 26.....at Great Lakes.....	L	43-61
J 30.....Minnesota.....	W	54-33
F 6.....Great Lakes.....	L	48-55
F 8.....Chicago.....	W	74-30
F 13.....Indiana.....	L	44-51
F 15.....Indiana.....	W	57-53
F 20.....at Illinois.....	L	26-50
F 22.....Northwestern.....	L	54-56
F 27.....at Purdue.....	W	53-45
M 1.....at Minnesota.....	L	34-48
# — at Milwaukee		
\$ — at Chicago Stadium		

### 1943-44

(12-9; Big Ten 9-3, 2nd-tie)

Coach: Harold Foster

N 29.....DePauw Pre-Flight.....	W	28-25
D 4.....Marquette.....	L	43-51
D 11.....at Notre Dame.....	L	31-41
D 13.....Camp Grant.....	L	40-51
D 18.....at Marquette.....	W	40-37
D 31.....Notre Dame #.....	W	47-45
J 3.....Illinois (OT).....	L	43-45
J 7.....at Illinois.....	W	43-38
J 8.....at Northwestern \$.....	L	38-60
J 14.....Michigan.....	W	50-41
J 15.....Michigan.....	W	42-31
J 29.....at Minnesota.....	W	49-30
F 4.....Northwestern (2OT).....	W	50-47
F 7.....Great Lakes.....	L	40-63
F 11.....at Indiana.....	W	62-43
F 12.....at Indiana.....	W	52-31
F 19.....Purdue (OT).....	L	50-52
F 25.....Minnesota.....	W	50-33
M 3.....at DePaul \$.....	L	35-48
M 4.....at Chicago.....	W	74-46
M 5.....at Great Lakes.....	L	47-63
# — at Milwaukee		
\$ — at Chicago Stadium		

### 1944-45

(10-11; Big Ten 4-8, 6th-tie)

Coach: Harold Foster

D 2.....Lawrence.....	W	48-22
D 9.....Marquette.....	W	45-40
D 16.....Notre Dame.....	L	46-57
D 20.....Iowa Pre-Flight.....	W	51-43
D 23.....at Marquette.....	W	46-39
D 30.....Missouri #.....	W	52-37

### Crowded House

The largest crowd ever to watch a Wisconsin basketball game was 23,266 in a season-opening loss at Kentucky on Nov. 27, 1976. The largest crowd for a Big Ten game was 19,165 when the Badgers defeated Northwestern 54-42 at Chicago Stadium on Feb. 15, 1947.

J 6.....Northwestern.....	L	37-52
J 8.....at Truax Field.....	W	53-42
J 13.....Minnesota.....	W	46-37
J 22.....Great Lakes.....	L	51-66
J 27.....at Northwestern \$.....	W	44-43
J 29.....at Purdue.....	L	34-45
F 2.....at Michigan.....	L	39-50
F 3.....at Ohio State.....	L	36-40
F 4.....at Great Lakes.....	L	49-59
F 9.....Ohio State.....	L	34-63
F 10.....Michigan.....	W	55-44
F 17.....Purdue.....	W	64-48
F 19.....at Iowa.....	L	53-54
F 24.....Iowa.....	L	38-68
M 3.....at Minnesota.....	L	50-54
# — at Milwaukee		
\$ — at Chicago Stadium		

### 1945-46

(4-17; Big Ten 1-11, 9th)

Coach: Harold Foster

D 1.....Carroll.....	W	67-25
D 3.....Ripon.....	W	59-24
D 8.....Marquette.....	W	42-32
D 15.....at Notre Dame.....	L	51-65
D 17.....Great Lakes.....	L	47-54
D 22.....at Marquette.....	L	41-62
D 23.....at Great Lakes.....	L	39-53
J 1.....Illinois.....	L	31-56
J 5.....Minnesota.....	L	45-59
J 7.....at Iowa.....	L	50-57
J 12.....Purdue.....	L	49-53
J 26.....at Northwestern \$.....	L	34-56
J 28.....at Purdue.....	L	46-59
F 2.....Michigan.....	W	58-57
F 9.....Northwestern.....	L	58-63
F 11.....at Michigan.....	L	56-66
F 16.....Iowa.....	L	39-44
F 18.....at Illinois.....	L	53-72
F 23.....Michigan State.....	L	48-59
M 1.....at Michigan State.....	L	52-56
M 4.....at Minnesota.....	L	57-58
\$ — at Chicago Stadium		

### 1946-47

(16-6; Big Ten 9-3, 1st)

BIG TEN CHAMPIONS

NCAA TOURNAMENT

Coach: Harold Foster

D 2.....Lawrence.....	W	61-43
D 7.....Marquette.....	W	65-51
D 9.....at Butler.....	W	60-52
D 14.....Notre Dame (OT).....	W	53-49
D 18.....Oklahoma.....	L	40-56

D 21.....at Marquette.....	L	47-55
D 23.....So. California.....	W	61-56
J 1.....Illinois.....	W	53-47
J 4.....at Iowa.....	W	63-62
J 11.....Indiana.....	W	70-49
J 20.....at Michigan State.....	W	58-48
J 25.....at Illinois.....	L	37-63
J 27.....Northwestern.....	W	45-44
F 3.....Iowa.....	W	60-53
F 8.....Minnesota.....	W	60-51
F 10.....at Michigan.....	W	52-51
F 15.....at Northwestern \$.....	W	54-42
F 22.....Ohio State.....	L	56-57
F 24.....at Purdue.....	W	72-60
M 1.....at Minnesota.....	L	55-58
M 20.....City College of NY %.....	L	56-70
M 22.....Navy %.....	W	50-49
\$ — at Chicago Stadium		
% — NCAA Regionals, New York City		

### 1947-48

(12-8; Big Ten 7-5, 3rd-tie)

Coach: Harold Foster

D 6.....Marquette.....	W	57-50
D 8.....Butler.....	W	61-53
D 12.....Pittsburgh.....	W	49-36
D 19.....at California.....	L	61-73
D 20.....at California.....	L	44-59
D 22.....at Oklahoma.....	L	49-75
D 31.....at Marquette.....	W	67-60
J 3.....Illinois.....	W	52-47
J 5.....Minnesota.....	W	59-50
J 10.....at Indiana.....	W	58-54
J 12.....Iowa.....	W	60-51
J 17.....Michigan.....	L	39-43
J 19.....Purdue.....	W	49-44
J 24.....at Illinois.....	L	36-57
F 7.....at Northwestern \$.....	W	68-62
F 9.....Michigan State.....	W	51-39
F 16.....at Ohio State.....	L	47-53
F 21.....at Iowa.....	L	40-62
F 23.....Northwestern.....	W	59-54
M 1.....at Minnesota.....	L	41-46
\$ — at Chicago Stadium		

### 1948-49

(12-10; Big Ten 5-7, 7th)

Coach: Harold Foster

D 1.....Ripon.....	W	66-36
D 4.....Marquette (OT).....	W	67-63
D 9.....Missouri.....	W	58-42
D 11.....Loyola (IL).....	L	37-40
D 13.....at Notre Dame.....	L	54-60
D 21.....at So. California.....	L	31-36
D 23.....at UCLA.....	W	49-46
D 31.....at Marquette.....	W	60-34
J 3.....at Illinois.....	L	50-62
J 8.....Creighton.....	W	75-39
J 10.....at Minnesota.....	L	33-47
J 15.....Indiana.....	W	58-48
J 17.....Ohio State.....	L	54-57
F 5.....Illinois.....	L	54-61
F 7.....at Michigan.....	L	38-40
F 12.....at Northwestern \$.....	W	56-52
F 14.....at Purdue.....	L	48-53
F 19.....at Iowa.....	L	60-61
F 21.....Northwestern.....	W	57-46
F 26.....Western Ontario.....	W	79-45
F 28.....Iowa.....	W	70-47
M 5.....Minnesota.....	W	45-43
\$ — at Chicago Stadium		



## YEAR-BY-YEAR RESULTS (CONT.)

### 1949-50

(17-5; Big Ten 9-3, 2nd)

Coach: Harold Foster

D 3.....Marquette.....	W	63-48
D 6.....Kansas State.....	W	56-48
D 8.....Oregon State.....	L	36-49
D 10.....at Loyola (IL).....	W	68-55
D 13.....Notre Dame.....	W	56-48
D 17.....at Marquette.....	W	62-45
D 20.....at Missouri.....	L	48-50
D 28.....Rutgers #.....	W	68-55
D 30.....UCLA.....	W	54-52
J 2.....Illinois.....	W	59-50
J 7.....at Indiana.....	L	59-61
J 14.....Michigan.....	W	53-41
J 16.....Minnesota.....	W	57-54
F 4.....at Ohio State.....	L	47-61
F 6.....at Michigan State.....	W	66-47
F 11.....at Northwestern \$.....	W	66-59
F 13.....at Iowa (OT).....	W	66-62
F 18.....Iowa.....	W	53-44
F 20.....Purdue.....	W	56-45
F 25.....at Illinois.....	L	58-76
F 27.....Northwestern.....	W	67-53
M 4.....at Minnesota.....	W	60-54
#.....at Iowa City, IA		
\$.....at Chicago Stadium		

### 1950-51

(10-12; Big Ten 7-7, 4th-tie)

Coach: Harold Foster

D 2.....Marquette.....	W	49-42
D 8.....Loyola (IL).....	L	51-54
D 11.....at Notre Dame.....	L	61-67
D 16.....at Marquette.....	L	58-61
D 18.....at Kansas State.....	L	58-77
D 19.....at St. Louis (OT).....	L	48-53
D 28.....San Jose State.....	W	75-59
J 1.....Illinois (OT).....	L	69-71
J 6.....at Michigan.....	W	61-52
J 8.....at Michigan State.....	W	53-52
J 13.....at Ohio State.....	W	74-67
J 15.....Northwestern.....	W	68-56
F 1.....Butler.....	W	60-35
F 3.....at Minnesota.....	W	47-44
F 5.....Ohio State.....	W	56-51
F 10.....at Illinois.....	L	52-63
F 12.....at Purdue.....	L	46-62
F 17.....Iowa.....	L	60-73
F 24.....Michigan State.....	W	35-29
F 26.....Michigan.....	L	50-52
M 3.....Purdue.....	L	61-64
M 5.....at Indiana.....	L	58-68

### 1951-52

(10-12; Big Ten 5-9, 7th)

Coach: Harold Foster

D 1.....Marquette.....	W	48-46
D 8.....Notre Dame.....	L	53-63
D 13.....Loyola (LA).....	W	66-47
D 17.....St. Louis.....	W	55-54
D 22.....at Marquette.....	L	47-51
D 27.....Oregon #.....	W	82-77
D 28.....California #.....	L	49-68
J 5.....Purdue.....	L	64-79
J 7.....at Illinois.....	L	49-53
J 12.....Ohio State.....	W	58-51
J 19.....at Northwestern.....	W	74-58
J 21.....at Michigan State.....	L	39-50


F 6.....at Butler.....	W	62-60
F 9.....Minnesota.....	L	47-54
F 11.....at Purdue.....	L	67-78
F 16.....Michigan State.....	L	55-57
F 18.....at Michigan.....	L	55-56
F 23.....Indiana.....	L	48-63
F 25.....Michigan.....	W	69-53
M 1.....at Ohio State.....	L	56-69
M 3.....at Iowa.....	W	78-75
M 8.....Illinois.....	W	58-48
#.....at San Francisco		

### 1952-53

(13-9; Big Ten 10-8, 5th)

Coach: Harold Foster

D 5.....Marquette.....	W	76-55
D 8.....at Loyola (LA).....	W	81-60
D 15.....Iowa.....	W	75-70
D 20.....at Purdue.....	L	59-65
D 26.....California.....	W	64-57
D 27.....Oregon #.....	L	64-66
D 29.....at Iowa.....	L	66-83
J 3.....Purdue.....	W	50-46
J 5.....at Minnesota.....	L	53-64
J 10.....at Illinois.....	L	61-71
J 12.....Minnesota.....	W	76-74
J 17.....at Northwestern.....	W	78-56
J 19.....Ohio State.....	W	64-51
F 7.....Illinois.....	L	61-65
F 9.....at Indiana.....	L	48-66
F 14.....Michigan.....	W	75-63
F 16.....Indiana.....	L	70-72
F 21.....at Michigan.....	W	74-52
F 23.....at Michigan State.....	L	45-53
F 28.....at Ohio State.....	W	69-63
M 7.....Northwestern.....	W	74-58
M 9.....Michigan State.....	W	58-51
#.....at Iowa City, IA		



Ab Nicholas was a first-team all-Big Ten selection in 1951 and 1952. He also was a two-time team MVP.

### 1953-54

(12-10; Big Ten 6-8, 5th-tie)

Coach: Harold Foster

D 1.....Butler.....	W	70-54
D 4.....at Marquette.....	W	64-56
D 7.....at Loyola (IL).....	W	75-54
D 12.....Missouri.....	W	64-53
D 14.....Oklahoma.....	L	65-69
D 19.....at Louisiana State.....	W	82-66
D 21.....at Tulane (OT).....	L	55-57
D 28.....Denver.....	W	67-48
J 2.....Purdue.....	W	66-57
J 4.....at Indiana.....	L	67-70
J 9.....at Iowa.....	L	54-71
J 11.....Northwestern.....	W	64-47
J 16.....Indiana.....	L	74-90
J 18.....at Michigan State.....	W	57-53
F 6.....at Ohio State.....	W	79-73
F 13.....Illinois (OT).....	L	64-70
F 15.....Minnesota.....	L	68-78
F 20.....Michigan.....	W	77-56
F 22.....at Illinois.....	L	64-66
F 27.....at Purdue.....	L	66-71
M 1.....Michigan State.....	W	79-56
M 6.....at Minnesota.....	L	73-78

### 1954-55

(10-12; Big Ten 5-9, 6th-tie)

Coach: Harold Foster

D 4.....at Notre Dame.....	L	61-72
D 6.....Western Michigan.....	W	80-68
D 11.....at Oklahoma.....	W	77-66
D 13.....at Missouri.....	L	56-67
D 18.....Louisiana State.....	W	107-68
D 20.....Tulane.....	L	66-69
D 29.....Princeton.....	W	66-64
J 1.....at Illinois.....	W	79-64
J 3.....Iowa.....	L	69-86
J 8.....at Michigan State.....	L	77-94
J 10.....at Michigan.....	L	63-90
J 15.....Indiana.....	W	77-66
J 17.....at Butler.....	W	57-53
F 5.....Michigan State.....	L	70-73
F 7.....at Indiana.....	L	58-65
F 12.....Ohio State.....	W	86-63
F 14.....at Purdue.....	L	63-75
F 19.....Illinois.....	L	71-99
F 21.....Minnesota.....	L	69-71
F 26.....at Northwestern.....	L	72-80
F 28.....Purdue.....	W	75-73
M 5.....at Minnesota.....	W	78-72

### 1955-56

(6-16; Big Ten 4-10, 8th-tie)

Coach: Harold Foster

D 1.....Butler.....	L	63-67
D 5.....at Notre Dame.....	W	70-66
D 10.....Kansas.....	L	66-74
D 12.....So. Methodist.....	L	62-75
D 19.....Nebraska.....	W	71-52
D 28.....at Washington.....	L	53-54
D 29.....at California.....	L	55-62
D 30.....at Stanford.....	L	53-65
J 2.....Purdue.....	L	66-78
J 7.....Indiana.....	L	71-75
J 9.....at Illinois.....	L	77-96
J 14.....at Ohio State (2OT).....	L	98-100
J 16.....Michigan.....	W	69-58
F 4.....at Northwestern.....	W	79-55

## YEAR-BY-YEAR RESULTS (CONT.)

F 6.....Iowa.....L.....74-78
F 11.....Minnesota.....L.....71-77
F 13.....at Indiana.....W.....69-67
F 18.....at Iowa.....L.....66-80
F 20.....Ohio State.....L.....71-79
F 25.....at Michigan.....L.....68-78
F 27.....at Michigan State.....L.....82-89
M 3.....Northwestern.....W.....76-70

### 1956-57

(5-17; Big Ten 3-11, 9th)

Coach: Harold Foster

D 1.....South Dakota (OT).....L.....56-58
D 3.....at Butler.....L.....50-54
D 8.....Notre Dame.....L.....55-75
D 10.....at Nebraska.....L.....51-53
D 15.....Washington U.....W.....41-38
D 20.....at Bradley.....L.....62-74
D 22.....at Kansas.....L.....62-83
D 29.....Yale.....W.....64-46
J 5.....at Northwestern.....L.....54-75
J 7.....at Indiana.....L.....68-79
J 12.....Illinois.....L.....63-79
J 14.....at Michigan.....L.....62-71
J 19.....Iowa.....L.....47-70
J 21.....Ohio State.....L.....64-67
F 11.....Michigan.....W.....70-65
F 16.....at Ohio State.....L.....50-63
F 18.....at Minnesota.....L.....53-85
F 23.....Indiana.....L.....74-85
F 25.....Michigan State.....L.....62-78
M 2.....at Purdue.....L.....66-85
M 4.....Northwestern.....W.....82-69
M 9.....at Iowa.....W.....60-59

### 1957-58

(8-14; Big Ten 3-11, 10th)

Coach: Harold Foster

D 2.....South Dakota.....W.....63-56
D 7.....Notre Dame.....L.....53-75
D 9.....at Washington U.....W.....43-33
D 16.....Rice.....W.....67-62
D 19.....Butler.....W.....59-58
D 27.....at New Mexico #.....W.....61-59
D 28.....Wyoming #.....L.....65-93
D 30.....at Utah.....L.....70-72
J 4.....Illinois.....L.....59-64
J 6.....at Michigan.....L.....49-70
J 11.....Ohio State.....W.....67-64
J 13.....at Illinois.....W.....71-70
J 18.....at Purdue.....L.....47-62
J 20.....Michigan State.....W.....66-52
F 8.....Minnesota.....L.....66-71
F 10.....Indiana.....L.....87-93
F 15.....Purdue.....L.....76-81
F 17.....at Iowa.....L.....61-74
F 22.....at Michigan State.....L.....59-93
F 24.....at Minnesota.....L.....63-71
M 1.....at Northwestern.....L.....65-82
M 3.....Michigan.....L.....65-72
# — New Mexico Classic, Albuquerque

### 1958-59

(3-19; Big Ten 1-13, 10th)

Coach: Harold Foster

D 2.....Marquette.....L.....47-76
D 6.....at Rice.....L.....37-78
D 8.....at So. Methodist.....L.....63-81
D 13.....Notre Dame.....W.....56-54

D 15.....Missouri.....W.....68-60
D 19.....Washington.....L.....48-62
D 20.....California #.....L.....53-68
D 30.....at Butler.....L.....55-69
J 3.....at Minnesota.....L.....66-79
J 5.....Illinois.....L.....51-77
J 10.....at Purdue.....L.....61-84
J 12.....Michigan.....L.....74-84
F 2.....Michigan State.....L.....57-88
F 7.....at Ohio State.....L.....72-78
F 9.....Purdue.....W.....91-86
F 14.....Iowa.....L.....84-94
F 16.....at Illinois.....L.....54-93
F 21.....Minnesota.....L.....50-69
F 23.....at Michigan.....L.....63-87
F 28.....at Northwestern.....L.....82-86
M 2.....at Michigan State.....L.....73-93
M 7.....at Indiana.....L.....71-97
# — at Iowa City, IA

### 1959-60

(8-16; Big Ten 4-10, 9th)

Coach: John Erickson

D 1.....Butler.....L.....82-88
D 5.....Iowa State.....L.....53-71
D 7.....at Notre Dame.....L.....58-78
D 12.....Loyola (IL).....W.....85-67
D 14.....at Missouri.....L.....66-78
D 19.....at Marquette.....L.....66-84
D 21.....Stanford.....W.....61-60
D 26.....Boston College #.....W.....95-82
D 28.....at Canisius #.....L.....65-80
J 2.....Michigan State.....L.....79-91
J 4.....Iowa.....L.....64-71
J 9.....at Purdue.....L.....69-99
J 11.....Northwestern.....L.....69-77
J 27.....North Dakota.....W.....92-80
J 30.....at Minnesota.....L.....72-86
F 6.....Indiana.....L.....85-97
F 8.....Ohio State.....L.....69-106
F 13.....at Indiana.....L.....71-91
F 15.....at Iowa.....W.....63-58
F 20.....Illinois.....W.....75-63
F 22.....at Michigan (OT).....W.....88-82
F 27.....at Ohio State.....L.....68-93
F 29.....at Northwestern.....L.....59-73
M 5.....Purdue.....W.....89-80
# — Queen City Tournament, Buffalo, NY

### 1960-61

(7-17; Big Ten 4-10, 8th)

Coach: John Erickson

D 1.....at Butler.....L.....58-73
D 3.....Air Force.....W.....80-67
D 5.....at Iowa State.....L.....76-88
D 10.....Marquette.....W.....55-51
D 17.....at Bradley.....L.....66-88
D 20.....Nevada.....W.....89-56
D 28.....Oregon State #.....L.....54-56
D 29.....at Portland # (OT).....L.....71-79
D 30.....Washington State #.....L.....72-78
J 7.....at Michigan State.....W.....74-71
J 9.....Iowa.....L.....68-76
J 28.....at Loyola (IL).....L.....79-87
J 30.....Ohio State.....L.....68-100
F 4.....at Purdue.....L.....58-69
F 6.....at Illinois.....L.....73-77
F 11.....at Northwestern.....L.....52-54
F 13.....at Iowa.....L.....61-63
F 18.....Indiana.....L.....84-98
F 20.....Minnesota.....W.....83-75

F 25.....at Ohio State.....L.....74-97
F 27.....Michigan.....W.....76-68
M 4.....Northwestern.....W.....75-61
M 6.....at Indiana.....L.....69-80
M 11.....Purdue.....L.....81-88
# — Far West Classic, Portland, OR

### 1961-62

(17-7; Big Ten 10-4, 2nd)

Coach: John Erickson

D 2.....South Dakota.....W.....99-63
D 4.....Florida State.....W.....64-63
D 9.....Cincinnati.....L.....67-86
D 11.....Washington U.....W.....91-63
D 16.....Pacific.....W.....92-68
D 20.....at Marquette.....L.....75-92
D 26.....Providence #.....W.....95-84
D 28.....Dayton #.....W.....105-93
D 30.....Cincinnati #.....L.....71-101
J 6.....Iowa.....W.....91-79
J 8.....at Michigan State.....W.....83-78
J 23.....North Dakota State.....W.....102-50
J 27.....Purdue.....W.....89-86
J 29.....at Illinois.....W.....85-81
F 3.....at Minnesota.....W.....94-88
F 5.....Michigan.....L.....74-81
F 10.....Michigan State.....W.....77-72
F 12.....at Indiana.....W.....105-94
F 17.....at Michigan.....L.....65-84
F 19.....Illinois.....W.....103-101
F 24.....at Northwestern.....W.....65-64
F 26.....Minnesota.....L.....90-92
M 3.....Ohio State.....W.....86-67
M 10.....at Iowa.....L.....64-81
# — ECAC Holiday Festival, New York City

### 1962-63

(14-10; Big Ten 7-7, 6th)

Coach: John Erickson

D 1.....at Air Force.....W.....72-64
D 3.....at Arizona.....L.....46-51
D 8.....Texas-El Paso.....W.....73-59
D 10.....Indiana State.....L.....86-87
D 15.....Miami (OH).....W.....94-58
D 19.....Marquette.....W.....76-58
D 22.....UCLA.....L.....63-77
D 28.....Utah #.....W.....94-72
D 29.....at Marquette #.....W.....70-56
J 5.....at Purdue.....W.....74-66
J 12.....Michigan State.....L.....68-75
J 14.....at Iowa.....L.....56-65
J 26.....St. John's (NY).....W.....85-52
F 2.....Minnesota.....L.....68-69
F 4.....at Michigan.....W.....81-78
F 9.....at Ohio State.....L.....70-94
F 11.....Illinois.....W.....84-77
F 16.....Northwestern.....W.....78-65

### NATIONAL CHAMPS

Wisconsin's 1941 squad won the school's only NCAA title, going 20-3 for Coach Bud Foster. But the Helms Athletic Foundation of Los Angeles also crowned the Badgers national champions in 1912, 1914 and 1916 — all teams coached by Walter Meanwell.



## YEAR-BY-YEAR RESULTS (CONT.)

### Comeback Kids

The largest known comeback in school history occurred on Jan. 5, 1976 when Wisconsin rebounded from a 22-point deficit in an 82-81 overtime victory over Ohio State at the UW Field House. The Badgers were outscored 27-5 during a nine-minute stretch in the first half and trailed 47-25 with 3:21 left in the period before mounting their comeback.

F 18.....at Minnesota.....L.....48-72
F 23.....at Illinois.....L.....77-89
F 25.....Indiana.....W.....102-96
M 2.....at Michigan State (OT).....W.....92-89
M 4.....Iowa.....W.....75-69
M 9.....Michigan.....L.....80-82
# — Milwaukee Classic

### 1963-64

(8-16; Big Ten 2-12, 10th)

Coach: John Erickson

D 2.....Kent.....W.....88-77
D 7.....Ohio.....L.....76-77
D 10.....Pittsburgh.....W.....85-83
D 14.....at Cincinnati.....L.....60-65
D 17.....Gonzaga.....W.....115-71
D 20.....at Kentucky #.....L.....85-108
D 21.....Princeton # (OT).....L.....87-90
D 27.....Dartmouth \$.....W.....94-68
D 28.....Georgia Tech \$.....W.....104-84
J 4.....Ohio State.....L.....85-101
J 6.....at Michigan State.....L.....90-106
J 11.....at Northwestern.....L.....63-76
J 13.....Iowa.....W.....79-61
J 28.....at Marquette.....W.....72-68
F 1.....at Minnesota.....L.....92-111
F 8.....Purdue.....W.....81-80
F 11.....Northwestern.....L.....64-72
F 15.....at Ohio State.....L.....74-92
F 17.....Indiana (2OT).....L.....80-82
F 22.....Michigan.....L.....59-103
F 24.....at Indiana.....L.....82-108
F 29.....at Purdue.....L.....83-97
M 2.....Minnesota.....L.....96-105
M 7.....at Illinois.....L.....73-97
# — Kentucky Invitational
\$ — Milwaukee Classic

### 1964-65

(9-13; Big Ten 4-10, 8th)

Coach: John Erickson

D 1.....Houston.....W.....76-65
D 8.....at Pittsburgh.....W.....80-63
D 12.....Bowling Green.....W.....87-56
D 15.....Illinois.....L.....56-70
D 18.....Boston College #.....L.....85-86
D 19.....at Marquette #.....L.....61-62
D 26.....Boston College \$.....W.....70-69
J 4.....at Iowa.....L.....62-92
J 9.....at Minnesota.....L.....57-81
J 11.....Purdue.....W.....76-66
J 13.....Marquette.....L.....58-59
J 30.....at Ohio State.....L.....86-98
F 1.....at Notre Dame.....W.....98-90
F 6.....Ohio State.....L.....71-73

F 13.....at Purdue.....L.....74-83
F 16.....Minnesota.....L.....91-101
F 20.....at Indiana.....L.....87-101
F 23.....Northwestern (OT).....W.....93-87
F 27.....Michigan State.....W.....99-89
M 2.....at Michigan.....L.....75-98
M 6.....at Northwestern.....W.....88-76
M 8.....Indiana.....L.....73-92
# — Milwaukee Classic
\$ — Rainbow Classic, Honolulu

### 1965-66

(11-13; Big Ten 6-8, 7th)

Coach: John Erickson

D 1.....Nebraska.....L.....88-101
D 4.....Notre Dame.....W.....97-79
D 11.....at Houston.....L.....57-82
D 14.....Illinois.....L.....70-90
D 17.....Washington #.....L.....67-81
D 18.....West Virginia #.....L.....93-101
D 20.....Montana.....W.....76-72
D 22.....at Cincinnati.....L.....74-87
D 29.....Pennsylvania.....W.....84-70
J 3.....at Marquette.....W.....73-72
J 8.....Iowa.....W.....69-68
J 11.....at Illinois.....L.....64-80
J 27.....Hardin-Simmons.....W.....83-63
J 29.....Michigan.....L.....67-69
J 31.....at Ohio State (OT).....L.....81-87
F 5.....at Michigan State.....L.....65-79
F 7.....Indiana.....W.....79-78
F 12.....at Michigan.....L.....102-120
F 19.....Michigan State.....W.....78-77
F 21.....at Northwestern.....L.....65-76
F 26.....at Iowa.....L.....70-80
F 28.....Northwestern.....W.....90-62
M 5.....Purdue.....W.....69-68
M 7.....at Minnesota.....W.....87-74
# — Milwaukee Classic

### 1966-67

(13-11; Big Ten 8-6, 4th)

Coach: John Erickson

D 3.....Cincinnati (OT).....L.....70-77
D 10.....at Bowling Green.....L.....69-81
D 13.....Iowa State.....W.....80-73
D 16.....Fordham #.....W.....67-66
D 17.....South Carolina #.....W.....88-84
D 19.....at Illinois.....L.....74-87
D 28.....at UCLA \$.....L.....56-100
D 29.....Michigan \$.....L.....88-98
D 30.....Arizona \$.....W.....104-77
J 4.....Marquette.....L.....60-66
J 7.....at Purdue.....W.....79-76
J 10.....Michigan.....W.....98-90
J 25.....South Dakota.....W.....94-53
J 28.....at Michigan State.....L.....61-68
F 4.....Ohio State (OT).....L.....84-90
F 11.....at Indiana.....L.....81-93
F 14.....Minnesota.....W.....85-75
F 18.....at Iowa (3OT).....W.....96-95
F 21.....Northwestern.....W.....110-94
F 25.....Michigan State.....W.....68-64
F 28.....at Northwestern.....L.....82-91
M 4.....Michigan %.....W.....80-79
M 7.....Iowa (OT).....L.....87-90
M 11.....Illinois.....W.....102-92
# — Milwaukee Classic
\$ — Los Angeles Classic
% — at Detroit

### 1967-68

(13-11; Big Ten 7-7, 5th)

Coach: John Erickson

D 2.....DePauw.....W.....90-68
D 5.....Notre Dame.....L.....73-81
D 9.....So. Methodist.....W.....120-82
D 15.....Louisiana State #.....W.....96-94
D 16.....at Marquette #.....W.....70-62
D 20.....Florida.....W.....86-81
D 27.....at Pennsylvania \$.....W.....86-67
D 28.....Temple \$.....L.....80-82
D 29.....Duquesne \$.....L.....66-76
J 6.....Michigan.....W.....77-75
J 9.....at Purdue.....L.....79-99
J 11.....at Marquette.....L.....56-71
J 16.....Michigan State.....W.....70-68
J 30.....at Minnesota.....W.....72-62
F 3.....at Ohio State.....L.....64-86
F 6.....Illinois.....L.....60-68
F 10.....Indiana.....W.....95-83
F 12.....Ohio State.....W.....86-78
F 17.....at Iowa.....L.....61-69
F 24.....at Michigan State.....L.....77-87
F 27.....Minnesota.....W.....94-82
M 2.....Purdue.....W.....104-84
M 5.....at Indiana.....L.....85-93
M 9.....at Northwestern.....L.....75-77
# — Milwaukee Classic
\$ — Quaker City Classic, Philadelphia

### 1968-69

(11-13; Big Ten 5-9, 8th-tie)

Coach: John Powless

N 30.....at Nebraska.....L.....55-68
D 3.....Kansas.....W.....67-62
D 7.....North Dakota.....W.....94-48
D 11.....at Notre Dame.....L.....56-57
D 14.....Northern Illinois.....W.....69-67
D 21.....at Florida.....L.....66-71
D 27.....Ohio #.....W.....74-68
D 28.....at Marquette #.....L.....56-59
D 31.....Kentucky \$.....W.....69-65
J 4.....Purdue.....L.....80-86
J 7.....at Michigan State.....L.....67-77
J 11.....at Ohio State.....L.....69-84
J 14.....Minnesota.....W.....68-61
J 28.....Marquette.....W.....56-50
F 1.....at Illinois.....L.....73-86
F 4.....Indiana.....L.....63-65
F 8.....Ohio State.....W.....77-73
F 11.....at Minnesota.....W.....69-63
F 15.....at Purdue.....L.....69-87
F 22.....Michigan State.....W.....76-64
F 25.....at Indiana.....L.....84-101
M 1.....at Michigan.....L.....79-84
M 4.....Northwestern.....L.....70-72
M 8.....Iowa.....W.....84-74
# — Milwaukee Classic
\$ — at Chicago Stadium

### 1969-70

(10-14; Big Ten 5-9, 6th-tie)

Coach: John Powless

D 1.....Ball State.....W.....88-74
D 6.....at So. Methodist.....W.....78-76
D 8.....at Kansas.....L.....60-76
D 13.....Southern Illinois.....L.....69-74
D 16.....at Iowa State.....L.....73-84
D 20.....Pittsburgh.....W.....85-71

## YEAR-BY-YEAR RESULTS (CONT.)

D 26.....Utah State #.....W.....81-74
D 27.....at Marquette #.....L.....43-64
J 3.....Illinois.....L.....69-74
J 6.....at Purdue.....L.....74-90
J 10.....Iowa.....L.....74-92
J 13.....Minnesota.....W.....90-84
J 27.....at Marquette.....L.....51-60
J 31.....Ohio.....W.....72-69
F 3.....at Illinois.....W.....66-65
F 7.....Michigan State.....W.....89-79
F 10.....at Iowa.....L.....100-119
F 14.....Michigan.....W.....84-74
F 17.....Indiana.....L.....77-89
F 21.....at Northwestern.....L.....75-82
F 24.....Ohio State.....L.....86-98
F 28.....at Michigan.....W.....90-86
M 3.....Northwestern.....L.....82-87
M 7.....at Ohio State.....L.....87-96
# — Milwaukee Classic

### 1970-71

(9-15; Big Ten 4-10, 7th-tie)

Coach: John Powless

D 1.....Eastern Illinois.....W.....102-84
D 5.....Michigan Tech.....W.....114-70
D 8.....at Pittsburgh.....L.....76-81
D 12.....Loyola (LA).....W.....94-83
D 15.....at Ohio.....L.....80-81
D 19.....Tulane.....W.....96-77
D 29.....Texas #.....W.....89-73
D 30.....at Marquette #.....L.....69-72
J 4.....Australia.....E.....94-63
J 9.....Michigan.....L.....89-90
J 12.....at Illinois.....L.....82-84
J 16.....at Ohio State.....L.....69-83
J 19.....Northwestern.....W.....87-72
F 2.....Marquette.....L.....75-89
F 6.....Iowa.....L.....91-93
F 9.....at Southern Illinois.....L.....75-86
F 13.....at Northwestern.....L.....91-101
F 16.....Ohio State.....L.....71-79
F 20.....at Michigan State.....L.....78-97
F 23.....Illinois.....W.....88-84
F 27.....at Iowa.....W.....89-83
M 2.....Indiana (2OT).....W.....94-87
M 6.....at Minnesota.....L.....98-104
M 9.....Purdue.....L.....77-81
M 13.....at Michigan.....L.....73-93
# — Milwaukee Classic

### 1971-72

(13-11; Big Ten 6-8, 5th-tie)

Coach: John Powless

D 1.....Michigan Tech.....W.....107-74
D 4.....at Tulane.....L.....70-72
D 6.....at Loyola (LA).....W.....67-66
D 8.....DePauw.....W.....92-69
D 11.....Northern Michigan.....W.....104-65
D 13.....Florida Tech.....W.....90-58
D 15.....Australia.....E.....90-78
D 18.....Pittsburgh.....W.....80-63
D 27.....Marshall #.....L.....83-85
D 28.....Georgetown #.....W.....82-62
J 3.....at Marquette.....L.....60-72
J 8.....Iowa.....W.....81-80
J 11.....at Michigan State.....L.....76-83
J 15.....at Indiana (OT).....W.....66-64
J 18.....Minnesota.....L.....59-65
F 5.....at Ohio State.....L.....69-79
F 12.....Indiana (OT).....L.....76-84
F 15.....at Purdue.....W.....84-65

F 19.....at Minnesota.....L.....73-76
F 22.....Purdue.....W.....66-60
F 26.....at Illinois.....L.....86-91
F 29.....Michigan State.....W.....101-74
M 4.....Northwestern.....L.....82-90
M 7.....at Michigan.....L.....70-93
M 11.....Illinois.....W.....97-84
# — Milwaukee Classic

### 1972-73

(11-13; Big Ten 5-9, 9th)

Coach: John Powless

N 25.....at UCLA.....L.....53-94
D 2.....SIU-Edwardsville.....W.....100-74
D 4.....at Oral Roberts.....L.....76-90
D 9.....South Dakota.....W.....87-63
D 19.....West Virginia.....W.....77-59
D 29.....Yale #.....W.....90-64
D 30.....at Marquette # (2OT).....L.....73-75
J 3.....at Pittsburgh.....W.....72-70
J 6.....Indiana.....L.....64-78
J 8.....at Illinois.....L.....74-76
J 13.....at Minnesota.....L.....54-78
J 20.....Michigan State.....W.....93-80
J 22.....at Purdue.....L.....59-66
J 27.....at Northwestern.....L.....73-74
J 29.....Minnesota.....L.....64-81
F 3.....Ohio State.....W.....84-76
F 6.....Marquette.....L.....58-64
F 10.....Illinois.....W.....99-88
F 17.....at Iowa.....L.....76-100
F 20.....at Ohio.....W.....82-68
F 24.....at Indiana.....L.....55-57
F 26.....Purdue.....W.....71-63
M 3.....Michigan.....W.....94-79
M 10.....at Michigan State (OT).....L.....78-79
# — Milwaukee Classic

### 1973-74

(16-8; Big Ten 8-6, 4th-tie)

Coach: John Powless

D 1.....Rollins.....W.....77-55
D 3.....California-Davis.....W.....97-53
D 8.....North Dakota State.....W.....88-60
D 15.....DePauw.....W.....92-51
D 19.....at West Virginia.....W.....69-62
D 22.....UW-Milwaukee.....W.....73-46
D 28.....So. Methodist #.....W.....74-73
D 29.....at Marquette # (OT).....L.....48-49
J 5.....Northwestern.....W.....87-53
J 9.....Ohio.....W.....69-68
J 12.....at Indiana.....L.....51-52
J 19.....Illinois.....W.....101-75
J 26.....Ohio State.....W.....69-64
J 28.....at Michigan.....L.....75-83
F 2.....at Minnesota (OT).....L.....63-64
F 5.....at Marquette.....L.....58-59
F 9.....Iowa.....W.....113-87
F 11.....Indiana.....L.....63-81
F 16.....at Purdue.....L.....80-107
F 23.....at Ohio State.....W.....68-56
F 25.....Michigan.....L.....74-79
M 2.....Michigan State.....W.....87-80
M 4.....at Iowa.....W.....74-58
M 9.....at Northwestern.....W.....77-62
# — Milwaukee Classic

### 1974-75

(8-18; Big Ten 5-13, 8th)

Coach: John Powless


N 30.....Ohio.....W.....71-62
D 4.....St. Mary's (CA).....L.....60-62
D 7.....Iowa State.....W.....86-84
D 18.....Stanford.....L.....67-89
D 21.....Brown.....W.....79-68
D 27.....Virginia #.....L.....78-86
D 28.....Georgia # (OT).....L.....89-91
J 2.....Minnesota.....L.....46-61
J 4.....at Northwestern.....L.....66-69
J 11.....at Purdue.....L.....49-88
J 13.....at Illinois.....L.....56-72
J 18.....Ohio State.....L.....67-69
J 20.....Indiana.....L.....69-89
J 25.....at Michigan State.....L.....87-105
J 27.....at Michigan (OT).....L.....73-75
F 1.....Iowa (OT).....W.....86-85
F 4.....Marquette.....L.....63-69
F 8.....Purdue.....L.....64-69
F 10.....Illinois.....W.....76-70
F 15.....at Ohio State.....L.....70-76
F 17.....at Indiana.....L.....58-93
F 22.....Michigan State.....W.....103-96
F 24.....Michigan.....W.....70-68
M 1.....at Iowa.....L.....68-75
M 3.....at Minnesota.....L.....58-65
M 8.....Northwestern.....W.....94-70
# — Milwaukee Classic

### 1975-76

(10-16; Big Ten 4-14, 9th)

Coach: John Powless

N 19.....Windsor (Canada).....E.....99-68
N 29.....DePauw.....W.....105-63
D 3.....North Dakota State.....W.....87-79
D 6.....Loyola (IL).....W.....88-73
D 8.....Northern Illinois.....W.....97-77
D 13.....Northern Michigan.....W.....92-59



Rashard Griffith helped lead the Badgers to the 1994 NCAA Tournament as a freshman. Griffith's 27-point performance in his first game as a Badger against Wright State on Nov. 27, 1993 still stands as a Wisconsin record for points in a freshman debut.



## YEAR-BY-YEAR RESULTS (CONT.)

D 16.....at Marquette.....L.....54-78
D 29.....Stanford #.....W.....70-64
D 30.....at Marquette #.....L.....66-82
J 3.....Michigan State.....W.....70-63
J 5.....Ohio State (OT).....W.....82-81
J 8.....Michigan.....L.....81-106
J 10.....at Purdue.....L.....72-87
J 12.....at Illinois.....L.....61-71
J 17.....Iowa.....L.....71-81
J 19.....Minnesota.....L.....84-96
J 24.....at Northwestern.....L.....60-62
J 31.....at Indiana.....L.....61-114
F 2.....at Michigan.....L.....86-107
F 7.....Purdue.....L.....74-85
F 9.....Illinois.....L.....59-70
F 14.....at Iowa.....L.....82-96
F 16.....at Minnesota.....L.....74-98
F 21.....Northwestern.....L.....77-90
F 26.....Indiana.....L.....67-96
M 1.....at Ohio State.....W.....91-79
M 6.....at Michigan State.....W.....86-82
# — Milwaukee Classic

### 1976-77

(11-16; Big Ten 7-11, 7th-tie)

Coach: Bill Cofield

N 27.....at Kentucky.....L.....64-72
D 2.....St. Mary's (CA).....W.....82-76
D 6.....DePaul.....W.....68-66
D 11.....at Stanford.....L.....66-70
D 13.....at Northern Illinois.....L.....57-81
D 15.....Loyola (IL).....W.....71-68
D 27.....Boston College #.....W.....74-66
D 28.....at Marquette #.....L.....57-64
J 6.....at Michigan State.....L.....61-84
J 8.....at Michigan.....L.....63-66
J 13.....Ohio State.....L.....58-60
J 15.....Indiana.....L.....64-79
J 20.....Northwestern.....W.....61-60
J 22.....at Minnesota %.....W.....64-82
J 24.....at Purdue.....L.....71-81
J 27.....Michigan.....L.....64-69
J 29.....Michigan State (3OT).....W.....87-83
F 3.....at Illinois.....L.....72-82
F 5.....at Iowa.....L.....73-90
F 10.....Purdue.....W.....76-74
F 12.....Illinois.....W.....62-50
F 19.....at Northwestern.....L.....88-98
F 21.....Marquette.....L.....58-73
F 24.....at Indiana.....W.....66-64
F 26.....at Ohio State (OT).....L.....80-82
M 3.....Minnesota %.....W.....61-64
M 5.....Iowa (2OT).....L.....93-94
# — Milwaukee Classic
% — Game later forfeited by Minnesota

### 1977-78

(8-19; Big Ten 4-14, 9th-tie)

Coach: Bill Cofield

D 1.....UW-Milwaukee.....W.....72-66
D 3.....Canisius.....W.....96-70
D 7.....at George Washington.....L.....74-77
D 9.....at Providence.....L.....62-73
D 12.....at Iowa State.....L.....73-82
D 14.....DePaul.....L.....62-85
D 29.....Loyola (LA).....W.....71-70
D 31.....Northern Illinois (OT).....W.....74-73
J 5.....at Ohio State.....L.....61-77
J 7.....at Michigan State.....L.....63-74
J 12.....Purdue.....L.....70-79
J 14.....Indiana.....W.....78-65

J 19.....at Michigan.....L.....64-83
J 21.....Minnesota.....L.....51-61
J 28.....Northwestern.....L.....85-93
J 30.....at Iowa.....L.....73-88
F 2.....at Illinois.....L.....71-74
F 4.....Iowa.....W.....82-72
F 9.....at Minnesota.....L.....55-64
F 11.....Illinois.....W.....80-73
F 14.....at Marquette.....L.....64-75
F 16.....Michigan.....L.....66-68
F 18.....at Northwestern.....W.....81-80
F 23.....at Indiana.....L.....54-58
F 25.....at Purdue.....L.....78-87
M 2.....Michigan State.....L.....75-89
M 4.....Ohio State.....L.....78-83

### 1978-79

(12-15; Big Ten 6-12, 8th-tie)

Coach: Bill Cofield

N 24.....UW-Milwaukee.....W.....74-55
N 28.....at St. John's (NY).....W.....73-68
D 1.....Long Island #.....W.....89-70
D 2.....St. Louis #.....W.....66-63
D 9.....Loyola (IL).....W.....79-74
D 16.....at DePaul.....L.....78-84
D 23.....Marquette.....W.....65-52
D 28.....at Louisville \$.....L.....53-70
D 29.....Oral Roberts \$.....L.....69-102
J 4.....at Michigan State.....L.....55-64
J 6.....at Ohio State.....L.....71-82
J 11.....Northwestern.....W.....95-82
J 13.....Michigan.....W.....77-66
J 18.....Illinois.....L.....74-81
J 20.....at Minnesota.....L.....72-82
J 25.....at Indiana.....L.....61-82
J 27.....at Purdue.....L.....60-73
F 1.....Iowa.....L.....64-70
F 3.....Purdue.....L.....48-54
F 8.....Minnesota.....L.....72-74
F 10.....at Iowa.....L.....65-79
F 15.....at Illinois.....L.....64-81
F 17.....Indiana (OT).....L.....62-68
F 22.....at Michigan.....W.....66-65
F 24.....at Northwestern.....W.....72-70
M 1.....Ohio State.....W.....76-73
M 3.....Michigan State.....W.....83-81
# — Wisconsin Invitational, Madison
\$ — Holiday Classic, Louisville, KY

### 1979-80

(15-14; Big Ten 7-11, 8th)

Coach: Bill Cofield

N 12.....Yugoslavia.....E.....70-93
N 30.....Oklahoma City #.....W.....99-92
D 1.....E. Tennessee State #.....W.....68-56
D 5.....at DePaul.....L.....77-90
D 8.....Alabama.....L.....62-66
D 12.....Eastern Michigan.....W.....69-57
D 15.....at Marquette.....W.....57-56
D 22.....Cleveland State.....W.....103-78
D 23.....Morgan State.....W.....94-42
D 27.....Nebraska \$ (OT).....L.....82-83
D 29.....Nevada \$.....W.....86-61
D 30.....Army \$.....W.....78-54
J 3.....Northwestern.....W.....75-66
J 5.....Indiana.....W.....52-50
J 10.....at Minnesota (OT).....L.....76-82
J 12.....at Iowa.....L.....65-66
J 17.....at Michigan State.....L.....61-62
J 19.....Illinois.....L.....64-69
J 24.....Purdue (OT).....L.....60-73

J 26.....at Ohio State.....W.....72-71
J 31.....Michigan (OT).....L.....69-73
F 2.....Ohio State.....W.....70-67
F 7.....at Illinois.....L.....50-67
F 9.....at Michigan.....L.....59-68
F 14.....Michigan State.....W.....80-66
F 16.....at Purdue.....L.....61-69
F 21.....Iowa.....W.....62-58
F 23.....Minnesota.....W.....70-55
F 28.....at Indiana.....L.....52-61
M 1.....at Northwestern.....L.....50-53
# — Wisconsin Invitational, Madison
\$ — Rainbow Classic, Honolulu

### 1980-81

(11-16; Big Ten 5-13, 9th)

Coach: Bill Cofield

N 13.....Team Fiat.....E.....77-70
D 1.....at Alabama.....L.....75-90
D 5.....Kentucky State #.....W.....77-65
D 6.....UW-Green Bay # (2OT).....W.....68-66
D 9.....Ball State.....W.....85-72
D 12.....Davidson \$.....L.....63-67
D 13.....at UNC-Charlotte \$.....W.....71-63
D 22.....Texas Southern.....W.....58-49
D 31.....Central Michigan.....W.....69-62
J 8.....at Minnesota.....L.....60-76
J 10.....at Northwestern.....L.....48-50
J 15.....Iowa.....L.....66-76
J 17.....Purdue.....L.....69-71
J 22.....Michigan State.....W.....63-62
J 24.....at Illinois.....W.....54-45
J 29.....at Ohio State.....L.....67-71
J 31.....Michigan.....L.....67-74
F 5.....at Indiana.....L.....64-89
F 7.....at Michigan.....L.....64-71
F 12.....Illinois.....L.....65-84
F 14.....Indiana.....L.....52-59
F 19.....at Michigan State.....L.....65-74
F 21.....Ohio State.....W.....77-63
F 26.....at Purdue.....L.....61-72
F 28.....at Iowa.....L.....75-96
M 5.....Northwestern.....W.....60-57
M 7.....Minnesota (OT).....W.....60-58
M 10.....Marquette.....L.....53-64
# — Wisconsin Invitational, Madison
\$ — First Union Classic, Charlotte, NC

### 1981-82

(6-21; Big Ten 3-15, 10th)

Coach: Bill Cofield

N 16.....China.....E.....88-81
D 4.....Illinois-Chicago #.....L.....66-74
D 5.....UW-Green Bay #.....W.....77-65
D 9.....at Central Michigan.....L.....68-71
D 12.....Ball State.....W.....71-70
D 21.....Northern Iowa.....W.....65-53
D 27.....Oregon \$.....L.....82-85
D 28.....Tennessee \$.....L.....67-79
D 29.....Iowa State \$.....L.....79-103
J 7.....at Michigan.....W.....65-63
J 9.....at Ohio State.....L.....59-67
J 14.....Northwestern.....L.....55-61
J 16.....Iowa.....L.....62-78
J 21.....Minnesota.....L.....57-78
J 23.....at Michigan State.....L.....58-68
J 28.....Indiana.....L.....56-62
J 30.....at Purdue.....L.....67-81
F 4.....at Illinois.....L.....54-88
F 6.....Purdue.....L.....46-55
F 11.....at Minnesota.....L.....60-71

## YEAR-BY-YEAR RESULTS (CONT.)

F 13.....Illinois.....L.....60-68
F 18.....at Indiana.....L.....57-88
F 20.....Michigan State.....W.....65-60
F 25.....at Iowa.....L.....55-79
F 27.....at Northwestern.....W.....61-60
M 4.....Ohio State.....L.....75-77
M 6.....Michigan.....L.....84-91
M 9.....at Marquette.....L.....64-94
# — Wisconsin Invitational, Madison
\$ — Far West Classic, Portland, OR

### 1982-83

(8-20; Big Ten 3-15, 10th)

*Coach: Steve Yoder*


N 11.....Windsor (Canada).....E.....94-58
N 27.....Washington State.....L.....64-66
N 29.....Toledo.....W.....79-71
D 1.....Northern Iowa.....W.....76-69
D 4.....Kansas State.....W.....64-52
D 8.....at Ball State.....L.....66-76
D 11.....Central Michigan.....W.....83-67
D 20.....at Northern Illinois #.....W.....58-55
D 28.....Georgetown \$.....L.....43-71
D 29.....at So. California \$.....L.....76-86
J 6.....Purdue.....L.....64-80
J 8.....Illinois.....L.....54-61
J 13.....at Michigan State.....L.....66-86
J 15.....at Michigan.....L.....57-62
J 20.....Northwestern.....W.....49-45
J 22.....Iowa.....W.....65-62
J 29.....Minnesota.....L.....58-65
F 3.....at Indiana.....L.....73-83
F 5.....at Ohio State.....L.....69-82
F 9.....Ohio State.....L.....65-68
F 12.....Indiana.....L.....56-75
F 17.....Marquette.....L.....62-68
F 19.....at Minnesota.....L.....71-78
F 24.....at Iowa.....L.....63-93
F 26.....at Northwestern %.....L.....57-64
M 2.....Michigan.....W.....82-70
M 5.....Michigan State.....L.....65-91
M 10.....at Illinois.....L.....64-71
M 12.....at Purdue.....L.....64-79
# — at Metro Centre, Rockford, IL
\$ — Winston Tire Classic, Los Angeles
% — at Alumni Hall (DePaul), Chicago

### 1983-84

(8-20; Big Ten 4-14, 10th)

*Coach: Steve Yoder*

N 9.....Yugoslavia.....E.....59-83
N 26.....Florida A&M.....W.....100-56
D 1.....at Northern Iowa.....L.....59-60
D 3.....Southern Illinois.....W.....78-72
D 5.....Nebraska (2OT).....L.....69-71
D 7.....Northern Illinois.....W.....90-68
D 10.....at Kansas State.....L.....64-71
D 20.....at Toledo.....L.....60-73
D 29.....Oklahoma State #.....L.....84-89
D 30.....Yale #.....W.....87-77
J 5.....at Purdue.....L.....65-84
J 7.....Illinois (OT).....L.....62-63
J 12.....Michigan State.....W.....81-74
J 14.....Michigan.....W.....71-64
J 19.....at Northwestern (OT).....W.....61-60
J 21.....at Iowa.....L.....62-75
J 25.....at Minnesota.....L.....62-75
F 2.....Ohio State.....L.....74-85
F 4.....Indiana.....L.....67-81
F 9.....at Indiana.....L.....64-74
F 11.....at Ohio State.....L.....65-71



F 15.....Minnesota.....L.....67-68
F 16.....at Marquette.....L.....59-74
F 23.....Iowa.....L.....55-63
F 26.....Northwestern.....W.....54-47
M 1.....at Michigan.....L.....75-84
M 3.....at Michigan State.....L.....59-78
M 6.....Purdue.....L.....48-61
M 10.....at Illinois.....L.....57-81
# — Merrill Lynch Classic, Dayton, OH

### 1984-85

(14-14; Big Ten 5-13, 9th)

*Coach: Steve Yoder*

N 21.....Yugoslavia (Zadar).....E.....76-67
N 25.....Morgan State.....W.....93-78
D 1.....Washington State.....W.....61-59
D 3.....Kentucky State.....W.....88-74
D 6.....South Dakota.....W.....96-56
D 8.....Central Michigan.....W.....74-63
D 12.....at Nebraska.....L.....51-53
D 14.....Dartmouth.....W.....90-70
D 22.....at Northern Illinois #.....W.....83-71
D 28.....Texas A&M \$.....W.....71-69
D 29.....at New Mexico \$.....W.....83-74
J 5.....at Northwestern.....W.....52-51
J 9.....at Ohio State.....L.....88-99
J 12.....at Indiana.....L.....68-90
J 17.....Illinois.....L.....67-78
J 19.....Purdue.....L.....68-72
J 24.....at Minnesota.....L.....62-72
J 26.....at Iowa.....L.....65-105
J 31.....Michigan State.....L.....68-77
F 2.....Michigan.....L.....81-94
F 7.....Indiana.....L.....54-58
F 9.....Ohio State.....W.....92-78
F 14.....at Purdue.....L.....52-67
F 16.....at Illinois.....L.....49-68
F 20.....Iowa.....W.....54-53
F 24.....Minnesota.....W.....65-61
F 28.....at Michigan.....L.....68-88
M 2.....at Michigan State.....L.....63-83
M 9.....Northwestern.....W.....61-53
# — at Metro Centre, Rockford, IL
\$ — Lobo Invitational, Albuquerque, NM

### 1985-86

(12-16; Big Ten 4-14, 9th)

*Coach: Steve Yoder*

N 6.....Czechoslovakia.....E.....103-83
N 22.....at South Carolina.....W.....68-65
N 27.....Cal. State-Los Angeles.....W.....104-88
N 30.....Marquette.....W.....75-74
D 2.....San Francisco State.....W.....90-61
D 5.....East Texas State.....W.....82-60
D 7.....Miami (FL).....W.....88-66
D 9.....at Washington State.....W.....74-68
D 12.....Northern Illinois.....W.....76-67
D 27.....Boston College #.....L.....72-74
D 28.....Princeton #.....L.....49-54
J 4.....Northwestern.....W.....57-52
J 9.....Ohio State.....L.....61-78
J 11.....Indiana.....L.....69-80
J 16.....at Illinois.....L.....54-73
J 19.....at Purdue.....L.....73-100
J 23.....Minnesota.....L.....65-67
J 25.....Iowa.....W.....69-63
J 30.....at Michigan State.....L.....81-83
F 1.....at Michigan.....L.....64-91
F 6.....at Indiana.....L.....69-78
F 8.....at Ohio State.....L.....71-73
F 13.....Purdue.....L.....78-80
F 15.....Illinois.....L.....74-82
F 20.....at Iowa.....L.....48-101
F 22.....at Minnesota.....W.....70-64
F 26.....Michigan.....L.....74-97
M 2.....Michigan State.....L.....71-84
M 9.....at Northwestern.....W.....70-68
# — Fiesta Bowl Classic, Tucson, AZ

### 1986-87

(14-17; Big Ten 4-14, 8th)

*Coach: Steve Yoder*

N 11.....Poland.....E.....72-74
N 28.....Nebraska-Omaha.....W.....86-47
N 29.....South Florida.....W.....65-51
D 1.....at Marquette.....L.....71-84
D 4.....South Carolina.....W.....47-45
D 6.....at Central Michigan.....L.....66-80
D 8.....at Miami (FL).....W.....65-54
D 10.....North Dakota State.....W.....81-76
D 11.....at Northern Illinois #.....W.....95-63
D 22.....Eastern Illinois.....W.....72-68
D 23.....Kentucky State.....W.....87-59
D 27.....at Hawaii \$.....W.....82-77
D 29.....California \$.....W.....66-63
D 30.....Pittsburgh \$.....L.....82-98
J 3.....at Minnesota.....L.....67-69
J 5.....at Iowa.....L.....63-78
J 8.....Illinois.....L.....66-68
J 10.....Purdue.....L.....48-57
J 15.....at Indiana.....L.....65-103
J 17.....at Ohio State.....L.....66-81
J 22.....Michigan State.....L.....78-81
J 24.....Michigan.....L.....78-84
J 31.....at Northwestern.....W.....62-57
F 5.....at Purdue.....L.....62-70
F 7.....at Illinois.....L.....74-99
F 12.....Ohio State.....L.....69-83
F 16.....Indiana (3OT).....L.....85-86
F 18.....at Michigan.....L.....64-77
F 21.....at Michigan State.....W.....65-63
M 1.....Northwestern.....W.....76-59
M 5.....Minnesota.....W.....69-52
M 8.....Iowa.....L.....71-81
# — at Metro Centre, Rockford, IL
\$ — Rainbow Classic, Honolulu



## YEAR-BY-YEAR RESULTS (CONT.)

### 1987-88

(12-16; Big Ten 6-12, 7th)

Coach: Steve Yoder

N 19.....	Brandon (Canada)	.....E	80-56
N 28.....	at South Florida	.....W	58-55
D 1.....	Northern Illinois %	.....W	87-77
D 3.....	at Eastern Illinois	.....L	52-59
D 5.....	Butler	.....W	92-80
D 8.....	at Southern Illinois	.....L	76-80
D 10.....	Marquette	.....W	66-55
D 12.....	Loyola (IL)	.....L	75-78
D 28.....	at UNLV #	.....L	65-102
D 29.....	Northern Iowa #	.....W	64-56
J 3.....	Washington State %	.....W	80-65
J 7.....	Michigan State (2OT)	.....W	78-72
J 9.....	Ohio State	.....W	64-63
J 14.....	at Indiana	.....L	53-55
J 16.....	Illinois	.....L	65-80
J 21.....	at Michigan	.....L	54-65
J 25.....	Iowa	.....L	89-104
J 30.....	Northwestern	.....W	80-59
F 3.....	at Purdue	.....L	62-86
F 8.....	at Minnesota	.....L	62-71
F 11.....	Michigan	.....L	67-80
F 13.....	at Ohio State	.....L	53-78
F 21.....	at Illinois	.....L	65-85
F 24.....	Indiana	.....L	74-84
F 28.....	Minnesota %	.....W	81-70
M 3.....	Purdue	.....L	56-84
M 5.....	at Northwestern	.....W	74-69
M 10.....	at Iowa	.....L	70-103
M 12.....	at Michigan State	.....W	71-69
#	— Rebel Classic, Las Vegas		
#	— Played at Dane County Coliseum		

### 1988-89

(18-12; Big Ten 8-10, 6th-tie)

Coach: Steve Yoder

#### NATIONAL INVITATION TOURNAMENT

N 16.....	Victoria All-Stars	.....E	84-62
N 26.....	Oregon	.....W	74-47
N 28.....	Ferris State	.....W	98-61
D 2.....	Maine #	.....W	89-72
D 3.....	at Marquette #	.....W	70-55
D 5.....	Eastern Illinois	.....W	52-44
D 7.....	at Loyola (IL)	.....L	76-90
D 10.....	at Butler	.....W	63-53
D 14.....	Denver	.....W	89-34
D 30.....	Eastern Michigan	.....W	84-69
J 4.....	Minnesota	.....W	75-67
J 7.....	at Ohio State	.....L	70-73
J 12.....	at Illinois	.....L	80-103
J 14.....	Purdue	.....L	62-68
J 19.....	Indiana (OT)	.....L	58-61
J 21.....	Michigan	.....W	71-68
J 26.....	at Iowa	.....L	70-78
J 28.....	at Northwestern	.....W	59-58
F 2.....	Michigan State (OT)	.....W	69-64
F 8.....	at Minnesota	.....L	58-59
F 11.....	Iowa	.....W	65-54
F 15.....	Northwestern	.....W	72-60
F 18.....	Illinois	.....W	72-52
F 22.....	Marquette	.....W	61-50
F 25.....	at Michigan	.....L	70-92
M 2.....	at Purdue	.....L	60-65
M 4.....	Ohio State	.....W	77-65
M 9.....	at Indiana	.....L	64-75
M 11.....	at Michigan State	.....L	61-70
M 15.....	New Orleans \$	.....W	63-61
M 20.....	St. Louis \$	.....L	68-73
#	— First Bank Classic, Milwaukee		
#	— NIT, Madison		

### 1989-90

(14-17; Big Ten 4-14, 8th-tie)

Coach: Steve Yoder

N 19.....	Brazil	.....E	86-74
N 24.....	Eastern Michigan #	.....L	52-71
N 25.....	Western Kentucky #	.....W	73-62
N 26.....	Bradley #	.....W	63-57
N 28.....	North Dakota State	.....W	81-55
D 1.....	Gonzaga \$	.....W	63-58
D 2.....	at Marquette \$ (OT)	.....W	63-58
D 4.....	at Washington State	.....L	52-55
D 7.....	Western Illinois	.....W	69-42
D 9.....	Butler	.....W	75-59
D 15.....	Rollins	.....W	68-46
D 28.....	Georgia %	.....L	64-65
D 29.....	Manhattan %	.....W	63-48
J 4.....	at Illinois	.....L	59-73
J 6.....	Michigan State	.....L	61-64
J 11.....	Iowa (OT)	.....W	73-69
J 13.....	at Ohio State	.....L	53-68
J 17.....	Purdue	.....L	54-56
J 22.....	Minnesota	.....W	77-75
J 25.....	Illinois	.....L	63-66
J 27.....	at Northwestern	.....L	85-87
F 1.....	at Indiana	.....L	61-85
F 3.....	Michigan	.....L	63-77
F 8.....	at Michigan State	.....L	57-60
F 10.....	at Iowa	.....W	80-71
F 15.....	Ohio State	.....L	58-68
F 17.....	at Purdue	.....L	55-62
F 19.....	Marquette	.....W	82-65
F 22.....	at Minnesota	.....L	67-68
M 1.....	Northwestern	.....W	65-50
M 3.....	Indiana	.....L	68-70
M 8.....	at Michigan	.....L	64-94
#	— San Juan Shootout, San Juan, PR		
\$	— First Bank Classic, Milwaukee		
#	— Tribune Classic, Tempe, AZ		

### 1990-91

(15-15; Big Ten 8-10, 7th)

Coach: Steve Yoder

#### NATIONAL INVITATION TOURNAMENT

N 8.....	Ukraine Nationals	.....E	91-74
N 18.....	Marathon Oil	.....E	94-77
N 24.....	at Oregon (OT)	.....W	72-70
N 29.....	San Francisco State	.....W	72-53
D 1.....	at So. Methodist	.....W	65-49
D 4.....	at Marquette	.....L	58-69
D 8.....	Southern Indiana	.....L	66-78
D 11.....	Nebraska	.....L	63-75
D 15.....	at Butler (2OT)	.....L	88-94
D 22.....	Texas-Arlington	.....W	105-74
D 31.....	Tennessee Tech	.....W	71-65
J 5.....	Portland	.....W	74-50
J 7.....	Minnesota	.....W	72-62
J 10.....	at Michigan State	.....L	50-65
J 12.....	at Ohio State	.....L	60-92
J 17.....	Iowa	.....W	91-79
J 19.....	Michigan (OT)	.....L	68-69
J 24.....	at Northwestern	.....W	74-57
J 26.....	Purdue	.....W	66-44
J 30.....	at Indiana	.....L	57-73
F 2.....	at Illinois	.....L	62-70
F 9.....	Michigan State (2OT)	.....W	84-78
F 14.....	Ohio State	.....L	71-73
F 16.....	at Iowa	.....W	56-55
F 21.....	at Michigan	.....L	62-65
F 24.....	Northwestern	.....W	79-76
F 28.....	at Purdue	.....L	62-69
M 2.....	Indiana	.....L	61-74

M 6.....	Illinois	.....W	85-77
M 9.....	at Minnesota	.....L	70-80
M 13.....	Bowling Green # (OT)	.....W	87-79
M 18.....	Stanford #	.....L	72-80
#	— NIT, Madison		

### 1991-92

(13-18; Big Ten 4-14, 9th)

Coach: Steve Yoder

N 7.....	Athletes in Action	.....E	103-95
N 17.....	Brazil Ripasa	.....E	64-62
N 23.....	Loyola (IL)	.....W	89-67
N 25.....	SE Missouri St. (OT)	.....W	82-71
N 30.....	at Portland	.....W	96-87
D 3.....	So. Methodist	.....L	64-66
D 5.....	C. Connecticut State	.....W	80-54
D 7.....	Coastal Carolina	.....W	91-57
D 11.....	at Nebraska	.....L	67-86
D 13.....	Sam Houston State	.....W	98-75
D 21.....	Howard	.....W	64-57
D 27.....	Washington State #	.....L	51-73
D 29.....	Navy #	.....W	93-58
D 30.....	Fresno State #	.....L	68-71
J 4.....	Marquette	.....W	81-63
J 8.....	Northwestern	.....W	69-67
J 11.....	Indiana	.....L	63-79
J 15.....	Minnesota	.....L	48-49
J 22.....	at Illinois	.....L	67-74
J 25.....	at Michigan	.....L	83-98
J 29.....	at Iowa	.....L	66-73
F 2.....	Purdue	.....W	79-69
F 5.....	at Ohio State	.....L	72-86
F 8.....	Michigan State	.....L	64-79
F 12.....	at Michigan State	.....L	61-76
F 15.....	Ohio State	.....L	63-67
F 20.....	Illinois	.....W	92-78
F 26.....	Michigan	.....W	96-78
F 29.....	at Purdue	.....L	51-61
M 4.....	at Minnesota	.....L	57-76
M 7.....	Iowa	.....L	65-70
M 12.....	at Indiana	.....L	41-66
M 14.....	at Northwestern	.....L	65-76
#	— at Rainbow Classic, Honolulu		

### 1992-93


(14-14; Big Ten 7-11, 8th-tie)

Coach: Stu Jackson

#### NATIONAL INVITATION TOURNAMENT

N 17.....	Russian Nationals	.....E	81-87
N 22.....	Marathon Oil	.....E	98-91
D 1.....	at Loyola (IL)	.....L	66-68
D 5.....	UW-Green Bay	.....W	70-65
D 8.....	Bethune-Cookman	.....W	75-50
D 12.....	UW-Milwaukee	.....L	72-77
D 14.....	Charleston Southern	.....W	101-72
D 23.....	Detroit Mercy	.....W	108-86
D 29.....	Alcorn State	.....W	110-81
D 31.....	Fairfield	.....W	76-55
J 2.....	at Marquette	.....W	77-67
J 9.....	Michigan	.....L	73-98
J 13.....	at Purdue	.....L	60-76
J 16.....	Minnesota	.....W	79-70
J 20.....	Ohio State	.....W	76-67
J 23.....	at Michigan State	.....W	67-66
J 27.....	at Illinois	.....L	72-80
J 30.....	at Penn State	.....W	75-68
F 3.....	Northwestern	.....W	101-87
F 10.....	at Michigan	.....L	66-85
F 13.....	Purdue (2OT)	.....L	87-90
F 18.....	at Minnesota	.....L	71-85
F 20.....	at Ohio State	.....L	70-80

YEAR-BY-YEAR RESULTS (CONT.)



The 1996-97 Badgers finished 18-10 and played in the NCAA Tournament for just the second time in 50 years. Pictured are (front, l to r): Strength coach Scott Hettenbach, David Burkemper, Sean Mason, Adam Shafer, Ty Calderwood, Coach Dick Bennett, Duany Duany, Mike Kosolcharoen, Mosezell Peterson, Hennssy Auriantal, Athletic Trainer Andy Winterstein. (Back, l to r): Equipment mgr. Cory Dobson, Mgr. Matt Saunders, Asst. Coach Shawn Hood, Asst. Coach Brian Hecker, Matt Quest, Sam Okey, Paul Grant, Sean Daugherty, Booker Coleman, Brian Vraney, Admin. Asst. Paul Costanzo, Asst. Coach Brad Soderberg, Mgr. Dave Petroff, Mgr. Adam Jackson.

F 24.....Michigan State.....W.....65-62
F 28.....Illinois.....W.....74-66
M 3.....Penn State.....L.....58-62
M 6.....at Northwestern.....L.....89-100
M 10.....at Iowa.....L.....65-91
M 14.....Indiana.....L.....80-87
M 17.....Rice #.....L.....73-77
# — NIT, Madison

1993-94

.....

(18-11; Big Ten 8-10, 7th)  
 Coach: Stu Jackson  
 NCAA TOURNAMENT

N 16.....Slovakia Under-22.....E.....99-20
N 21.....Marathon Basketball.....E.....106-84
N 27.....UW-Milwaukee.....W.....106-84
D 4.....at Loyola Marymount.....W.....103-67
D 8.....UW-Green Bay.....W.....64-50
D 11.....at Texas Tech.....W.....91-88
D 13.....Eastern Michigan.....W.....94-68
D 23.....Mississippi Valley State.....W.....115-79
D 27.....Stanford.....W.....80-73
D 29.....Grambling.....W.....103-83
J 2.....Marquette.....W.....71-52
J 6.....at Penn State.....W.....71-56
J 8.....Ohio State.....W.....69-55
J 12.....at Minnesota.....L.....53-90
J 15.....Purdue.....W.....75-69
J 19.....at Michigan State.....L.....60-70
J 25.....Illinois.....W.....66-56
J 29.....at Michigan.....L.....75-79
F 2.....Michigan State.....W.....87-62
F 5.....at Ohio State.....L.....57-73
F 9.....Penn State.....W.....77-64
F 12.....Minnesota.....L.....78-109
F 16.....at Purdue.....L.....64-67
F 19.....Northwestern.....L.....71-75
F 27.....at Illinois.....L.....65-76
M 2.....Michigan.....W.....71-58
M 5.....at Northwestern.....L.....54-66
M 9.....Iowa.....W.....95-71
M 12.....at Indiana.....L.....65-78
M 17.....Cincinnati @.....W.....80-72
M 19.....Missouri @.....L.....96-109
@ — NCAA West Regional, Ogden, Utah

1994-95

.....

(13-14; Big Ten 7-11, 9th)  
 Coach: Stan Van Gundy

N 8.....Croatia Nationals.....E.....81-62
N 20.....Marathon Oil.....E.....91-73
N 26.....Wright State.....W.....86-63
N 30.....UW-Green Bay.....W.....61-57
D 3.....Texas Tech.....W.....70-65
D 6.....Valparaiso.....W.....69-51
D 10.....at Eastern Michigan.....L.....76-92
D 14.....UW-Milwaukee.....W.....90-64
D 23.....Loyola-Marymount.....W.....75-60
D 27.....at Stanford.....L.....78-95
D 31.....at Marquette.....L.....65-80
J 4.....Michigan State.....L.....64-78
J 7.....at Indiana.....L.....70-73
J 11.....at Ohio State.....W.....81-59
J 14.....Minnesota.....W.....74-67
J 21.....at Iowa.....L.....84-96
J 26.....Penn State.....L.....67-78
J 28.....Northwestern.....W.....97-73
F 1.....at Michigan.....L.....58-62
F 4.....Illinois.....W.....73-60
F 11.....Michigan.....W.....70-65
F 15.....at Northwestern.....W.....70-56
F 18.....at Penn State.....L.....67-74
F 22.....Iowa.....L.....77-84
F 26.....at Purdue.....L.....56-66
F 28.....at Minnesota.....L.....70-78
M 4.....Ohio State.....W.....80-69
M 8.....Indiana.....L.....70-72
M 11.....at Michigan State.....L.....72-97

1995-96

.....

(17-15; Big Ten 8-10, 8th)  
 Coach: Dick Bennett  
 NATIONAL INVITATION TOURNAMENT

N 7.....Georgia Select.....E.....79-33
N 15.....Marathon Basketball.....E.....84-68
N 20.....Villanova #.....L.....58-66
N 21.....UCLA #.....L.....57-68
N 22.....Chaminade #.....W.....104-66
N 28.....Northeastern Illinois.....W.....89-55

D 2.....Temple (OT).....W.....57-54
D 5.....at Wright State.....W.....94-91
D 9.....St. Bonaventure.....L.....62-76
D 11.....at Providence.....L.....57-58
D 14.....Valparaiso.....W.....90-73
D 23.....UW-Milwaukee.....W.....94-63
D 28.....Eastern Illinois.....W.....105-70
D 31.....Marquette.....W.....55-46
J 3.....Michigan.....W.....51-46
J 7.....at Penn State.....L.....50-79
J 10.....at Indiana.....L.....55-81
J 13.....Iowa.....W.....80-71
J 17.....Michigan State.....W.....61-48
J 20.....at Northwestern.....L.....52-62
J 24.....Minnesota (OT).....W.....73-65
J 31.....at Ohio State.....L.....55-63
F 3.....at Illinois.....W.....57-56
F 7.....Purdue.....L.....42-75
F 10.....Ohio State.....W.....62-56
F 17.....at Minnesota.....L.....66-70
F 21.....Northwestern.....L.....71-82
F 24.....at Michigan State.....W.....73-52
F 28.....at Iowa.....L.....54-69
M 2.....Indiana.....L.....68-76
M 6.....Penn State.....W.....54-52
M 9.....at Michigan.....L.....51-65
M 13.....Manhattan %.....W.....55-42
M 18.....Illinois State %.....L.....62-77
# — Maui Invitational
% — NIT, Madison

1996-97

.....

(18-10; Big Ten 11-7, 14th)  
 Coach: Dick Bennett  
 NCAA TOURNAMENT

N 8.....Athletes in Action.....E.....75-63
N 13.....Australian Selects.....E.....78-65
N 23.....Memphis #.....W.....49-46
N 30.....UNC-Wilmington.....W.....68-35
D 4.....at Temple (OT).....W.....64-57
D 7.....Brown.....W.....52-30
D 10.....UW-Milwaukee.....W.....61-41
D 14.....at St. Bonaventure.....W.....77-68
D 23.....Providence.....L.....57-59
D 26.....Ball State.....W.....74-59
D 31.....at Marquette.....L.....52-59
J 2.....at Minnesota.....L.....48-65
J 4.....Indiana.....W.....71-58
J 9.....Michigan State.....L.....50-58
J 11.....at Iowa.....L.....53-78
J 18.....Penn State.....W.....64-45
J 22.....at Purdue.....L.....52-60
J 25.....at Illinois.....W.....73-56
J 29.....Northwestern.....W.....65-53
F 1.....at Ohio State.....L.....42-60
F 6.....Michigan.....W.....58-53
F 8.....at Northwestern.....W.....56-44
F 12.....Illinois.....W.....62-45
F 15.....Purdue.....W.....69-52
F 19.....at Penn State.....W.....49-45
F 26.....Iowa.....W.....49-48
M 1.....at Michigan State.....L.....49-68
M 5.....at Indiana.....L.....66-70
M 8.....Minnesota.....W.....66-65
M 14.....Texas @.....L.....58-71
# — at Ottawa, Ont.
@ — NCAA East Regional, Pittsburgh, Pa.



# SERIES SCORES

## Ball State

UW LEADS: 5-1  
At Madison: 5-0  
At Muncie: 0-1

1937	H	W	38-33
1970	H	W	88-74
1981	H	W	85-72
1982	H	W	71-70
1983	A	L	66-76
1997	H	W	74-59

## Butler

UW LEADS: 17-12  
At Madison: 13-6  
At Indianapolis: 4-6

1922	H	L	20-26
1923	H	L	13-20
1924	H	W	25-23
1925	H	L	16-22
1926	H	W	31-24
1928	H	W	25-18
1932	H	W	28-17
1934	H	W	37-27
1936	H	W	28-24
1937	A	L	23-43
1939	A	L	21-24
1940	H	L	46-50
1941	H	W	59-55
1947	A	W	60-52
1948	H	W	61-53
1951	H	W	60-35
1952	A	W	62-60
1954	H	W	70-54
1955	A	W	57-53
1956	H	L	63-67
1957	A	L	50-54
1958	H	W	59-58
1959	A	L	55-69
1960	H	L	82-88
1961	A	L	58-73
1988	H	W	92-80
1989	A	W	63-53
1990	H	W	75-59
1991	A	L++	88-94

++ - overtime period

## Fresno State

UW TRAILS: 0-1  
At Honolulu: 0-1

1992	N	L	68-71
------	---	---	-------

## Illinois

UW TRAILS: 62-94  
At Madison: 45-35  
At Champaign: 17-59

1906	A	W	36-32
1906	H	W (F)	1-0
1907	A	W	22-16
1907	H	W	47-13
1908	A	W	28-20
1908	H	W	27-14
1909	A	L	19-28
1909	H	W	20-10
1910	H	W	28-16
1910	A	L	14-34
1911	H	W	20-17
1911	A	L	18-21
1912	H	W	27-10
1912	A	W	23-15
1913	A	W	16-15
1913	H	W	18-13
1914	A	W	26-25
1914	H	W	29-16
1915	A	L	19-39
1915	H	L	17-19
1916	A	L	20-27
1916	H	W	34-14
1917	H	W	25-14
1917	A	L	17-20
1918	A	W	22-21
1918	H	W	23-15
1919	H	L	15-25
1919	A	L	14-16
1920	A	L	20-43
1920	H	W	33-29
1921	H	W	23-18
1921	A	L	9-17
1922	H	W	25-23
1922	A	L	35-37
1924	H	W	13-12
1924	A	L	20-31
1925	A	L	25-35
1925	H	W	24-9
1927	A	L	28-32
1927	H	W	39-13
1928	H	L	33-34
1928	A	W	32-22
1930	H	W	14-9
1930	H	W	23-17
1931	A	W	12-9
1931	H	W	30-20
1933	A	L	25-38
1933	H	L	15-29
1934	A	L	17-20
1934	H	W	28-22
1936	H	L	27-29
1936	A	L	20-36
1937	H	L	28-31
1937	A	L	31-48
1939	H	L	34-37
1940	A	L	35-37
1941	H	W	46-30
1942	H	L	40-55
1942	A	L	43-45

## HOUSE OF HORRORS

It's not often that Badger opponents have left Madison with wins in recent seasons, but the UW Field House has been especially tough on four '97-98 foes in particular. Marquette has lost seven straight at Wisconsin. Illinois has dropped six in a row. Michigan and Ohio State have each lost four consecutive games in Madison.

1943	H	L	40-52
1943	A	L	26-50
1944	H	L+	43-45
1944	A	W	43-38
1946	H	L	31-56
1946	A	L	53-72
1947	H	W	53-47
1947	A	L	37-63
1948	H	W	52-47
1948	A	L	36-57
1949	A	L	50-62
1949	H	L	54-61
1950	H	W	59-50
1950	A	L	58-76
1951	H	L+	69-71
1951	A	L	52-63
1952	A	L	49-53
1952	H	W	58-48
1953	A	L	61-71
1953	H	L	61-65
1954	H	L+	64-70
1954	A	L	64-66
1955	A	W	79-64
1955	H	L	71-99
1956	A	L	77-96
1957	H	L	63-79
1958	H	L	59-64
1958	A	W	71-70
1959	H	L	51-77
1959	A	L	54-93
1960	H	W	75-63
1961	A	L	73-77
1962	A	W	85-81
1962	H	W	103-101
1963	H	W	84-77
1963	A	L	77-89
1964	A	L	73-97
1964	H	L	56-70
1966	H	L	70-90
1966	A	L	64-80
1967	A	L	74-87
1967	H	W	102-92
1968	H	L	60-68
1969	A	L	73-86
1970	H	L	69-74
1970	A	W	66-65
1971	A	L	82-84

1971	H	W	88-84
1972	A	L	86-91
1972	H	W	97-84
1973	A	L	74-76
1973	H	W	99-88
1974	H	W	101-75
1975	A	L	56-72
1975	H	W	76-70
1976	A	L	61-71
1976	H	L	59-70
1977	A	L	72-82
1977	H	W	62-50
1978	A	L	71-74
1978	H	W	80-73
1979	H	L	74-81
1979	A	L	64-81
1980	H	L	64-69
1980	A	L	50-67
1981	A	W	54-45
1981	H	L	65-84
1982	A	L	54-88
1982	H	L	60-68
1983	H	L	54-61
1983	A	L	64-71
1984	H	L+	62-63
1984	A	L	57-81
1985	H	L	67-78
1985	A	L	49-68
1986	A	L	54-73
1986	H	L	74-82
1987	H	L	66-68
1987	A	L	74-99
1988	H	L	65-80
1988	A	L	65-85
1989	A	L	80-103
1989	H	W	72-52
1990	A	L	59-73
1990	H	L	63-66
1991	A	L	62-70
1991	H	W	85-77
1992	A	L	67-74
1992	H	W	92-78
1993	A	L	72-80
1993	H	W	74-66
1994	H	W	66-56
1994	A	L	65-76
1995	H	W	73-60
1996	A	W	57-56
1997	A	W	73-56
1997	H	W	62-45

+ - overtime period  
(F) - forfeit

## Illinois State

UW TRAILS: 0-1  
At Madison: 0-1

1996	H	L	62-77
------	---	---	-------

SERIES SCORES (CONT.)

Indiana

UW TRAILS: 47-86  
At Madison: 27-39  
Bloomington: 20-47

1910	.....H	.....L	.....11-13
1910	.....A	.....W	.....33-8
1911	.....H	.....W	.....51-9
1911	.....A	.....L	.....18-21
1912	.....H	.....W	.....51-10
1912	.....A	.....W	.....32-21
1913	.....A	.....W	.....30-19
1913	.....H	.....W	.....48-10
1914	.....A	.....W	.....57-15
1914	.....H	.....W	.....46-24
1915	.....A	.....W	.....39-18
1915	.....H	.....W	.....47-15
1917	.....H	.....W	.....29-14
1917	.....A	.....W	.....18-16
1919	.....H	.....W	.....29-16
1919	.....A	.....L	.....12-22
1923	.....A	.....W	.....17-10
1923	.....H	.....W	.....35-17
1924	.....A	.....W	.....23-21
1924	.....H	.....W	.....28-27
1926	.....H	.....W	.....33-31
1926	.....A	.....L	.....20-35
1927	.....H	.....L	.....23-28
1927	.....A	.....L	.....23-31
1929	.....H	.....W	.....24-20
1929	.....A	.....W	.....27-25
1930	.....A	.....W +	.....23-21
1930	.....H	.....W	.....34-23
1932	.....A	.....L	.....21-33
1932	.....H	.....W	.....35-26
1933	.....A	.....W +	.....38-37
1933	.....H	.....L +	.....28-29
1935	.....A	.....W	.....30-23
1935	.....H	.....W +	.....37-27
1936	.....H	.....L	.....24-26
1936	.....A	.....L	.....21-54
1938	.....A	.....L	.....44-47
1938	.....H	.....W	.....34-32
1939	.....A	.....L	.....19-43
1940	.....H	.....L	.....34-40
1941	.....A	.....W	.....38-30
1942	.....A	.....L	.....34-38
1942	.....H	.....W	.....42-36
1943	.....H	.....L	.....44-51
1943	.....H	.....W	.....57-53
1944	.....A	.....W	.....62-43
1944	.....A	.....W	.....52-31
1947	.....H	.....W	.....70-49
1948	.....A	.....W	.....58-54
1949	.....H	.....W	.....58-48
1950	.....A	.....L	.....59-61
1951	.....A	.....L	.....58-68
1952	.....H	.....L	.....48-63
1953	.....A	.....L	.....48-66
1953	.....H	.....L	.....70-72
1954	.....A	.....L	.....67-70
1954	.....H	.....L	.....74-90
1955	.....H	.....W	.....77-66
1955	.....A	.....L	.....58-65
1956	.....H	.....L	.....71-75
1956	.....A	.....W	.....69-67
1957	.....A	.....L	.....68-79
1957	.....H	.....L	.....74-85

1958	.....H	.....L	.....87-93
1959	.....A	.....L	.....71-97
1960	.....H	.....L	.....85-97
1960	.....A	.....L	.....71-91
1961	.....H	.....L	.....84-98
1961	.....A	.....L	.....69-80
1962	.....A	.....W	.....105-94
1963	.....H	.....W	.....102-96
1964	.....H	.....L ++	.....80-82
1964	.....A	.....L	.....82-108
1965	.....A	.....L	.....87-100
1965	.....H	.....L	.....73-92
1966	.....H	.....W	.....79-78
1967	.....A	.....L	.....81-93
1968	.....H	.....W	.....95-83
1968	.....A	.....L	.....85-93
1969	.....H	.....L	.....63-65
1969	.....A	.....L	.....84-101
1970	.....A	.....L	.....77-89
1971	.....H	.....W ++	.....94-87
1972	.....A	.....W +	.....66-64
1972	.....H	.....L +	.....76-84
1973	.....H	.....L	.....64-78
1973	.....A	.....L	.....55-57
1974	.....A	.....L	.....51-52
1974	.....H	.....L	.....63-81
1975	.....H	.....L	.....69-89
1975	.....A	.....L	.....58-93
1976	.....A	.....L	.....61-114
1976	.....H	.....L	.....67-96
1977	.....H	.....L	.....64-79
1977	.....A	.....W	.....66-64
1978	.....H	.....W	.....78-65
1978	.....A	.....L	.....54-58
1979	.....A	.....L	.....61-82
1979	.....H	.....L +	.....62-68
1980	.....H	.....W	.....52-50
1980	.....A	.....L	.....52-61
1981	.....A	.....L	.....64-89
1981	.....H	.....L	.....52-59
1982	.....H	.....L	.....56-62
1982	.....A	.....L	.....57-88
1983	.....A	.....L	.....73-83
1983	.....H	.....L	.....56-75
1984	.....H	.....L	.....67-81
1984	.....A	.....L	.....64-74
1985	.....A	.....L	.....68-90
1985	.....H	.....L	.....54-58
1986	.....H	.....L	.....69-80
1986	.....A	.....L	.....69-78

1987	.....A	.....L	.....65-103
1987	.....H	.....L +++	.....85-86
1988	.....A	.....L	.....53-55
1988	.....H	.....L	.....74-84
1989	.....H	.....L +	.....58-61
1989	.....A	.....L	.....64-75
1990	.....A	.....L	.....61-85
1990	.....H	.....L	.....68-70
1991	.....A	.....L	.....57-73
1991	.....H	.....L	.....61-74
1992	.....H	.....L	.....63-79
1992	.....A	.....L	.....41-66
1993	.....H	.....L	.....80-87
1994	.....A	.....L	.....65-78
1995	.....A	.....L	.....70-73
1995	.....H	.....L	.....70-72
1996	.....A	.....L	.....55-81
1996	.....H	.....L	.....68-76
1997	.....H	.....W	.....71-58
1997	.....A	.....L	.....66-70


+ - overtime period

Iowa

UW TRAILS: 58-70  
At Madison: 40-27  
At Iowa City: 18-43

1909	.....H	.....W	.....30-9
1912	.....A	.....W	.....38-12
1912	.....H	.....W	.....30-5
1916	.....A	.....W +	.....36-31
1916	.....H	.....W	.....38-19
1918	.....A	.....W	.....36-22
1918	.....A	.....W	.....34-19
1919	.....H	.....W	.....29-18
1919	.....A	.....L	.....27-29
1920	.....A	.....W	.....35-18
1920	.....H	.....L	.....20-21
1922	.....A	.....W	.....18-15
1922	.....H	.....L	.....18-24
1924	.....A	.....L	.....19-22
1924	.....H	.....W	.....36-26
1925	.....H	.....W	.....16-15
1925	.....A	.....W	.....25-23
1927	.....H	.....W	.....24-21
1927	.....A	.....L	.....17-26

1928	.....H	.....W	.....31-21
1928	.....H	.....W	.....20-17
1931	.....H	.....W	.....24-13
1931	.....H	.....L	.....17-19
1933	.....H	.....W	.....21-19
1933	.....A	.....L	.....25-31
1934	.....A	.....L	.....26-32
1934	.....H	.....W	.....35-32
1936	.....H	.....W	.....27-21
1936	.....A	.....L	.....25-32
1937	.....H	.....W	.....29-23
1937	.....A	.....L	.....35-43
1939	.....H	.....W	.....28-24
1940	.....A	.....L	.....35-37
1941	.....H	.....W	.....49-35
1942	.....A	.....L	.....45-49
1942	.....H	.....W	.....62-45
1945	.....A	.....L	.....53-54
1945	.....H	.....L	.....38-68
1946	.....A	.....L	.....50-57
1946	.....H	.....L	.....39-44
1947	.....A	.....W	.....63-62
1947	.....H	.....W	.....60-53
1948	.....H	.....W	.....60-51
1948	.....A	.....L	.....40-62
1949	.....A	.....L	.....60-61
1949	.....H	.....W	.....70-47
1950	.....A	.....W +	.....66-62
1950	.....H	.....W	.....53-44
1951	.....H	.....L	.....60-73
1952	.....A	.....W	.....78-75
1953	.....H	.....W	.....75-70
1953	.....A	.....L	.....66-83
1954	.....A	.....L	.....54-71
1955	.....H	.....L	.....69-86
1956	.....H	.....L	.....74-78
1956	.....A	.....L	.....66-80
1957	.....H	.....L	.....47-70
1957	.....A	.....W	.....60-59
1958	.....A	.....L	.....61-74
1959	.....H	.....L	.....84-94
1960	.....H	.....L	.....64-71
1960	.....A	.....W	.....63-58
1961	.....H	.....L	.....68-76
1961	.....A	.....L	.....61-63
1962	.....H	.....W	.....91-79
1962	.....A	.....L	.....64-81
1963	.....A	.....L	.....56-65
1963	.....H	.....W	.....75-69
1964	.....H	.....W	.....79-61
1965	.....A	.....L	.....62-92
1966	.....H	.....W	.....69-68
1966	.....A	.....L	.....70-80
1967	.....A	.....W +++	.....96-95
1967	.....H	.....L +	.....87-90
1968	.....A	.....L	.....61-69
1969	.....H	.....W	.....84-74
1970	.....H	.....L	.....74-92
1970	.....A	.....L	.....100-119
1971	.....H	.....L	.....91-93
1971	.....A	.....W	.....89-83
1972	.....H	.....W	.....81-80
1973	.....A	.....L	.....76-100
1974	.....H	.....W	.....113-87
1974	.....A	.....W	.....74-58
1975	.....H	.....W +	.....86-85
1975	.....A	.....L	.....68-75
1976	.....H	.....L	.....71-81
1976	.....A	.....L	.....82-96
1977	.....A	.....L	.....73-90





## SERIES SCORES (CONT.)


1977	.....H	.....L ++	...93-94
1978	.....A	.....L	.....73-88
1978	.....H	.....W	.....82-72
1979	.....H	.....L	.....64-70
1979	.....A	.....L	.....65-79
1980	.....A	.....L	.....65-66
1980	.....H	.....W	.....62-58
1981	.....H	.....L	.....66-76
1981	.....A	.....L	.....75-96
1982	.....H	.....L	.....62-78
1982	.....A	.....L	.....55-79
1983	.....H	.....W	.....65-62
1983	.....A	.....L	.....63-93
1984	.....A	.....L	.....62-75
1984	.....H	.....L	.....55-63
1985	.....A	.....L	.....65-105
1985	.....H	.....W	.....54-53
1986	.....H	.....W	.....69-63
1986	.....A	.....L	.....48-101
1987	.....A	.....L	.....63-78
1987	.....H	.....L	.....71-81
1988	.....H	.....L	.....89-104
1988	.....A	.....L	.....70-103
1989	.....A	.....L	.....70-78
1989	.....H	.....W	.....65-54
1990	.....H	.....W +	...73-69
1990	.....A	.....W	.....80-71
1991	.....H	.....W	.....91-79
1991	.....A	.....W	.....56-55
1992	.....A	.....L	.....66-73
1992	.....H	.....L	.....65-70
1993	.....A	.....L	.....65-91
1994	.....H	.....W	.....95-71
1995	.....A	.....L	.....84-96
1995	.....H	.....L	.....77-84
1996	.....H	.....W	.....80-71
1996	.....A	.....L	.....54-69
1997	.....A	.....L	.....53-78
1997	.....H	.....W	.....49-48

+ - overtime period

### Marquette

.....  
**UW LEADS:** 55-48  
**At Madison:** 32-13  
**At Milwaukee:** 23-35

1918	.....H	.....W	.....15-14
1921	.....A	.....W	.....23-18
1923	.....H	.....L	.....8-9
1924	.....A	.....W	.....27-7
1926	.....A	.....W	.....42-26
1927	.....A	.....W	.....29-26
1930	.....H	.....W	.....29-15
1930	.....A	.....W	.....29-22
1931	.....A	.....L	.....14-16
1932	.....A	.....L	.....23-26
1932	.....H	.....W	.....18-16
1933	.....H	.....L	.....16-18
1933	.....A	.....L	.....16-22
1934	.....H	.....W	.....32-30
1934	.....A	.....L	.....26-28
1935	.....H	.....W	.....29-20
1935	.....A	.....L	.....25-33
1936	.....H	.....W	.....35-22
1936	.....A	.....W	.....46-21
1937	.....H	.....W	.....29-21



David Slička

1937	.....A	.....W	.....35-29
1938	.....H	.....L	.....21-32
1938	.....A	.....L	.....32-38
1939	.....H	.....W	.....27-26
1939	.....A	.....L	.....27-46
1940	.....H	.....W	.....46-39
1940	.....A	.....L	.....28-41
1941	.....H	.....W	.....38-32
1941	.....A	.....L	.....21-40
1942	.....H	.....W	.....35-34
1942	.....A	.....W	.....36-25
1943	.....H	.....W	.....45-36
1943	.....A	.....W	.....50-38
1944	.....H	.....L	.....43-51
1944	.....A	.....W	.....40-37
1945	.....H	.....W	.....45-40
1945	.....A	.....W	.....46-39
1946	.....H	.....W	.....42-32
1946	.....A	.....L	.....41-62
1947	.....H	.....W	.....65-51
1947	.....A	.....L	.....47-55
1948	.....H	.....W	.....57-50
1948	.....A	.....W	.....67-60
1949	.....H	.....W +	...67-63

1949	.....A	.....W	.....60-34
1950	.....H	.....W	.....63-48
1950	.....A	.....W	.....62-45
1951	.....H	.....W	.....49-42
1951	.....A	.....L	.....58-61
1952	.....H	.....W	.....48-46
1952	.....A	.....L	.....47-51
1953	.....H	.....W	.....76-55
1954	.....A	.....W	.....64-56
1959	.....H	.....L	.....47-76
1960	.....A	.....L	.....66-84
1961	.....H	.....W	.....55-51
1962	.....A	.....L	.....75-92
1963	.....H	.....W	.....76-58
1963	.....A	.....W	.....70-56
1964	.....A	.....W	.....72-68
1965	.....A	.....L	.....61-62
1965	.....H	.....L	.....58-59
1966	.....A	.....W	.....73-72
1967	.....H	.....L	.....60-66
1968	.....A	.....W	.....70-62
1968	.....A	.....L	.....56-71
1969	.....A	.....L	.....56-59
1969	.....H	.....W	.....56-50

1970	.....A	.....L	.....43-64
1970	.....A	.....L	.....51-60
1971	.....A	.....L	.....69-72
1971	.....H	.....L	.....75-89
1972	.....A	.....L	.....60-72
1973	.....A	.....L ++	...73-75
1973	.....H	.....L	.....58-64
1974	.....A	.....L +	...48-49
1974	.....A	.....L	.....58-59
1975	.....H	.....L	.....63-69
1976	.....A	.....L	.....54-78
1976	.....A	.....L	.....66-82
1977	.....A	.....L	.....57-64
1977	.....H	.....L	.....58-73
1978	.....A	.....L	.....64-75
1979	.....H	.....W	.....65-52
1980	.....A	.....W	.....57-56
1981	.....H	.....L	.....53-64
1982	.....A	.....L	.....64-94
1983	.....H	.....L	.....62-68
1984	.....A	.....L	.....59-74
1986	.....H	.....W	.....75-74
1987	.....A	.....L	.....71-84
1988	.....H	.....W	.....66-55
1989	.....A	.....W	.....70-55
1989	.....H	.....W	.....61-50
1990	.....A	.....W +	...63-58
1990	.....H	.....W	.....82-65
1991	.....A	.....L	.....58-69
1992	.....H	.....W	.....81-63
1993	.....A	.....W	.....77-67
1994	.....H	.....W	.....71-52
1995	.....A	.....L	.....65-80
1996	.....H	.....W	.....55-46
1997	.....A	.....L	.....52-59

+ - overtime period

### Michigan

.....  
**UW TRAILS:** 50-78  
**At Madison:** 35-30  
**At Ann Arbor:** 14-47  
**Neutral Sites:** 1-1

1920	.....H	.....W	.....40-13
1920	.....A	.....L	.....20-23
1921	.....H	.....W	.....27-24
1921	.....A	.....W	.....25-17
1922	.....H	.....W +	...18-16
1922	.....A	.....L	.....17-18
1923	.....A	.....W	.....18-15
1923	.....H	.....W	.....16-11
1925	.....A	.....L	.....12-14
1925	.....H	.....L	.....16-27
1926	.....A	.....L	.....13-22
1926	.....H	.....L +	...23-24
1928	.....H	.....W	.....26-22
1928	.....A	.....L	.....19-42
1929	.....H	.....L	.....23-31
1929	.....A	.....L	.....22-37
1931	.....A	.....L	.....17-23
1931	.....H	.....L	.....15-26
1932	.....H	.....L	.....18-24
1932	.....A	.....L	.....13-33
1934	.....H	.....W	.....34-23
1934	.....A	.....W	.....32-26
1935	.....A	.....W	.....34-20

## SERIES SCORES (CONT.)

1935	.....H	.....W	.....33-19
1937	.....A	.....L	.....31-43
1937	.....H	.....L	.....27-41
1938	.....A	.....W	.....39-30
1938	.....A	.....L	.....29-58
1939	.....A	.....W	.....42-39
1940	.....H	.....L	.....39-44
1941	.....A	.....W	.....40-30

1962	.....H	.....L	.....74-81
1962	.....A	.....L	.....65-84
1963	.....A	.....W	.....81-78
1963	.....H	.....L	.....80-82
1964	.....H	.....L	.....59-103
1965	.....A	.....L	.....75-98
1966	.....H	.....L	.....67-69
1966	.....A	.....L	.....102-120

1984	.....H	.....W	.....71-64
1984	.....A	.....L	.....75-84
1985	.....H	.....L	.....81-94
1985	.....A	.....L	.....68-88
1986	.....A	.....L	.....64-91
1986	.....H	.....L	.....74-97
1987	.....H	.....L	.....78-84
1987	.....A	.....L	.....64-77
1988	.....A	.....L	.....54-65
1988	.....H	.....L	.....67-80
1989	.....H	.....W	.....71-68
1989	.....A	.....L	.....70-92
1990	.....H	.....L	.....63-77
1990	.....A	.....L	.....64-94
1991	.....H	.....L +	.....68-69
1991	.....A	.....L	.....62-65
1992	.....A	.....L	.....83-98
1992	.....H	.....W	.....96-78
1993	.....H	.....L	.....73-98
1993	.....A	.....L	.....66-85
1994	.....A	.....L	.....75-79
1994	.....H	.....W	.....71-58
1995	.....A	.....L	.....58-62
1995	.....H	.....W	.....70-65
1996	.....H	.....W	.....51-46
1996	.....A	.....L	.....51-65
1997	.....H	.....W	.....58-53

1961	.....A	.....W	.....74-71
1962	.....A	.....W	.....83-78
1962	.....H	.....W	.....77-72
1963	.....H	.....L	.....68-75
1963	.....A	.....W +	.....92-89
1964	.....A	.....L	.....90-106
1965	.....H	.....W	.....99-89
1966	.....A	.....L	.....65-79
1966	.....H	.....W	.....78-77
1967	.....A	.....L	.....61-68
1967	.....H	.....W	.....68-64
1968	.....H	.....W	.....70-68
1968	.....A	.....L	.....77-87
1969	.....A	.....L	.....67-77
1969	.....H	.....W	.....76-64
1970	.....H	.....W	.....89-79
1971	.....A	.....L	.....78-97
1972	.....A	.....L	.....76-83
1972	.....H	.....W	.....101-74
1973	.....H	.....W	.....93-80
1973	.....A	.....L +	.....78-79
1974	.....H	.....W	.....87-80
1975	.....A	.....L	.....87-105
1975	.....H	.....W	.....103-96
1976	.....H	.....W	.....70-63
1976	.....A	.....W	.....86-82
1977	.....A	.....L	.....61-84
1977	.....H	.....W +++	.....87-83
1978	.....A	.....L	.....63-74
1978	.....H	.....L	.....75-89
1979	.....A	.....L	.....55-84
1979	.....H	.....W	.....83-81
1980	.....A	.....L	.....61-62
1980	.....H	.....W	.....80-66
1981	.....H	.....W	.....63-62
1981	.....A	.....L	.....65-74
1982	.....A	.....L	.....58-68
1982	.....H	.....W	.....65-60
1983	.....A	.....L	.....66-86
1983	.....H	.....L	.....65-91
1984	.....H	.....W	.....81-74
1984	.....A	.....L	.....59-78
1985	.....H	.....L	.....68-77
1985	.....A	.....L	.....63-82
1986	.....A	.....L	.....81-83
1986	.....H	.....L	.....71-84
1987	.....H	.....L	.....78-81
1987	.....A	.....W	.....65-63
1988	.....H	.....W +	.....78-72
1988	.....A	.....W	.....71-69
1989	.....H	.....W +	.....69-64
1989	.....A	.....L	.....61-70
1990	.....H	.....L	.....61-64
1990	.....A	.....L	.....57-60
1991	.....A	.....L	.....50-65
1991	.....H	.....W +	.....84-78
1992	.....H	.....L	.....64-79
1992	.....A	.....L	.....61-76
1993	.....A	.....W	.....67-66
1993	.....H	.....W	.....65-62
1994	.....A	.....L	.....60-70
1994	.....H	.....W	.....87-62
1995	.....H	.....L	.....64-78
1995	.....A	.....L	.....72-97
1996	.....H	.....W	.....61-48
1996	.....A	.....W	.....73-52
1997	.....H	.....L	.....50-58
1997	.....A	.....L	.....49-68

### It Had Been A While

Since Dick Bennett's arrival in Madison, the Badgers have registered a number of accomplishments not seen at Wisconsin in many years. Here are a few:

- The '96-97 Badgers became the first team at Wisconsin to win 18 regular season games since 1915-16.
- Wisconsin's win over Indiana last season snapped a 31-game Badger losing streak to the Hoosiers.
- Bennett became the first UW coach to win his Big Ten debut (51-46 over Michigan in '96) since Walter Meanwell in 1912.
- Wisconsin earned a bid to the NCAA Tournament last season for only the second time in 50 years.
- The '97 squad was the first at the UW to win 11 Big Ten games since the '41 NCAA champions were 11-1 in conference play.
- Wisconsin's winning record in league play last season was its first since the 1974 team was 8-6 in Big Ten action.
- The Badgers have won more Big Ten games (19) over a two-year period than any Wisconsin teams since the 1941 and 1942 squads were 11-1 and 10-5, respectively, in back-to-back years.
- Wisconsin's win at Illinois on Feb. 3, 1996 was the school's first in Champaign since 1981.

+ - overtime period  
D - Detroit  
LA - Los Angeles

### Michigan State

.....  
UW TRAILS: 48-51  
At Madison: 35-18  
At East Lansing: 13-33

1942	.....H	.....W	.....58-36
1943	.....A	.....L	.....34-38
1943	.....A	.....W	.....55-34
1944	.....H	.....W	.....50-41
1944	.....H	.....W	.....42-31
1945	.....A	.....W	.....55-44
1945	.....H	.....L	.....39-50
1946	.....H	.....W	.....58-57
1946	.....A	.....L	.....56-66
1947	.....A	.....W	.....52-51
1948	.....H	.....L	.....39-43
1949	.....A	.....L	.....38-40
1950	.....H	.....W	.....53-41
1951	.....A	.....W	.....61-52
1951	.....H	.....L	.....50-52
1952	.....A	.....L	.....55-56
1952	.....H	.....W	.....69-53
1953	.....H	.....W	.....75-63
1953	.....H	.....W	.....74-52
1954	.....H	.....W	.....77-56
1955	.....A	.....L	.....63-90
1956	.....H	.....W	.....69-58
1956	.....A	.....L	.....68-78
1957	.....A	.....L	.....62-71
1957	.....H	.....W	.....70-65
1958	.....A	.....L	.....49-70
1958	.....H	.....L	.....65-72
1959	.....H	.....L	.....74-84
1959	.....A	.....L	.....63-87
1960	.....A	.....W +	.....88-82
1961	.....H	.....W	.....76-68

1967	.....LA	.....L	.....88-98
1967	.....H	.....W	.....98-90
1967	.....D	.....W	.....80-79
1968	.....H	.....W	.....77-75
1969	.....A	.....L	.....79-84
1970	.....H	.....W	.....84-74
1970	.....A	.....W	.....90-86
1971	.....H	.....L	.....89-90
1971	.....A	.....L	.....73-93
1972	.....A	.....L	.....70-93
1973	.....H	.....W	.....94-79
1974	.....A	.....L	.....75-83
1974	.....H	.....L	.....74-78
1975	.....A	.....L +	.....73-75
1975	.....H	.....W	.....70-68
1976	.....H	.....L	.....81-106
1976	.....A	.....L	.....86-107
1977	.....A	.....L	.....63-66
1977	.....H	.....L	.....64-69
1978	.....A	.....L	.....64-83
1978	.....H	.....L	.....66-68
1979	.....H	.....W	.....77-66
1979	.....A	.....W	.....66-65
1980	.....H	.....L +	.....69-73
1980	.....A	.....L	.....59-68
1981	.....H	.....L	.....67-74
1981	.....A	.....L	.....64-71
1982	.....A	.....W	.....65-63
1982	.....H	.....L	.....84-91
1983	.....A	.....L	.....57-62
1983	.....H	.....W	.....82-70

1922	.....H	.....W	.....27-12
1933	.....H	.....W	.....26-16
1934	.....H	.....L	.....22-23
1935	.....H	.....W +	.....23-21
1936	.....H	.....W	.....26-21
1937	.....H	.....W	.....22-17
1938	.....H	.....W	.....30-27
1939	.....H	.....W	.....39-37
1940	.....A	.....L	.....41-48
1946	.....H	.....L	.....48-59
1946	.....A	.....L	.....52-56
1947	.....A	.....W	.....58-48
1948	.....H	.....W	.....51-39
1950	.....A	.....W	.....66-47
1951	.....A	.....W	.....53-52
1951	.....H	.....W	.....35-29
1952	.....A	.....L	.....39-50
1952	.....H	.....L	.....55-57
1953	.....A	.....L	.....45-53
1953	.....H	.....W	.....58-51
1954	.....A	.....W	.....57-53
1954	.....H	.....W	.....79-56
1955	.....A	.....L	.....77-94
1955	.....H	.....L	.....70-73
1956	.....A	.....L	.....82-89
1957	.....H	.....L	.....62-78
1958	.....H	.....W	.....66-52
1958	.....A	.....L	.....59-93
1959	.....H	.....L	.....57-88
1959	.....A	.....L	.....73-93
1960	.....H	.....L	.....79-91

+ - overtime period



SERIES SCORES (CONT.)

Minnesota

UW TRAILS: 72-94  
 At Madison: 48-32  
 At Minneapolis: 24-62

1900	A	L	15-17
1901	A	L	15-42
1902	A	L	10-30
1903	A	L	11-33
1906	H	W	31-24
1906	A	L	10-16
1907	A	L	11-18
1907	H	W	31-20
1908	H	W	37-16
1908	A	W	34-14
1909	A	W	14-13
1909	H	W	37-14
1910	H	W	24-14
1910	A	L	9-16
1911	A	L	16-17
1911	H	L	13-21
1912	H	W	22-12
1912	A	W +	29-26
1913	A	W	19-11
1913	H	W	29-11
1914	H	W	28-7
1914	A	W	27-9
1915	A	W	23-20
1915	H	W	31-7
1916	H	W	31-11
1916	A	W	32-14
1917	A	L	25-33
1917	H	W	16-13
1918	A	W	18-17
1918	H	L	11-19
1919	A	L	11-38
1919	H	L	12-23
1920	H	W	28-12
1920	A	L	26-32
1921	A	L	21-22
1921	H	W	18-12
1922	H	L	15-17
1922	A	W	34-20
1923	A	W	24-12
1923	H	W	36-10
1925	A	L	14-16
1925	H	L	14-25
1926	H	W	36-24
1926	A	L	19-31
1928	A	W	35-26
1928	H	W	38-18
1929	A	W	29-21
1929	H	W	39-17
1931	A	L	26-28
1931	H	L	15-42
1932	A	L	17-43
1932	H	L	21-23
1934	A	W	31-30
1934	H	W	34-23
1935	H	W	38-31
1935	A	W	28-27
1937	H	L	32-37
1937	A	L	17-30
1938	H	W	35-28
1938	A	L	28-35
1939	A	L	32-34
1939	H	W	35-25
1940	H	W	36-34

1940	A	L	39-44
1941	A	L	27-44
1941	H	W	42-32
1942	A	W	49-47
1943	H	W	54-33
1943	A	L	34-48
1944	A	W	49-30
1944	H	W	50-33
1945	H	W	46-37
1945	A	L	50-54
1946	H	L	45-46
1946	A	L	57-58
1947	H	W	60-51
1947	A	L	55-58
1948	H	W	59-50
1948	A	L	41-46
1949	A	L	33-47
1949	A	W	45-43
1950	H	W	57-54
1950	A	W	60-54
1951	A	W	47-44
1952	H	L	47-54
1953	A	L	53-64
1953	H	W	76-74
1954	H	L	68-78
1954	A	L	73-78
1955	H	L	69-71
1955	A	W	78-72
1956	H	L	71-77
1957	A	L	53-85
1958	H	L	66-71
1958	A	L	63-71
1959	A	L	66-79
1959	H	L	50-69
1960	A	L	72-86
1961	H	W	83-75
1962	A	W	94-88
1962	H	L	90-92
1963	H	L	68-69
1963	A	L	48-72
1964	A	L	92-111
1964	H	L	96-105
1965	A	L	57-81
1965	H	L	91-101
1966	A	W	87-74
1967	H	W	85-75
1968	A	W	72-62
1968	H	W	94-82
1969	H	W	68-61
1969	A	W	69-63
1970	H	W	90-84
1971	A	L	98-104
1972	H	L	59-65
1972	A	L	73-76
1973	A	L	54-78
1973	H	L	64-81
1974	A	L +	63-64
1975	H	L	46-61
1975	A	L	58-65
1976	H	L	84-96
1976	A	L	74-98
1977	A	L %	64-82
1977	H	L %	61-64
1978	A	L	51-61
1978	H	L	55-64
1979	A	L	72-82
1979	H	L	72-74
1980	A	L +	76-82
1980	H	W	70-55
1981	A	L	60-76

1981	H	W +	60-58
1982	H	L	57-78
1982	A	L	60-71
1983	H	L	58-65
1983	A	L	71-78
1984	A	L	62-75
1984	H	L	67-68
1985	A	L	62-72
1985	H	W	65-61
1986	H	L	65-67
1986	A	W	70-64
1987	A	L	67-69
1987	H	W	69-52
1988	A	L	62-71
1988	H	W	81-70
1989	H	W	75-67
1989	A	L	58-59
1990	H	W	77-75
1990	A	L	67-68
1991	H	W	72-62
1991	A	L	70-80
1992	H	L	48-49
1992	A	L	57-76
1993	H	W	79-70
1993	A	L	71-85
1994	A	L	53-90
1994	H	L	78-109
1995	H	W	74-67
1995	A	L	70-78
1996	H	W +	73-65
1996	A	L	66-70
1997	A	L	48-65
1997	H	W	66-65

+ - overtime period  
 % - forfeited by UM

Montana

UW LEADS: 1-0  
 At Madison: 1-0

1966	H	W	76-72
------	---	---	-------

Nevada

UW LEADS: 2-0  
 At Madison: 1-0  
 At Honolulu: 1-0

1961	H	W	89-56
1980	N	W	86-61

Northwestern


UW LEADS: 89-56  
 At Madison: 52-20  
 At Evanston: 31-33  
 Neutral Sites: 6-3

1910	H	W	55-9
1910	A	W	39-11
1911	A	W	29-9
1911	H	W	23-11

1912	A	W	32-19
1912	H	W	46-11
1914	H	W	38-9
1914	A	W	33-26
1916	H	W	22-18
1916	A	W	24-21
1917	A	W +	29-21
1917	H	W	23-21
1918	A	L	17-33
1918	H	W	26-18
1919	H	L	15-20
1919	A	L	23-32
1921	A	L	12-13
1921	H	W	22-10
1922	A	W	21-9
1922	H	W	23-11
1923	A	W	21-10
1923	H	W	29-17
1924	A	W	25-10
1924	H	W	23-14
1926	H	W	35-27
1926	A	L	26-36
1927	A	W	28-18
1927	H	W	25-24
1929	H	W	37-23
1929	A	W	31-25
1930	A	L	14-23
1930	H	W	29-22
1932	A	L +	30-31
1932	H	L	24-28
1933	A	L	22-40
1933	H	L	28-30
1935	H	W	16-9
1935	A	L	31-36
1936	H	L	28-33
1936	A	L	26-49
1938	A	L	38-47
1938	H	L	23-27
1939	A	L	27-37
1940	H	L	44-47
1941	A	W +	48-46
1942	CS	W	49-46
1942	H	W	59-47
1943	CS	W	67-65
1943	H	L	54-56
1944	CS	L	38-60
1944	H	W ++	50-47
1945	H	L	37-52
1945	CS	W	44-43
1946	CS	L	34-56
1946	H	L	58-63
1947	H	W	45-44
1947	CS	W	54-42
1948	CS	W	68-62
1948	H	W	59-54
1949	CS	W	56-52
1949	H	W	57-46
1950	CS	W	66-59
1950	H	W	67-53
1951	H	W	68-56
1952	A	W	74-58
1953	A	W	78-56
1953	H	W	74-58
1954	H	W	64-47
1955	A	L	72-80
1956	A	W	79-55
1956	H	W	76-70
1957	A	L	54-75
1957	H	W	82-69
1958	A	L	65-82

SERIES SCORES (CONT.)

1959	H	L	82-86
1960	H	L	69-77
1960	A	L	59-73
1961	A	L	52-54
1961	H	W	75-61
1962	A	W	65-64
1963	H	W	78-65
1964	A	L	63-76
1964	H	L	64-72
1965	A	W +	93-87
1965	A	W	88-76
1966	A	L	65-76
1966	H	W	90-62
1967	H	W	110-94
1967	A	L	82-91
1968	A	L	75-77
1969	H	L	70-72
1970	A	L	75-82
1970	H	L	82-87
1971	H	W	87-72
1972	A	L	91-101
1972	H	L	82-90
1973	A	L	73-74
1974	H	W	87-53
1974	A	W	77-62
1975	A	L	66-69
1975	H	W	94-70
1976	A	L	60-62
1976	H	L	77-90
1977	H	W	61-60
1977	A	L	88-98
1978	H	L	85-93
1978	A	W	81-80
1979	H	W	95-82
1979	A	W	72-70
1980	H	W	75-66
1980	A	L	50-53
1981	A	L	48-50
1981	H	W	60-57
1982	H	L	55-61
1982	A	W	61-60
1983	H	W	49-45
1983	DP	L	57-64
1984	A	W +	61-60
1984	H	W	54-47
1985	A	W	52-51
1985	H	W	61-53
1986	H	W	57-52
1986	A	W	70-68
1987	A	W	62-57
1987	H	W	76-59
1988	H	W	80-59
1988	A	W	74-69
1989	A	W	59-58
1989	H	W	72-60
1990	A	L	85-87
1990	H	W	65-50
1991	A	W	74-57
1991	H	W	79-76
1992	H	W	69-67
1992	A	L	65-76
1993	H	W	101-87
1993	A	L	89-100
1994	H	L	71-75
1994	A	L	54-66
1995	H	W	97-73
1995	A	W	70-56
1996	A	L	52-62
1996	H	L	71-82
1997	H	W	65-53



David Shilko

1997 .....A .....W.....56-44

+ - overtime period  
 CS - Chicago Stadium  
 DP - DePaul Alumni Hall

**Ohio State**

.....  
**UW TRAILS:** 52-73  
**At Madison:** 36-27  
**At Columbus:** 16-46

1905	A	L	22-25
1913	H	W	22-11
1913	A	W	27-22
1915	A	W	26-17
1915	H	W	23-12
1917	A	W	30-22
1917	H	W	40-15
1920	H	W	31-27
1920	A	W	34-22
1921	A	W	40-21
1921	H	W	34-24
1924	A	L	13-27
1924	H	W	30-20
1925	H	L	20-27
1925	A	L	23-37
1927	H	W	25-16
1927	A	L	16-20
1928	A	W	30-13
1928	H	W	21-18
1930	A	W	32-25
1930	H	W	32-23

1931	A	L	19-29
1931	H	W	28-24
1933	H	L	30-31
1933	A	L	20-37
1934	H	W	42-23
1934	A	W	44-38
1936	A	L	23-44
1936	H	W	34-25
1937	H	L	22-28
1937	H	W +	35-33
1939	H	L	38-46
1940	A	L	35-41
1941	H	W	46-31
1942	H	W	49-39
1942	A	W	44-39
1945	A	L	36-40
1945	H	L	34-63
1947	H	L	56-57
1948	A	L	47-53
1949	H	L	54-57
1950	A	L	47-61
1951	A	W	74-67
1951	H	W	56-51
1952	H	W	58-51
1952	A	L	56-69
1953	H	W	64-51
1953	A	W	69-63
1954	A	W	79-73
1955	H	W	86-63
1956	A	L ++	98-100
1956	H	L	71-79
1957	H	L	64-67
1957	A	L	50-63
1958	H	W	67-64
1959	A	L	72-78

1960	H	L	69-106
1960	A	L	68-93
1961	H	L	68-100
1961	A	L	74-97
1962	H	W	86-67
1963	A	L	70-94
1964	H	L	85-101
1964	A	L	74-92
1965	A	L	86-98
1965	H	L	71-73
1966	A	L +	81-87
1967	H	L +	84-90
1968	A	L	64-86
1968	H	W	86-78
1969	A	L	69-84
1969	H	W	77-73
1970	H	L	86-98
1970	A	L	87-96
1971	A	L	69-83
1971	H	L	71-79
1972	A	L	69-79
1973	H	W	84-76
1974	H	W	69-64
1974	A	W	68-56
1975	H	L	67-69
1975	A	L	70-76
1976	H	W +	82-81
1976	A	W	91-79
1977	H	L	58-60
1977	A	L +	80-82
1978	A	L	61-77
1978	H	L	78-83
1979	A	L	71-82
1979	H	W	76-73
1980	A	W	72-71
1980	H	W	70-67
1981	A	L	67-71
1981	H	W	77-63
1982	A	L	59-67
1982	H	L	75-77
1983	A	L	69-82
1983	H	L	65-68
1984	H	L	74-85
1984	A	L	65-71
1985	A	L	88-99
1985	H	W	92-78
1986	H	L	61-78
1986	A	L	71-73
1987	A	L	66-81
1987	H	L	69-83
1988	H	W	64-63
1988	A	L	53-78
1989	A	L	70-73
1989	H	W	77-65
1990	A	L	53-68
1990	H	L	58-68
1991	A	L	60-92
1991	H	L	71-73
1992	A	L	72-86
1992	H	L	63-67
1993	H	W	76-67
1993	A	L	70-80
1994	H	W	69-55
1994	A	L	57-73
1995	A	W	81-59
1995	H	W	80-69
1996	A	L	55-63
1996	H	W	62-56
1997	A	L	42-60

+ - overtime period



SERIES SCORES (CONT.)

Oklahoma

UW TRAILS: 2-3  
At Madison: 1-2  
At Norman: 1-1

1943	.....H	.....W	.....48-37
1947	.....H	.....L	.....40-56
1948	.....A	.....L	.....49-75
1954	.....H	.....L	.....65-69
1955	.....A	.....W	.....77-66

Pacific

UW LEADS: 1-0  
At Madison: 1-0

1962	.....H	.....W	.....92-68
------	--------	--------	------------

Penn State

UW LEADS: 6-4  
At Madison: 3-2  
At University Park: 3-2

1993	.....A	.....W	.....75-68
1993	.....H	.....L	.....58-62
1994	.....A	.....W	.....71-56
1994	.....H	.....W	.....77-64
1995	.....H	.....L	.....67-78
1995	.....A	.....L	.....67-74
1996	.....A	.....L	.....50-79
1996	.....H	.....W	.....54-52
1997	.....H	.....W	.....64-45
1997	.....A	.....W	.....49-45

Purdue

UW TRAILS: 52-92  
At Madison: 37-35  
At West Lafayette: 15-57

1906	.....A	.....W	.....34-14
1906	.....H	.....W	.....31-15
1907	.....A	.....W	.....33-27
1907	.....H	.....W	.....37-10
1908	.....A	.....W	.....28-24
1908	.....H	.....W	.....34-13
1909	.....A	.....L	.....20-23
1909	.....H	.....W	.....29-6
1910	.....A	.....L	.....17-29
1910	.....H	.....W	.....38-14
1911	.....A	.....L	.....16-34
1911	.....H	.....W	.....45-17
1913	.....A	.....W	.....25-15
1913	.....H	.....W	.....22-19
1914	.....H	.....W +	.....25-20
1914	.....A	.....W	.....27-13
1915	.....A	.....W +	.....28-24
1915	.....H	.....W	.....26-21
1916	.....A	.....W	.....33-17
1916	.....H	.....W	.....35-22
1918	.....H	.....W	.....21-16

1918	.....A	.....W	.....24-18
1923	.....A	.....L	.....13-17
1923	.....H	.....W	.....20-19
1925	.....H	.....L	.....22-30
1925	.....A	.....L	.....26-32
1926	.....H	.....L	.....21-29
1926	.....A	.....L	.....31-32
1928	.....H	.....W	.....28-22
1928	.....A	.....L	.....15-31
1929	.....A	.....W	.....31-26
1929	.....H	.....W	.....27-24
1931	.....A	.....L	.....27-46
1931	.....H	.....L	.....17-24
1932	.....A	.....L	.....22-38
1932	.....H	.....L	.....21-28
1934	.....H	.....L	.....26-27
1934	.....A	.....L	.....25-37
1935	.....H	.....L	.....18-19
1935	.....A	.....L	.....24-43
1937	.....A	.....L	.....30-43
1937	.....H	.....W	.....46-43
1938	.....A	.....L	.....34-40
1938	.....H	.....L	.....39-46
1939	.....A	.....L	.....31-39
1939	.....H	.....W +	.....32-30
1940	.....A	.....L	.....36-49
1940	.....H	.....L +	.....45-48
1941	.....H	.....W +	.....48-42
1941	.....A	.....W	.....43-42
1942	.....A	.....L	.....34-40
1943	.....A	.....W	.....53-45
1944	.....H	.....L +	.....50-52
1945	.....A	.....L	.....34-45
1945	.....H	.....W	.....64-48
1946	.....H	.....L	.....49-53
1946	.....A	.....L	.....46-59
1947	.....A	.....W	.....72-60
1948	.....H	.....W	.....49-44
1949	.....A	.....L	.....48-53
1950	.....H	.....W	.....56-45
1951	.....A	.....L	.....46-62
1951	.....H	.....L	.....61-64
1952	.....H	.....L	.....64-79
1952	.....A	.....L	.....67-78
1953	.....A	.....L	.....59-65
1953	.....H	.....W	.....50-46
1954	.....H	.....W	.....66-57
1954	.....A	.....L	.....66-71
1955	.....A	.....L	.....63-75
1955	.....H	.....W	.....75-73
1956	.....H	.....L	.....66-78
1957	.....A	.....L	.....66-85
1958	.....A	.....L	.....47-62
1958	.....H	.....L	.....76-81
1959	.....A	.....L	.....61-84
1959	.....H	.....W	.....91-86
1960	.....A	.....L	.....69-99
1960	.....H	.....W	.....89-80
1961	.....A	.....L	.....58-69
1961	.....H	.....L	.....81-88
1962	.....H	.....W	.....89-86
1963	.....A	.....W	.....74-66
1964	.....H	.....W	.....81-80
1964	.....A	.....L	.....83-97
1965	.....H	.....W	.....76-66
1965	.....A	.....L	.....74-83
1966	.....H	.....W	.....69-68
1967	.....A	.....W	.....79-76
1968	.....A	.....L	.....79-99
1968	.....H	.....W	.....104-84

1969	.....H	.....L	.....80-86
1969	.....A	.....L	.....69-87
1970	.....A	.....L	.....74-90
1971	.....H	.....L	.....77-81
1972	.....A	.....W	.....84-65
1972	.....H	.....W	.....66-60
1973	.....A	.....L	.....59-66
1973	.....H	.....W	.....71-63
1974	.....A	.....L	.....80-107
1975	.....A	.....L	.....49-88
1975	.....H	.....L	.....64-69
1976	.....A	.....L	.....72-87
1976	.....H	.....L	.....74-85
1977	.....A	.....L	.....71-81
1977	.....H	.....W	.....76-74
1978	.....H	.....L	.....70-79
1978	.....A	.....L	.....78-87
1979	.....A	.....L	.....60-73
1979	.....H	.....L	.....48-54
1980	.....H	.....L +	.....60-73
1980	.....A	.....L	.....61-69
1981	.....H	.....L	.....69-71
1981	.....A	.....L	.....61-72
1982	.....A	.....L	.....67-81
1982	.....H	.....L	.....46-55
1983	.....H	.....L	.....64-80
1983	.....A	.....L	.....64-79
1984	.....A	.....L	.....65-84
1984	.....H	.....L	.....48-61
1985	.....H	.....L	.....68-72
1985	.....A	.....L	.....52-67
1986	.....A	.....L	.....73-100
1986	.....H	.....L	.....78-80
1987	.....H	.....L	.....48-57
1987	.....A	.....L	.....62-70
1988	.....A	.....L	.....62-86
1988	.....H	.....L	.....56-84
1989	.....H	.....L	.....62-68
1989	.....A	.....L	.....60-65
1990	.....H	.....L	.....54-56
1990	.....A	.....L	.....55-62
1991	.....H	.....W	.....66-44
1991	.....A	.....L	.....62-69
1992	.....H	.....W	.....79-69
1992	.....A	.....L	.....51-61
1993	.....A	.....L	.....60-76
1993	.....H	.....L ++	.....87-90
1994	.....H	.....W	.....75-69
1994	.....A	.....L	.....64-67
1995	.....A	.....L	.....56-66
1996	.....H	.....L	.....42-75
1997	.....A	.....L	.....52-60
1997	.....H	.....W	.....69-52

+ - overtime period

Stanford

UW TRAILS: 3-6  
At Madison: 2-3  
At Milwaukee: 1-0  
At Stanford: 0-3

1940	.....H	.....L	.....26-39
1956	.....A	.....L	.....53-65
1960	.....H	.....W	.....61-60
1975	.....H	.....L	.....67-89
1976	.....M	.....W	.....70-64
1977	.....A	.....L	.....66-70

1991	.....H	.....L	.....72-80
1994	.....H	.....W	.....80-73
1995	.....A	.....L	.....78-95

M - Milwaukee

Temple

UW LEADS: 2-1  
At Madison: 1-0  
At Philadelphia: 1-1

1968	.....QC	.....L	.....80-82
1996	.....H	.....W +	.....57-54
1997	.....A	.....W +	.....64-57

+ - overtime period  
QC - Quaker City Classic, Phila.

Toledo

TIED: 1-1  
At Madison: 1-0  
At Toledo: 0-1

1983	.....H	.....W	.....79-71
1984	.....A	.....L	.....60-73

Valparaiso

UW LEADS: 2-0  
At Madison: 2-0

1995	.....H	.....W	.....69-51
1996	.....H	.....W	.....90-73

UW-Milwaukee

UW LEADS: 13-1  
At Madison: 7-1  
At Milwaukee: 6-0

1902	.....A	.....W	.....37-18
1915	.....A	.....W	.....21-10
1916	.....A	.....W	.....51-12
1916	.....A	.....W	.....39-8
1919	.....A	.....W	.....39-18
1920	.....A	.....W	.....36-10
1974	.....H	.....W	.....73-46
1978	.....H	.....W	.....72-66
1979	.....H	.....W	.....74-55
1993	.....H	.....L	.....72-77
1994	.....H	.....W	.....106-84
1995	.....H	.....W	.....90-64
1996	.....H	.....W	.....94-63
1997	.....H	.....W	.....61-41

# SERIES RECORDS

Opponent	UW Record	Home	Away	Neut.
Air Force	2-0	1-0	1-0	0-0
Alabama	0-2	0-1	0-1	0-0
Alcorn State	1-0	1-0	0-0	0-0
Alumni	1-0	1-0	0-0	0-0
Arizona	1-1	0-0	0-1	1-0
Arkansas State	1-0	1-0	0-0	0-0
Armour Institute	2-0	0-0	2-0	0-0
Army	1-0	0-0	0-0	1-0
<b>BALL STATE</b>	<b>5-1</b>	<b>5-0</b>	<b>0-1</b>	<b>0-0</b>
Beloit	16-0	14-0	2-0	0-0
Bethune-Cookman	1-0	1-0	0-0	0-0
Boston College	3-2	0-0	0-0	3-2
Bowling Green State	2-1	2-0	0-1	0-0
Bradley	2-2	1-0	0-2	1-0
Brigham Young	1-0	1-0	0-0	0-0
Brown	2-0	2-0	0-0	0-0
Buckland Guards	0-1	0-0	0-1	0-0
<b>BUTLER</b>	<b>17-12</b>	<b>13-6</b>	<b>4-6</b>	<b>0-0</b>
California	2-5	1-0	0-3	1-2
California-Davis	1-0	1-0	0-0	0-0
Cal. State-Los Angeles	1-0	1-0	0-0	0-0
Camp Grant	2-1	1-1	1-0	0-0
Canisius	1-1	1-0	0-1	0-0
Carleton	5-1	5-1	0-0	0-0
Carroll	5-0	5-0	0-0	0-0
Chaminade	1-0	0-0	0-0	1-0
Charleston Southern	1-0	1-0	0-0	0-0
City College of New York	0-1	0-0	0-0	0-1
Central Connecticut State	1-0	1-0	0-0	0-0
Central Michigan	3-2	3-0	0-2	0-0
Chicago	47-21	27-7	20-14	0-0
Chicago YMCA	0-1	0-0	0-1	0-0
Cincinnati	1-5	0-2	0-2	1-1
Cleveland State	1-0	1-0	0-0	0-0
Coastal Carolina	1-0	1-0	0-0	0-0
Coe	1-0	1-0	0-0	0-0
Columbia	0-2	0-1	0-1	0-0
Co. C, Hudson	1-0	0-0	1-0	0-0
Co. E, Fond du Lac	1-1	0-0	1-1	0-0
Co. E, New York	0-1	0-0	0-1	0-0
Co. F, Oconto	1-0	0-0	1-0	0-0
Co. F, Portage	2-0	0-0	2-0	0-0
Co. G, Appleton	1-0	0-0	1-0	0-0
Co. G, Madison	1-0	1-0	0-0	0-0
Co. G, Sparta	1-0	0-0	1-0	0-0
Creighton	1-0	1-0	0-0	0-0
Dartmouth	3-1	2-0	1-1	0-0
Davidson	0-1	0-0	0-0	0-1
Dayton	1-0	0-0	0-0	1-0
Denver	2-0	2-0	0-0	0-0
DePaul	1-6	1-2	0-3	0-1
DePauw *	10-0	10-0	0-0	0-0
DePauw Pre-Flight	1-0	1-0	0-0	0-0
Detroit Mercy	2-0	2-0	0-0	0-0
Dubuque YMCA	1-0	0-0	1-0	0-0
Duluth YMCA	1-0	0-0	1-0	0-0
Duquesne	0-1	0-0	0-0	0-1
East Tennessee State	1-0	1-0	0-0	0-0
East Texas State	1-0	1-0	0-0	0-0
Eastern Illinois	4-1	4-0	0-1	0-0
Eastern Michigan	3-2	3-0	0-1	0-1
Fairfield	1-0	1-0	0-0	0-0
Ferris State	1-0	1-0	0-0	0-0
Florida	1-1	1-0	0-1	0-0

Opponent	UW Record	Home	Away	Neut.
Florida A&M	1-0	1-0	0-0	0-0
Florida State	1-0	1-0	0-0	0-0
Florida Tech	1-0	1-0	0-0	0-0
Fordham	1-0	0-0	0-0	1-0
Franklin College	2-3	2-3	0-0	0-0
<b>FRESNO STATE</b>	<b>0-1</b>	<b>0-0</b>	<b>0-0</b>	<b>0-1</b>
Georgetown	1-1	0-0	0-0	1-1
George Washington	0-1	0-0	0-1	0-0
Georgia	0-2	0-0	0-0	0-2
Georgia Tech	1-0	0-0	0-0	1-0
Gonzaga	2-0	1-0	0-0	1-0
Grambling	1-0	1-0	0-0	0-0
Great Lakes	2-11	1-6	1-5	0-0
Grinnell	3-0	2-0	1-0	0-0
Hamline	2-0	2-0	0-0	0-0
Hardin-Simmons	1-0	1-0	0-0	0-0
Harvard	1-0	0-0	0-0	1-0
Hawaii	1-0	0-0	0-0	1-0
Highland Park	1-0	0-0	1-0	0-0
Houston	1-1	1-0	0-1	0-0
Howard	1-0	1-0	0-0	0-0
<b>ILLINOIS</b>	<b>62-94</b>	<b>45-35</b>	<b>17-59</b>	<b>0-0</b>
Illinois-Chicago	0-1	0-1	0-0	0-0
<b>ILLINOIS STATE</b>	<b>0-1</b>	<b>0-1</b>	<b>0-0</b>	<b>0-0</b>
<b>INDIANA</b>	<b>47-86</b>	<b>27-39</b>	<b>20-47</b>	<b>0-0</b>
Indiana State	0-1	0-1	0-0	0-0
Institute AC	0-1	0-0	0-1	0-0
<b>IOWA</b>	<b>58-70</b>	<b>40-27</b>	<b>18-43</b>	<b>0-0</b>
Iowa Pre-Flight	1-0	1-0	0-0	0-0
Iowa State	3-5	3-1	0-3	0-1
Kansas	1-3	1-1	0-2	0-0
Kansas State	2-2	2-0	0-2	0-0
Kent	1-0	1-0	0-0	0-0
Kentucky	1-2	0-0	0-2	1-0
Kentucky State	3-0	3-0	0-0	0-0
Knox	3-0	3-0	0-0	0-0
La Crosse YMCA	1-0	1-0	0-0	0-0
Lake Forest	1-0	1-0	0-0	0-0
Lawrence	9-1	8-0	1-1	0-0
Lewis Institute	1-0	0-0	1-0	0-0
Lombard	3-0	3-0	0-0	0-0
Long Island	1-0	1-0	0-0	0-0
Louisiana State	3-0	1-0	1-0	1-0
Louisville	0-1	0-0	0-1	0-0
Loyola (IL)	9-7	7-3	2-4	0-0
Loyola (LA)	4-0	2-0	2-0	0-0
Loyola-Marymount	2-0	1-0	1-0	0-0
Maine	1-0	0-0	0-0	1-0
Manhattan	2-0	1-0	0-0	1-0
Manitowoc	1-0	0-0	1-0	0-0
<b>MARQUETTE</b>	<b>55-48</b>	<b>32-13</b>	<b>23-35</b>	<b>0-0</b>
Marshall	0-1	0-0	0-0	0-1
Maryland	2-0	1-0	1-0	0-0
Memphis	1-0	0-0	0-0	1-0
Menasha	1-0	0-0	1-0	0-0
Miami (FL)	2-0	1-0	1-0	0-0
Miami (OH)	1-0	1-0	0-0	0-0
<b>MICHIGAN</b>	<b>50-78</b>	<b>35-30</b>	<b>14-47</b>	<b>1-1</b>
<b>MICHIGAN STATE</b>	<b>48-51</b>	<b>35-18</b>	<b>13-33</b>	<b>0-0</b>
Michigan Tech	2-0	2-0	0-0	0-0
Milliken	1-0	1-0	0-0	0-0
Milton	1-0	1-0	0-0	0-0
Milwaukee AC	1-1	1-0	0-1	0-0
Milwaukee West HS	1-0	0-0	1-0	0-0



SERIES RECORDS (CONT.)

MISSION ACCOMPLISHED

One of Dick Bennett's goals when he took over as head coach at Wisconsin was to upgrade the Badgers' non-conference schedule. Consider that mission accomplished. Wisconsin will face at least six 1997 NCAA Tournament participants in its pre-Big Ten slate this season, along with '97 NIT entrants Fresno State and Nevada. The Badgers will take part in the '97 Big Island Invitational, which includes '97 NCAA qualifiers Oklahoma, Stanford, Valparaiso, Montana, Butler and Pacific.

Opponent	UW			
	Record	Home	Away	Neut.
<b>MINNESOTA</b>	<b>72-94</b>	<b>48-32</b>	<b>24-62</b>	<b>0-0</b>
Mississippi Valley State	1-0	1-0	0-0	0-0
Missouri	6-4	5-0	0-3	1-1
Monmouth	1-0	1-0	0-0	0-0
<b>MONTANA</b>	<b>1-0</b>	<b>1-0</b>	<b>0-0</b>	<b>0-0</b>
Morgan State	2-0	2-0	0-0	0-0
Navy	2-0	0-0	0-0	2-0
Nebraska	5-10	4-3	1-5	0-2
Nebraska-Omaha	1-0	1-0	0-0	0-0
Nebraska Wesleyan	2-0	1-0	0-0	1-0
<b>NEVADA</b>	<b>2-0</b>	<b>1-0</b>	<b>0-0</b>	<b>1-0</b>
Nevada-Las Vegas	0-1	0-0	0-1	0-0
New Mexico	2-0	0-0	2-0	0-0
New Orleans	1-0	1-0	0-0	0-0
North Carolina-Charlotte	1-0	0-0	1-0	0-0
North Carolina-Wilmington	1-0	1-0	0-0	0-0
North Central (IL)	2-0	2-0	0-0	0-0
North Dakota	4-0	4-0	0-0	0-0
North Dakota State	5-1	5-1	0-0	0-0
Northeastern Illinois	1-0	1-0	0-0	0-0
Northern Illinois	9-1	6-0	0-1	3-0
Northern Iowa	3-1	2-0	0-1	1-0
Northern Michigan	2-0	2-0	0-0	0-0
<b>NORTHWESTERN</b>	<b>89-56</b>	<b>52-20</b>	<b>31-33</b>	<b>6-3</b>
N'western College (WI)	1-0	0-0	1-0	0-0
Notre Dame	10-17	7-7	2-10	1-0
Oberlin	0-1	0-0	0-1	0-0
Ohio	5-2	3-1	1-1	1-0
<b>OHIO STATE</b>	<b>52-73</b>	<b>36-27</b>	<b>16-46</b>	<b>0-0</b>
<b>OKLAHOMA</b>	<b>2-3</b>	<b>1-2</b>	<b>1-1</b>	<b>0-0</b>
Oklahoma City	1-0	1-0	0-0	0-0
Oklahoma State	0-1	0-0	0-0	0-1
Oral Roberts	0-2	0-0	0-1	0-1
Oregon	3-2	1-0	1-0	1-2
Oregon State	1-2	1-1	0-0	0-1
Oshkosh YMCA	1-0	0-0	1-0	0-0
<b>PACIFIC</b>	<b>1-0</b>	<b>1-0</b>	<b>0-0</b>	<b>0-0</b>
Parsons	1-0	1-0	0-0	0-0
Pennsylvania	4-0	2-0	2-0	0-0
<b>PENN STATE</b>	<b>6-4</b>	<b>3-2</b>	<b>3-2</b>	<b>0-0</b>
Pittsburgh	10-5	7-2	2-2	1-1
Portland	2-1	1-0	1-1	0-0
Princeton	2-2	1-0	0-0	1-2
Providence	1-3	0-1	0-2	1-0
<b>PURDUE</b>	<b>52-92</b>	<b>37-35</b>	<b>15-57</b>	<b>0-0</b>
Rice	1-2	1-1	0-1	0-0
Ripon	19-1	13-0	5-1	1-0
Rochester	1-0	0-0	1-0	0-0
Rollins	2-0	2-0	0-0	0-0
Rutgers	1-0	0-0	0-0	0-1
St. Bonaventure	1-1	0-1	1-0	0-0
St. John's (NY)	2-0	1-0	1-0	0-0
St. Louis	2-2	2-1	0-1	0-0

Opponent	UW			
	Record	Home	Away	Neut.
St. Mary's (CA)	1-1	1-1	0-0	0-0
Sam Houston State	1-0	1-0	0-0	0-0
San Francisco State	2-0	2-0	0-0	0-0
San Jose State	1-0	1-0	0-0	0-0
Sharon AC	1-0	0-0	1-0	0-0
Sheboygan	2-0	0-0	2-0	0-0
Sheboygan YMCA	1-0	0-0	1-0	0-0
Sioux City YMCA	0-1	0-0	0-1	0-0
South Carolina	3-0	1-0	1-0	1-0
South Dakota	5-1	5-1	0-0	0-0
South Dakota State	2-0	2-0	0-0	0-0
South Florida	2-0	1-0	1-0	0-0
Southeast Missouri State	1-0	1-0	0-0	0-0
Southern California	1-2	1-0	0-2	0-0
Southern Illinois	1-3	1-1	0-2	0-0
SIU-Edwardsville	1-0	1-0	0-0	0-0
Southern Indiana	0-1	0-1	0-0	0-0
Southern Methodist	4-3	1-2	2-1	1-0
<b>STANFORD</b>	<b>3-6</b>	<b>2-3</b>	<b>0-3</b>	<b>1-0</b>
Sun Prairie	1-0	0-0	1-0	0-0
Syracuse	1-0	0-0	0-0	1-0
<b>TEMPLE</b>	<b>2-1</b>	<b>1-0</b>	<b>1-1</b>	<b>0-0</b>
Tennessee	0-1	0-0	0-0	0-1
Tennessee Tech	1-0	1-0	0-0	0-0
Texas	1-1	0-0	0-0	1-1
Texas A&M	1-0	0-0	0-0	1-0
Texas-Arlington	1-0	1-0	0-0	0-0
Texas-El Paso	1-0	1-0	0-0	0-0
Texas Southern	1-0	1-0	0-0	0-0
Texas Tech	2-0	1-0	1-0	0-0
<b>TOLEDO</b>	<b>1-1</b>	<b>1-0</b>	<b>0-1</b>	<b>0-0</b>
Tulane	1-3	1-1	0-2	0-0
Truax Field	1-0	0-0	1-0	0-0
Two Rivers AC	0-1	0-0	0-1	0-0
UCLA	2-4	1-1	1-2	0-1
Utah	1-1	0-0	0-1	1-0
Utah State	1-0	0-0	0-0	1-0
<b>VALPARAISO</b>	<b>2-0</b>	<b>2-0</b>	<b>0-0</b>	<b>0-0</b>
Villanova	0-1	0-0	0-0	0-1
Virginia	0-1	0-0	0-0	0-1
Wabash	3-0	3-0	0-0	0-0
Washburn	1-0	1-0	0-0	0-0
Washington	0-3	0-1	0-1	0-1
Wash. Continentals	0-1	0-0	0-1	0-0
Washington (MO)	4-0	3-0	1-0	0-0
Washington State	4-4	2-1	1-1	1-2
Wausau YMCA	1-0	0-0	1-0	0-0
Wayland Academy	2-0	0-0	2-0	0-0
West Virginia	2-1	1-0	1-0	0-1
Western Illinois	1-0	1-0	0-0	0-0
Western Kentucky	1-0	0-0	0-0	1-0
Western Michigan	1-0	1-0	0-0	0-0
Western Ontario	1-0	1-0	0-0	0-0
UW-Green Bay	5-0	5-0	0-0	0-0
UW-La Crosse	3-0	0-0	3-0	0-0
<b>UW-MILWAUKEE</b>	<b>13-1</b>	<b>7-1</b>	<b>6-0</b>	<b>0-0</b>
UW-Milwaukee Alumni	2-2	0-1	2-1	0-0
UW-Milwaukee "M" Club	2-0	0-0	2-0	0-0
UW-Oshkosh	2-0	0-0	2-0	0-0
UW-River Falls	2-0	2-0	0-0	0-0
UW-Stevens Point	1-1	0-0	1-1	0-0
UW-Stout	1-0	0-0	1-0	0-0
UW-Superior	1-0	0-0	1-0	0-0
Wright State	2-0	1-0	1-0	0-0
Wyoming	0-1	0-0	0-0	0-1
Xavier (OH)	1-0	0-0	1-0	0-0
Yale	3-1	1-0	0-0	2-1

\* Includes one tie game

'97-98 opponents in BOLD CAPS

# YEARLY SEASON RECORDS

Year	— Overall —			— Big Ten —				Home	Away	Neut.	Head Coach
	W	L	Pct.	W	L	Pct.	Pl.				
1898-99	0	3	.000	—	—	—	—	0-0	0-3	0-0	James Elsom
1899-00	1	1	.500	—	—	—	—	0-0	1-1	0-0	James Elsom
1900-01	1	1	.500	—	—	—	—	0-0	1-1	0-0	James Elsom
1901-02	7	3	.700	—	—	—	—	0-0	7-2	0-1	James Elsom
1902-03	5	2	.714	—	—	—	—	0-0	5-2	0-0	James Elsom
1903-04	11	4	.733	—	—	—	—	2-0	9-4	0-0	James Elsom
1904-05	10	8	.556	—	—	—	—	1-0	9-8	0-0	Emmett Angell
1905-06	12	2	.857	6	2	.750	2	6-0	6-2	0-0	Emmett Angell
1906-07	11	3	.786	6	2	.750	1t	7-1	4-2	0-0	Emmett Angell
1907-08	10	2	.833	7	1	.875	1t	7-1	3-1	0-0	Emmett Angell
1908-09	8	4	.667	5	4	.556	3	7-1	1-3	0-0	Haskell Noyes
1909-10	9	5	.643	7	5	.583	3	8-0	1-5	0-0	Haskell Noyes
1910-11	9	6	.600	6	6	.500	5	8-1	1-5	0-0	Haskell Noyes
1911-12	15	0	1.000	12	0	1.000	1	8-0	7-0	0-0	Walter Meanwell
1912-13	14	1	.933	11	1	.917	1	9-0	5-1	0-0	Walter Meanwell
1913-14	15	0	1.000	12	0	1.000	1	9-0	6-0	0-0	Walter Meanwell
1914-15	13	4	.765	8	4	.667	3	9-2	4-2	0-0	Walter Meanwell
1915-16	20	1	.952	11	1	.917	1	10-0	10-1	0-0	Walter Meanwell
1916-17	15	3	.833	9	3	.750	4	9-1	6-2	0-0	Walter Meanwell
1917-18	14	3	.824	9	3	.750	1	9-1	5-2	0-0	Guy Lowman
1918-19	5	11	.313	3	9	.250	10	1-6	4-5	0-0	Guy Lowman
1919-20	15	5	.750	7	5	.583	5	9-1	6-4	0-0	Guy Lowman
1920-21	13	4	.765	8	4	.667	1t	9-0	4-4	0-0	Walter Meanwell
1921-22	14	5	.737	8	4	.667	2t	8-3	6-2	0-0	Walter Meanwell
1922-23	12	3	.800	11	1	.917	1t	7-2	5-1	0-0	Walter Meanwell
1923-24*	11	5	.688	8	4	.667	1t	8-1	3-4	0-0	Walter Meanwell
1924-25	6	11	.353	3	9	.250	9	5-6	1-5	0-0	Walter Meanwell
1925-26	8	9	.471	4	8	.333	8t	6-4	2-5	0-0	Walter Meanwell
1926-27	10	7	.588	7	5	.583	4t	6-3	3-4	1-0	Walter Meanwell
1927-28	13	4	.765	9	3	.750	3t	9-2	4-2	0-0	Walter Meanwell
1928-29	15	2	.882	10	2	.833	1t	9-1	5-1	1-0	Walter Meanwell
1929-30	15	2	.882	8	2	.800	2	12-0	3-2	0-0	Walter Meanwell
1930-31	8	9	.471	4	8	.333	7t	7-3	1-6	0-0	Walter Meanwell
1931-32	8	10	.800	3	9	.250	8t	7-4	1-6	0-0	Walter Meanwell
1932-33	7	13	.350	4	8	.333	8	4-6	3-7	0-0	Walter Meanwell
1933-34	14	6	.700	8	4	.667	2t	10-2	4-4	0-0	Walter Meanwell
1934-35	15	5	.750	9	3	.750	1t	11-2	4-3	0-0	Harold Foster
1935-36	11	9	.550	4	8	.333	8	9-3	2-6	0-0	Harold Foster
1936-37	8	12	.400	3	9	.250	8t	7-4	1-8	0-0	Harold Foster
1937-38	10	10	.500	5	7	.417	7	8-3	2-7	0-0	Harold Foster
1938-39	10	10	.500	4	8	.333	7	8-3	2-7	0-0	Harold Foster
1939-40	5	15	.250	3	9	.250	9	4-6	1-8	0-1	Harold Foster
1940-41	20	3	.870	11	1	.917	1	11-1	6-2	3-0	Harold Foster
1941-42	14	7	.667	10	5	.667	2t	9-2	5-4	0-1	Harold Foster
1942-43	12	9	.571	6	6	.500	4t	7-4	4-5	1-0	Harold Foster
1943-44	12	9	.571	9	3	.750	2t	5-5	6-4	1-0	Harold Foster
1944-45	10	11	.476	4	8	.333	6t	6-5	3-6	1-0	Harold Foster
1945-46	4	17	.190	1	11	.083	9	4-7	0-10	0-0	Harold Foster
1946-47	16	6	.727	9	3	.750	1	9-2	6-4	1-0	Harold Foster
1947-48	12	8	.600	7	5	.583	3t	9-1	3-7	0-0	Harold Foster
1948-49	12	10	.545	5	7	.417	7	9-3	3-7	0-0	Harold Foster



## YEARLY SEASON RECORDS (CONT.)

Year	— Overall —			— Big Ten —				Home	Away	Neut.	Head Coach
	W	L	Pct.	W	L	Pct.	Pl.				
1949-50	17	5	.773	9	3	.750	2	10-1	6-4	1-0	Harold Foster
1950-51	10	12	.455	7	7	.500	4t	6-5	4-7	0-0	Harold Foster
1951-52	10	12	.455	5	9	.357	7	6-5	3-6	1-1	Harold Foster
1952-53	13	9	.591	10	8	.556	5	9-2	4-6	0-1	Harold Foster
1953-54	12	10	.545	6	8	.429	5t	7-4	5-6	0-0	Harold Foster
1954-55	10	12	.455	5	9	.357	6t	6-5	4-7	0-0	Harold Foster
1955-56	6	16	.273	4	10	.286	8t	3-8	3-8	0-0	Harold Foster
1956-57	5	17	.227	3	11	.214	9	4-7	1-10	0-0	Harold Foster
1957-58	8	14	.364	3	11	.214	10	5-6	3-7	0-1	Harold Foster
1958-59	3	19	.136	1	13	.071	10	3-8	0-10	0-1	Harold Foster
<hr/>											
1959-60	8	16	.333	4	10	.286	9	5-7	2-9	1-0	John Erickson
1960-61	7	17	.292	4	10	.286	8	6-4	1-11	0-2	John Erickson
1961-62	17	7	.708	10	4	.714	2	10-3	5-3	2-1	John Erickson
1962-63	14	10	.583	7	7	.500	6	8-5	5-5	1-0	John Erickson
1963-64	8	16	.333	2	12	.143	10	5-6	1-9	2-1	John Erickson
1964-65	9	13	.409	4	10	.286	8	5-5	3-7	1-1	John Erickson
1965-66	11	13	.458	6	8	.429	7	9-3	2-8	0-2	John Erickson
1966-67	13	11	.542	8	8	.500	4	7-4	2-6	4-1	John Erickson
1967-68	13	11	.542	7	7	.500	5	9-2	3-7	1-2	John Erickson
1968-69	11	13	.458	5	9	.357	8t	8-3	1-10	2-0	John Powless
<hr/>											
1969-70	10	14	.417	5	9	.357	6t	6-6	3-8	1-0	John Powless
1970-71	9	15	.375	4	10	.286	7t	7-5	1-10	1-0	John Powless
1971-72	13	11	.542	6	8	.429	5t	9-3	3-7	1-1	John Powless
1972-73	11	13	.458	5	9	.357	9	8-3	2-10	1-0	John Powless
1973-74	16	8	.667	8	6	.571	4t	11-2	4-6	1-0	John Powless
1974-75	8	18	.308	5	13	.278	8	8-7	0-9	0-2	John Powless
1975-76	10	16	.385	4	14	.222	9	7-7	2-9	1-0	John Powless
1976-77	11	16	.407	7	11	.389	7t	8-5	2-11	1-0	Bill Cofield
1977-78	8	19	.296	4	14	.222	9t	7-7	1-12	0-0	Bill Cofield
1978-79	12	15	.444	6	12	.333	8t	9-5	3-9	0-1	Bill Cofield
<hr/>											
1979-80	15	14	.517	7	11	.389	8	11-4	2-9	2-1	Bill Cofield
1980-81	11	16	.407	5	13	.278	9	9-6	2-9	0-1	Bill Cofield
1981-82	6	21	.222	3	15	.167	10	4-9	2-9	0-3	Bill Cofield
1982-83	8	20	.286	3	15	.167	10	7-8	0-11	1-1	Steve Yoder
1983-84	8	20	.286	4	14	.222	10	6-7	1-12	1-1	Steve Yoder
1984-85	14	14	.500	5	13	.278	9	10-5	2-9	2-0	Steve Yoder
1985-86	12	16	.429	4	14	.222	9	8-7	4-7	0-2	Steve Yoder
1986-87	14	17	.452	4	14	.222	8	8-7	4-9	2-1	Steve Yoder
1987-88	12	16	.429	6	12	.333	7	5-6	3-10	4-0	Steve Yoder
1988-89	18	12	.600	8	10	.444	6t	14-3	3-9	1-0	Steve Yoder
<hr/>											
1989-90	14	17	.452	4	14	.222	8t	8-6	2-9	4-2	Steve Yoder
1990-91	15	15	.500	8	10	.444	7	11-6	4-9	0-0	Steve Yoder
1991-92	13	18	.419	4	14	.222	9	11-6	1-10	1-2	Steve Yoder
1992-93	14	14	.500	7	11	.389	8t	11-6	3-8	0-0	Stu Jackson
1993-94	18	11	.621	8	10	.444	7	14-2	3-8	1-1	Stu Jackson
1994-95	13	14	.481	7	11	.389	9	11-4	2-10	0-0	Stan Van Gundy
1995-96	17	15	.531	8	10	.444	8	13-5	3-8	1-2	Dick Bennett
1996-97	18	10	.643	11	7	.611	4t	12-2	5-7	1-1	Dick Bennett

\* 1924 season includes one tie game

# YEARLY STATISTICS

Year	G	FG	FGA	PCT	3P	3PA	PCT	FT	FTA	PCT	REB	AVG	A	TO	BK	ST	PTS	AVG
1946-47	22	453	1590	.285	—	—	—	322	522	.617	—	—	—	—	—	—	1228	55.8
Opp.	22	445	1796	.248	—	—	—	276	481	.574	—	—	—	—	—	—	1166	53.0
1947-48	20	375	1407	.267	—	—	—	297	460	.646	—	—	—	—	—	—	1047	52.4
Opp.	20	404	1461	.277	—	—	—	260	430	.605	—	—	—	—	—	—	1068	53.4
1948-49	22	417	1499	.278	—	—	—	352	575	.612	—	—	—	—	—	—	1186	53.9
Opp.	Records Incomplete																	
1949-50	22	476	1631	.292	—	—	—	326	565	.577	—	—	—	—	—	—	1278	58.1
Opp.	22	463	1677	.276	—	—	—	231	393	.588	—	—	—	—	—	—	1157	52.6
1950-51	22	456	1502	.304	—	—	—	338	561	.603	1099	49.9	306	—	—	—	1250	56.8
Opp.	22	498	1710	.291	—	—	—	256	429	.598	—	—	—	—	—	—	1252	56.9
1951-52	22	450	1518	.296	—	—	—	380	574	.662	930	42.3	267	—	—	—	1280	58.1
Opp.	22	519	1595	.326	—	—	—	312	480	.650	919	41.8	247	—	—	—	1310	59.6
1952-53	22	486	1497	.326	—	—	—	473	717	.660	—	—	—	—	—	—	1447	65.8
Opp.	22	469	1562	.300	—	—	—	413	659	.627	—	—	—	—	—	—	1361	61.9
1953-54	22	504	1409	.358	—	—	—	486	695	.699	745	33.9	—	—	—	—	1494	67.9
Opp.	22	469	1522	.309	—	—	—	455	716	.635	—	—	—	—	—	—	1393	63.3
1954-55	22	541	1463	.370	—	—	—	495	693	.714	793	36.1	—	—	—	—	1577	71.7
Opp.	22	574	1492	.385	—	—	—	450	647	.695	737	33.5	—	—	—	—	1598	72.6
1955-56	22	550	1500	.367	—	—	—	430	653	.659	973	44.2	—	—	—	—	1530	69.5
Opp.	22	570	1505	.379	—	—	—	455	678	.671	928	42.2	—	—	—	—	1595	72.5
1956-57	22	510	1491	.342	—	—	—	296	501	.591	862	39.2	—	—	—	—	1316	59.8
Opp.	22	563	1526	.369	—	—	—	385	580	.664	982	44.6	—	—	—	—	1511	68.7
1957-58	22	555	1551	.358	—	—	—	272	434	.627	842	38.3	—	—	—	—	1382	62.8
Opp.	22	579	1600	.362	—	—	—	369	546	.676	957	43.5	—	—	—	—	1527	69.4
1958-59	22	523	1526	.343	—	—	—	330	579	.569	935	42.5	—	—	—	—	1376	62.6
Opp.	22	700	1637	.428	—	—	—	343	518	.662	1187	53.9	—	—	—	—	1743	79.2
1959-60	24	710	1723	.412	—	—	—	323	500	.646	1031	42.9	—	—	—	—	1743	72.6
Opp.	24	781	1810	.431	—	—	—	375	577	.649	1149	47.9	—	—	—	—	1935	80.6
1960-61	24	679	1753	.387	—	—	—	338	538	.628	1122	46.8	—	—	—	—	1696	70.7
Opp.	24	702	1727	.407	—	—	—	396	599	.661	1104	46.0	—	—	—	—	1800	75.0
1961-62	24	793	1812	.437	—	—	—	446	666	.670	1177	49.1	—	—	—	—	2032	84.7
Opp.	24	745	1801	.414	—	—	—	421	609	.692	1096	45.7	—	—	—	—	1911	79.6
1962-63	24	727	1652	.440	—	—	—	348	526	.662	1196	49.8	—	—	—	—	1802	75.1
Opp.	24	694	1805	.385	—	—	—	336	514	.654	1064	44.3	—	—	—	—	1720	71.7
1963-64	24	780	1915	.407	—	—	—	407	612	.665	1173	48.9	—	—	—	—	1967	81.9
Opp.	24	832	1839	.452	—	—	—	418	606	.690	1297	54.1	—	—	—	—	2082	86.8
1964-65	22	680	1587	.429	—	—	—	343	536	.640	969	44.1	—	—	—	—	1703	77.4
Opp.	22	673	1580	.426	—	—	—	410	565	.726	1082	49.2	—	—	—	—	1756	79.8
1965-66	24	725	1665	.435	—	—	—	398	588	.676	1075	44.8	—	—	—	—	1848	77.0
Opp.	24	745	1790	.416	—	—	—	426	599	.724	1152	48.0	—	—	—	—	1916	79.5
1966-67	24	753	1738	.433	—	—	—	457	658	.695	1207	50.3	—	—	—	—	1963	81.8
Opp.	24	772	1810	.427	—	—	—	415	638	.651	1217	50.7	—	—	—	—	1959	81.6
1967-68	24	750	1687	.445	—	—	—	422	632	.668	1136	47.3	—	—	—	—	1922	80.1
Opp.	24	732	1702	.430	—	—	—	411	563	.730	1085	45.2	—	—	—	—	1875	78.1
1968-69	24	633	1591	.398	—	—	—	424	617	.687	1091	45.5	—	—	—	—	1690	70.4
Opp.	24	608	1461	.416	—	—	—	476	688	.692	1079	44.9	—	—	—	—	1692	70.5
1969-70	24	707	1672	.423	—	—	—	429	609	.704	1142	47.6	—	—	—	—	1843	76.8
Opp.	24	727	1669	.436	—	—	—	483	687	.703	1118	46.6	—	—	—	—	1937	80.7
1970-71	24	792	1831	.433	—	—	—	463	658	.704	1268	52.8	—	—	—	—	2047	86.3
Opp.	24	805	1820	.442	—	—	—	417	600	.695	1164	48.5	—	—	—	—	2027	84.5



YEARLY STATISTICS (CONT.)

Year	G	FG	FGA	PCT	3P	3PA	PCT	FT	FTA	PCT	REB	AVG	A	TO	BK	ST	PTS	AVG
1971-72	24	747	1714	.436	—	—	—	427	613	.697	1160	48.3	—	—	—	—	1921	80.0
Opp.	24	664	1514	.439	—	—	—	446	685	.651	1082	45.1	—	—	—	—	1774	73.9
1972-73	24	740	1725	.429	—	—	—	326	487	.669	1245	51.9	—	—	—	—	1806	75.3
Opp.	24	732	1809	.405	—	—	—	332	494	.672	1140	47.5	—	—	—	—	1796	74.8
1973-74	24	766	1680	.456	—	—	—	295	422	.699	1169	48.7	378	—	—	—	1827	76.1
Opp.	24	653	1574	.415	—	—	—	270	391	.690	914	38.0	277	—	—	—	1576	65.7
1974-75	26	759	1818	.417	—	—	—	335	482	.695	1104	42.5	430	—	—	—	1853	71.3
Opp.	26	814	1711	.476	—	—	—	398	557	.715	1158	44.5	515	—	—	—	2026	77.9
1975-76	26	783	1808	.433	—	—	—	431	600	.718	1131	43.5	448	—	—	—	1997	76.8
Opp.	26	836	1825	.458	—	—	—	467	656	.712	1241	47.7	488	—	—	—	2139	82.3
1976-77	27	737	1738	.424	—	—	—	387	572	.677	1132	41.9	338	—	—	—	1861	68.9
Opp.	27	800	1758	.455	—	—	—	398	561	.709	1100	40.7	405	—	—	—	1998	74.0
1977-78	27	758	1735	.437	—	—	—	397	592	.671	1075	39.8	340	494	59	155	1913	70.9
Opp.	27	794	1618	.491	—	—	—	451	627	.719	1009	37.4	381	511	94	129	2039	75.5
1978-79	27	760	1728	.440	—	—	—	363	545	.666	1048	38.8	377	495	66	203	1883	69.7
Opp.	27	776	1604	.484	—	—	—	433	603	.718	993	36.8	427	528	112	147	1985	73.5
1979-80	29	783	1666	.470	—	—	—	457	638	.716	1062	36.6	380	513	65	151	2023	69.8
Opp.	29	749	1620	.462	—	—	—	413	578	.715	923	31.8	335	510	93	164	1911	65.9
1980-81	27	690	1498	.461	—	—	—	376	558	.667	898	32.9	339	455	64	151	1756	65.5
Opp.	27	718	1446	.498	—	—	—	410	587	.700	882	32.7	330	462	58	185	1846	68.9
1981-82	27	721	1664	.433	—	—	—	293	426	.688	911	33.8	351	450	83	154	1735	64.3
Opp.	27	768	1502	.511	—	—	—	452	645	.701	984	36.4	379	472	78	153	1988	73.7
1982-83	28	739	1678	.440	22	68	.324	314	433	.725	901	32.2	351	409	91	160	1813	64.8
Opp.	28	771	1571	.491	30	68	.441	421	593	.710	1025	36.6	381	451	112	157	1994	71.2
1983-84	28	743	1579	.471	—	—	—	413	545	.758	833	29.8	403	379	45	146	1899	66.0
Opp.	28	791	1447	.547	—	—	—	417	590	.707	855	30.5	459	433	77	178	1999	71.4
1984-85	28	803	1646	.488	—	—	—	361	496	.728	900	32.1	456	374	61	149	1967	70.3
Opp.	28	807	1659	.486	—	—	—	399	555	.719	965	34.5	426	392	60	162	2013	71.9
1985-86	28	814	1686	.483	—	—	—	368	502	.733	892	31.9	442	382	51	181	1996	71.3
Opp.	28	846	1637	.517	—	—	—	399	541	.738	947	33.8	412	418	74	169	2091	74.7
1986-87	31	813	1696	.479	160	358	.447	407	596	.683	982	31.7	506	482	83	185	2193	70.7
Opp.	31	846	1793	.472	87	233	.373	434	636	.682	1087	35.1	479	451	84	234	2213	71.4
1987-88	28	710	1539	.461	126	292	.432	387	569	.680	841	30.0	442	429	68	196	1933	69.0
Opp.	28	784	1585	.495	108	264	.409	408	560	.729	968	34.6	462	461	84	199	2084	74.4
1988-89	30	774	1546	.501	146	326	.448	406	606	.670	859	28.6	450	401	86	220	2100	70.0
Opp.	30	699	1503	.465	105	267	.393	438	606	.723	885	29.5	367	470	71	162	1941	64.7
1989-90	31	744	1558	.478	121	311	.408	416	642	.648	933	30.1	445	450	78	195	2031	65.5
Opp.	31	721	1591	.453	117	313	.374	445	622	.715	951	30.7	363	440	59	189	2004	64.6
1990-91	30	743	1476	.503	186	450	.413	451	661	.682	900	30.0	469	482	96	160	2123	70.8
Opp.	30	801	1701	.471	134	370	.362	358	517	.693	893	29.8	410	386	62	221	2094	69.8
1991-92	31	792	1689	.469	179	420	.426	463	682	.679	966	31.2	416	456	153	208	2226	71.8
Opp.	31	790	1697	.466	124	327	.379	503	689	.730	1036	33.4	417	493	101	217	2207	71.2
1992-93	28	793	1754	.452	219	570	.384	341	519	.676	910	32.5	408	414	90	214	2156	77.0
Opp.	28	755	1599	.472	104	315	.330	504	681	.740	1043	37.3	375	506	89	194	2118	75.6
1993-94	29	816	1755	.465	225	609	.369	402	599	.671	1090	37.6	472	449	135	201	2259	77.9
Opp.	29	736	1754	.420	156	466	.335	471	667	.706	1055	36.4	383	442	83	241	2099	72.4
1994-95	27	672	1611	.417	186	561	.332	440	687	.640	1062	39.3	343	448	103	172	1970	73.0
Opp.	27	661	1612	.410	140	441	.317	472	696	.678	1061	39.3	328	428	86	181	1934	71.6
1995-96	32	726	1672	.434	189	551	.343	473	680	.696	1071	33.5	415	486	91	201	2114	66.1
Opp.	32	733	1704	.430	199	564	.353	408	610	.669	1051	32.8	408	488	118	225	2073	64.8
1996-97	28	570	1391	.410	137	406	.337	377	569	.663	951	34.0	332	422	97	187	1654	59.1
Opp.	28	502	1329	.378	128	408	.314	416	612	.680	885	31.6	236	437	73	195	1548	55.3

# ALL-TIME COACHES

## James C. Elsom (1899-1904)

Record of 25-14 (.641) in six years at UW ... UW-Madison professor of physical education and physical therapy from 1894-1936 ... oversaw first Wisconsin teams as "coach" ... died in 1949.

## Emmett Angell (1905-08)

Record of 43-15 (.741) in four years at UW ... coached Chris Steinmetz, UW's first all-American in 1905 ... owns highest winning percentage of any Badger coach ... coached UW's first two conference titles (1907 and 1908) ... a driving force in establishing basketball at Wisconsin and in Western Conference (now the Big Ten).


## Haskell Noyes (1909-11)

Record of 26-15 (.634) in three years at UW ... guided Badgers to 23-2 homecourt record during his tenure.

## Walter Meanwell (1912-17; 21-34)

Record of 246-99 (.712) in 20 years at UW ... second-winningest coach in Badger history ... Badgers were 92-9 in his first six years, including one of school's two 20-win seasons in 1915-16 ... his 1911-12 and 1913-14 Badgers were both 15-0, the only two undefeated seasons in UW history ... coached two first-team all-Americans (George Levis and Bud Foster) ... a 1959 inductee into Naismith Memorial Basketball Hall of Fame ... coached Wisconsin to eight undisputed or shared Big Ten titles ... legendary coach credited with launching modern basketball's emphasis on finesse and offensive strategy ... his famous "criss-cross,

pivot and pass" offense utilized all five players and featured short passes, the revolutionary criss-cross and weave, pivot in motion and screens for the shooter ... known as the "Little Doctor", he held a medical degree from Maryland and Ph.D from Wisconsin ... practiced medicine in Madison until his death in 1953.



Walter Meanwell  
The "Little Doctor"

## Guy Lowman (1918-20)

Record of 34-19 (.642) in three years at UW ... coached UW to Big Ten title in his first season (1918) ... coached Badger football (1918) and baseball (1918, 1921-32) teams, as well ... directed UW Department of Physical Education for 26 years ... died in 1943.

## Harold "Bud" Foster (1935-59)

Record of 265-267 (.498) in 25 years at UW ... school's all-time winningest coach ... guided Badgers to school's first two NCAA Tournaments, including 1941 NCAA title ... coached three — Gene Englund, John Kotz and Don Rehfeldt — first-team all-Americans ... a 1964 inductee into Naismith Memorial Basketball Hall of Fame ... coached Badgers to one of school's two 20-win seasons in 1941 (team had season-ending 15-game winning streak) ... first-team all-America player in 1930.

## John Erickson (1960-68)

Record of 100-114 (.467) in nine years at UW ... fourth-winningest coach in Wisconsin history and ranks third in school annals in Big Ten wins (52) ... prior to 1997, his '62 squad was last at UW to win 10 Big Ten games ... his 1961-62 team's .708 (17-7) winning percentage is highest at Wisconsin in the last 47 years.

## John Powless (1969-76)

Record of 88-108 (.449) in eight years at UW ... prior to 1997, his '74 Badgers were school's last team to register a winning record (8-6) in conference play ... best season was 1973-74 when Badgers were 16-8 ... coached nine NBA draft choices at UW, most of any Badger coach ... has attained ranking as No. 1 tennis player in the world in singles and doubles for senior men 55 and older ... color commentator on Badger basketball TV broadcasts since 1989.



## ALL-TIME COACHES (CONT.)

### Bill Cofield (1977-82)

Record of 63-101 (.384) in six years at UW ... coached four (Wes Matthews and Joe Chernelich in 1980, and Claude Gregory and Larry Petty in 1981) Badgers who were NBA draft picks.

### Steve Yoder (1983-92)

Record of 128-165 (.437) in 10 years at UW ... third-winningest coach in school history ... also had third-longest tenure of any Wisconsin coach ... took Badgers to two NITs, including school's first postseason appearance (1989) since 1947 ... coached Badger stars Rick Olson, Danny Jones, Tracy Webster and Michael Finley.

### Stu Jackson (1993-94)

Record of 32-25 (.561) in two years at UW ... guided Badgers to school's first NCAA Tournament bid (1994) since 1947 ... became first Wisconsin coach to take teams to back-to-back postseason tournaments ... left Wisconsin in summer of 1994 for front office position with NBA's expansion Vancouver Grizzlies.

### Stan Van Gundy (1995)

Record of 13-14 (.481) in one year at UW ... named head coach in summer of 1994 after two years as assistant to Stu Jackson ... recruited and signed Sam Okey to play at UW ... now an assistant coach to Pat Riley with Miami Heat.

### Wisconsin Coaching Records

Coach	Seasons	Yrs.	— Overall —			— Big Ten —		
			W	L	Pct.	W	L	Pct.
James Elsom	1899-1904	6	25	14	.641	—	—	—
Emmett Angell	1905-08	4	43	15	.741	19	6	.760
Haskell Noyes	1909-11	3	26	15	.634	18	15	.545
Walter Meanwell	1912-17; 21-34	20	246	99	.712	158	80	.660
Guy Lowman	1918-20	3	34	19	.642	19	17	.528
Harold Foster	1935-59	25	265	267	.498	143	182	.440
John Erickson	1960-68	9	100	114	.467	52	74	.413
John Powless	1969-76	8	88	108	.449	42	78	.350
Bill Cofield	1977-82	6	63	101	.384	32	76	.296
Steve Yoder	1983-92	10	128	165	.437	50	130	.278
Stu Jackson	1993-94	2	32	25	.561	15	21	.417
Stan Van Gundy	1995	1	13	14	.481	7	11	.389
Dick Bennett	1996-97	2	35	25	.583	19	17	.528
<b>Totals</b>		<b>99</b>	<b>1098</b>	<b>981</b>	<b>.528</b>	<b>574</b>	<b>707</b>	<b>.448</b>

### BADGER ASSISTANT COACHES

1940-41 Fritz Wegner	1957-58 Fritz Wegner	1975-76 Dave VanderMeulen	1987-88 Brad McNulty
1941-42 Fritz Wegner	Al Hovland	Lamont Weaver	Ray McCallum
1942-43 Fritz Wegner	1958-59 Fritz Wegner	1976-77 Bo Ryan	Rod Zentner
Robert Alwin	John Erickson	Larry Reed	1988-89 Brad McNulty
1943-44 Fritz Wegner	1959-60 John Orr	Todd Landrum	Ray McCallum
1944-45 Fritz Wegner	Ron Nord	1977-78 Bo Ryan	Rod Zentner
1945-46 Fritz Wegner	1960-61 John Orr	Larry Reed	1989-90 Ray McCallum
Andy Smith	Ron Nord	Todd Landrum	John Williams
1946-47 Fritz Wegner	1961-62 John Orr	1978-79 Bo Ryan	Chuck Schramm
Ted Deppe	Ron Nord	Larry Reed	1990-91 Ray McCallum
1947-48 Fritz Wegner	1962-63 John Orr	Todd Landrum	John Williams
Art Rizzi	1963-64 Dave Brown	1979-80 Bo Ryan	Chuck Schramm
Kurt Grimm	John Powless	Larry Reed	1991-92 Ray McCallum
Bob Weigandt	1964-65 Dave Brown	Todd Landrum	John Williams
1948-49 Fritz Wegner	John Powless	1980-81 Bo Ryan	Chuck Schramm
Ray Patterson	1965-66 Dave Brown	Ken Johnson	1992-93 Ray McCallum
1949-50 Fritz Wegner	John Powless	Don Gosz	Stan Van Gundy
Bruce Fossum	1966-67 Dave Brown	1981-82 Bo Ryan	Sean Miller
1950-51 Fritz Wegner	John Powless	Ken Johnson	1993-94 Stan Van Gundy
Walt Lautenbach	1967-68 Dave Brown	Don Gosz	Bob Beyer
1951-52 Fritz Wegner	John Powless	1982-83 Rick Bowen	Tim Buckley
Art Rizzi	1968-69 Dave Brown	Brad McNulty	1994-95 Dave Bollwinkel
1952-53 Fritz Wegner	Bud Foster	Bo Ryan	Shawn Hood
Art Rizzi	Milt Bruhn	1983-84 Rick Bowen	Brian Hecker
1953-54 Fritz Wegner	1969-70 Dave Brown	Brad McNulty	1995-96 Brad Soderberg
Art Rizzi	Dave VanderMeulen	Bo Ryan	Shawn Hood
1954-55 Fritz Wegner	1970-71 Dave Brown	1984-85 Rick Bowen	Brian Hecker
Ab Nicholas	Dave VanderMeulen	Brad McNulty	1996-97 Brad Soderberg
Bob Cook	1971-72 Dave VanderMeulen	Ray McCallum	Shawn Hood
1955-56 Fritz Wegner	Ted Voigt	1985-86 Rick Bowen	Brian Hecker
Paul Morrow	1972-73 Dave VanderMeulen	Brad McNulty	
Silas Johnson	Ted Voigt	Ray McCallum	
1956-57 Fritz Wegner	1973-74 Dave VanderMeulen	1986-87 Brad McNulty	
Silas Johnson	Ted Voigt	Ray McCallum	
Tom Ward	1974-75 Dave VanderMeulen	Chris Benetti	
	Lamont Weaver		

# LETTERWINNERS

## A

.....

Adams, James, 1911  
 Adams, Lloyd, 1970  
 Affeldt, George, 1943  
 Alwin, Robert, 1940-41-42  
 Anderson, Dean, 1976  
 Anderson, Gary, 1972-73-74  
 Anderson, George, 1914  
 Anderson, Orrin, 1925  
 Anderson, Peter, 1951-52  
 Anderson, Walter, 1939-40  
 Andrews, Charles, 1926-27-28  
 Arthur, Frank, 1907  
 Aslakson, Charles, 1965  
**AURIANTAL, HENSSSY, 1996-97**

## B

.....

Bachman, Willis, 1945  
 Badura, Robert, 1955-56  
 Bailey, John, 1979-80-81-82  
 Bain, Frank, 1925  
 Barao, Thomas, 1970  
 Barlow, Millard, 1919  
 Barnard, Samuel, 1958  
 Barnes, Kenneth, 1964-65-66  
 Barnes, Robert, 1985  
 Barneson, Robert, 1958-59-60  
 Barnum, Rollie, 1925-26-27  
 Bartlett, Edwin, 1902-03  
 Barwig, Byron, 1923-24-25  
 Baumgarten, David, 1971  
 Behr, Louis, 1926-27-28  
 Bell, Byron, 1937-38-39  
 Bencriscutto, Fred, 1950-51  
 Bender, John, 1933  
 Bickelhaupt, William, 1910  
 Biggs, James, 1959-60-61  
 Birch, Albert, 1909-10-11  
 Birch, Frank, 1918  
 Bishop, Warren, 1900-01  
 Blackwell, Cory, 1982-83-84  
 Bloor, James, 1946  
 Bohen, James, 1963-64-65  
 Borland, Glenn, 1956-57-58  
 Bowers, Dale, 1949  
 Breitzkreutz, Emil, 1904-05  
 Brens, John, 1962-63-64  
 Brey, Peter, 1975-76-77  
 Brock, Harold, 1918  
 Brooks, Henry, 1925-26  
 Buechl, William, 1951  
 Bunke, Richard, 1945  
 Burdick, William, 1899-1900  
 Burington, Keith, 1968-69

**BURKEMPER, DAVID, 1996-97**  
 Burks, Frank, 1960  
 Bush, James, 1904-05-06

## C

.....

Cable, Richard, 1952-53-54-55  
**CALDERWOOD, TY, 1997**  
 Cannon, Patrick, 1971  
 Carl, Adam, 1993  
 Carlin, Michael, 1966-67-68  
 Carlin, Shawn, 1995-96  
 Carlson, George, 1918  
 Carpenter, Edward, 1952  
 Cary, David, 1983  
 Ceaser, Carl, 1920-21-22  
 Chandler, William, 1916-17-18  
 Chmielewski, Ed, 1929-30-31  
 Chrnelich, Joseph, 1977-78-79-80  
 Clinton, James, 1951-55  
 Clow, Fred, 1958-59-60  
 Colbert, Brian, 1975-76  
**COLEMAN, BOOKER, 1995-96-97**  
 Conger, Chris, 1993-94-95  
 Conlon, Dennis, 1970-71  
 Cook, Robert, 1946-47-48  
 Coyne, William, 1937

## D

.....

Dahlke, Charles, 1951-52  
 Daly, Michael, 1953-54  
 Dandridge, Greg, 1980-81-82-83  
**DAUGHERTY, SEAN, 1995-96-97**  
 Davis, Ernest, 1937-38  
 DeCremer, James, 1970-71  
 DeMark, Nick, 1934-35-36  
 DeMerit, John, 1957  
 Deppe, Ted, 1941  
 Dick, Donald, 1944  
 Diebold, Marshall, 1923-24-25  
 Dougan, Trevor, 1926  
 Douglass, Billy, 1989-90-91-92  
 Downs, Edward, 1943  
 Doyle, John, 1928-29  
 Drayton, Dwight, 1970  
**DUANY, DUANY, 1997**  
 Dupee, David, 1937-38-39  
 Dutrisac, Richard, 1959-61  
 Dykstra, Clarence, 1944

## E

.....

Ellenson, John, 1989-90-91  
 Ellerman, Raymond, 1928-29

Elsom, Kendall, 1923-24  
 Ely, Louis, 1991-92-93  
 Englund, Gene, 1939-40-41  
 Englund, Gene Jr., 1962  
 Epperson, Charles, 1940-41-42

## F

.....

Falk, Robert, 1975-76-77  
 Falls, Richard, 1947-48  
 Fanning, Willis, 1920  
 Fraber, Maurice, 1929-30  
 Farwell, Knight, 1924  
 Faurote, Gerald, 1976-77  
 Finley, Michael, 1992-93-94-95  
 Fleming, Sean, 1987  
 Floden, Tuve, 1915  
 Folz, Daniel, 1953-54-55-56  
 Fossum, Bruce, 1948-49  
 Foster, Harold, 1928-29-30  
 Franklin, Joseph, 1966-67-68  
 Frasor, Robert, 1970-71-72  
 Frey, Mannie, 1937-38  
 Fuller, Gordy, 1935-36-37

## G

.....

Gage, Leslie, 1922-23  
 Gaines, Arnold, 1977-78-79-80  
 Gallagher, John, 1939-40  
 Gallagher, Robert, 1944  
 Galle, Fred, 1927  
 Gardner, Thomas, 1966  
 Garrott, William, 1935  
 Gharrity, Martin, 1960  
 Gibson, Douglas, 1922-23-24  
 Gillespie, James, 1989  
 Godfrey, Roger, 1953-54  
 Goering, Vince, 1945  
 Golston, Carl, 1982  
 Good, Brian, 1989-90-91-92  
 Grams, David, 1963-64  
 Grant, Paul, 1997  
 Gregory, Claude, 1978-79-80-81  
 Gregory, James, 1977-78  
 Griffith, Rashard, 1994-95  
 Grimm, Kurt, 1944-45-46  
 Griswold, Harry, 1930-31-32  
 Gross, Raymond, 1957-58-59  
 Gustafson, Kenneth, 1964-65-66  
 Gwyn, Thomas, 1961-62-63

## H

.....

Haarlow, Robert, 1946-47-48-49



LETTERWINNERS (CONT.)

Haas, Mel, 1914-15-16  
 Hackbart, Dale, 1959  
 Hall, Jeremy, 1996  
 Hamann, Ray, 1933-34-35  
 Hardy, Emir, 1975  
 Harget, Edmund, 1926  
 Harper, Carl, 1912-13-14  
 Harper, Hugh, 1906-08-10  
 Harrell, Damon, 1990-91-92-93  
 Harris, Bob, 1937  
 Hastings, Daniel, 1978-79-80-81  
 Haukedahl, Stanley, 1937  
 Hearden, Donald, 1962-63-64  
 Heineman, Michael, 1984-85-86-87  
 Helmholtz, Henry, 1900-02  
 Hemming, Victor, 1917  
 Henderson, Dwight, 1912  
 Hendrickson, Eino, 1967-68-70  
 Henry, Albert, 1969-70  
 Herreid, Carl, 1952  
 Hertz, Gilman, 1943-47  
 Hippen, Jack, 1982-83-84-85  
 Hirschberg, Walter, 1899-1900-01  
 Hisle, Larry Jr., 1990-91  
 Holcomb, Douglas, 1947  
 Hollinger, Robert, 1945  
 Holt, Walter, 1957-58  
 Hoskins, Darnell, 1994-95  
 Hotchkiss, George, 1926-27-28  
 Howard, Leon, 1971-72-73  
 Hughbanks, Thomas, 1960-61-62  
 Hughes, Kerry, 1972-73-74  
 Hughes, Kim, 1972-73-74

J

.....  
 Jackson, Ronald, 1961-62  
 Jackson, Trent, 1986-87-88-89  
 Jacobson, Steve, 1982  
 Jefferson, Ivan, 1959  
 Jenkins, Robert, 1978-79-80  
 Johnsen, Jason, 1991-92-93-94  
 Johnson, Allen, 1912-13  
 Johnson, Bobbie, 1963-64  
 Johnson, Grant, 1991-92-93-94  
 Johnson, James, 1967-68-69  
 Johnson, Robb, 1966-67  
 Johnson, Robert, 1975-76  
 Johnson, William, 1944-45  
 Johnson, Silas Jr., 1951-52  
 Jones, Charles, 1935-36-37  
 Jones, Danny, 1987-88-89-90  
 Jorgensen, Richard, 1955-56

K

.....  
 Kelley, Brian, 1992-93-94-95  
 Kilbride, Andy, 1992-93-94-95  
 Knake, Robert, 1933-34  
 Knapp, Harold, 1918-19-20-21

Koehler, Dale, 1973-74-75-76  
 Korth, John, 1983  
 Kosolcharoen, Michael, 1996-97  
 Kotz, John, 1941-42-43  
 Kowalszyk, Henry, 1927-29  
 Kreklow, Mike, 1980-81  
 Krueger, Robert, 1943-47  
 Kuechenmeister, Hugo, 1914  
 Kulas, Brian, 1957-58-59

L

.....  
 Lange, E.O., 1914-15  
 Laszewski, Jay, 1983-84-85-86  
 Lautenbach, Walter, 1942-43-47  
 Leichtfuss, David, 1957  
 Lenheiser, Ray, 1941  
 Levis, George, 1915-16-17  
 Lindemann, Walter, 1908  
 Litzow, Robert, 1956-57-58  
 Locum, Tim, 1988-89-90-91  
 Lotzer, Mark, 1976  
 Luchsinger, Robert, 1973-74-75  
 Lynch, John, 1941-42

M

.....  
 Mack, Thomas, 1955-56  
 Mader, Robert, 1947-48-49-50  
 Maisel, Lawrence, 1918  
 Malinowski, Erik, 1996  
 Manwarring, Craig, 1972  
 Mapel, Charles, 1902  
 Markham, Marshall, 1949-50-51  
**MASON, SEAN, 1995-96**  
 Mathews, Eugene, 1945-46  
 Matthews, Wesley, 1978-79-80  
 Matthusen, Carl, 1929-30  
 Mayberry, Craig, 1969-70  
 McCallum, James, 1967-68  
 McCauley, Bruce, 1973-74-75  
 McConochie, Stewart, 1903-04  
 McCoy, Marcus, 1973-74-75  
 McDonald, Gilbert, 1933-34-35  
 McDuffie, Otto, 1992-93  
 McGee, Carlton, 1991-92-93  
 McIntosh, Charles, 1917  
 McIntosh, Clarence, 1919-23  
 Meiners, Matt, 1997  
 Menzel, Exner, 1946-47  
 Merkel, Ralph, 1925-26-27  
 Meyers, Paul, 1916-17  
 Miller, David, 1983-84  
 Miller, Fred, 1933  
 Miller, Godfrey, 1925  
 Miller, Lycan, 1927-28-29  
 Miller, Richard, 1954-55-56  
 Miller, William, 1967  
 Mills, David, 1959  
 Mills, Edward, 1943-47-48

Mitchell, Keith, 1979-80-81-82  
 Mitchell, Lee, 1935-36-37  
 Mitchell, Thomas, 1967-68-69  
 Molaski, Tom, 1986-87-88-89  
 Moore, Earl, 1948-49-50  
 Moore, Howard, 1993-94-95  
 Morenz, Paul, 1965-66  
 Morrow, J. Paul, 1952-53-54  
 Mueller, Curtis, 1954-55-56  
 Murray, Richard, 1959-60

N

.....  
 Nagle, Charles, 1967-68-69  
 Nelson, Douglas, 1930-31-32  
 Nelson, George, 1926-27-28  
 Neprud, Carl, 1912  
 Newburg, Mark, 1976-77-79-80  
 Nicholas, Albert, 1950-51-52  
 Nickoli, Robert, 1946  
 Niemuth, Wallace, 1946-48  
 Nord, Ronald, 1950  
 Nwachukwu, Osita, 1995-96

O

.....  
 Oaks, Leroy, 1932  
 O'Brien, Leland, 1944  
 Ockershauser, Karl, 1934  
**OKEY, SAM, 1996-97**  
 Oler, Lee, 1970-71-72  
 Olsen, Harold, 1915-16-17  
 Olson, Rick, 1983-84-85-86  
 O'Melia, Michael, 1962-63-64  
 Ostrom, Lonnie, 1961-62-63

P

.....  
 Page, Donald, 1949-50  
 Pamperin, John, 1958  
 Parker, John, 1954-55-56  
 Paterick, Timothy, 1973-75-76  
 Patterson, Donald, 1963  
 Patterson, Ray, 1942-43-44-45  
 Paul, John, 1929-30-31  
 Paust, Benjamin, 1904  
 Pearson, William, 1975-76-77-78  
 Pease, Harlow, 1919-20  
 Peters, Jay, 1991-92  
 Petersen, Jeff, 1992-93-94  
 Peterson, Mosezell, 1995-96-97  
 Petty, Larry, 1978-79-80-81  
 Phelps, Marion, 1912  
 Piacenza, Richard, 1973-74-76  
 Plondke, Scott, 1984  
 Ploss, John, 1982-83-84-85  
 Poker, Lawrence, 1947-48-49  
 Portmann, Kurt, 1987-88-89-90  
 Poser, John, 1930-31-32

LETTERWINNERS (CONT.)

Poser, Rolf, 1933-34-35  
 Potter, John, 1901-02-03  
 Powell, Howard, 1936-37-38  
 Powers, Edward, 1926  
 Powers, Robert, 1961  
 Preboski, Felix, 1934-35

Q

Quest, Matt, 1997

R

Radke, Steven, 1957-58  
 Rebholz, James, 1967  
 Rebholz, Russ, 1931  
 Reddick, Melvin, 1969  
 Rehfeldt, Donald, 1947-48-49-50  
 Rehm, Frederick, 1941-42-43  
 Reinhart, Roger, 1935-36  
 Remstad, Robert, 1951  
 Renfro, Dwayne, 1981  
 Rewey, Stanley, 1932  
 Richgels, Glen, 1971  
 Richter, Pat, 1961-62-63  
 Ripley, Rodney, 1984-85-86-87  
 Rippe, Russell, 1946-47-48  
 Rizzi, Arthur, 1946-47  
 Roberts, David, 1964-65-66  
 Roberts, Jalil, 1994  
 Robertson, Pollis, 1986-87-88-89  
 Robinson, Byron, 1988-89-90  
 Rogers, Douglas, 1946-47-48-49  
 Rogers, Harlan, 1906-07-08  
 Rogneby, James, 1957-58-59  
 Rohan, Patrick, 1971-72  
 Rooney, George, 1936-37-38  
 Rossin, Robert, 1959-60  
 Roth, Robert, 1941  
 Roth, Scott, 1982-83-84-85  
 Ruckel, Robert, 1946  
 Rudd, Allen, 1976  
 Rundell, John, 1938-39-40  
 Ryckman, Kenneth, 1932  
 Rysler, Albert Jr., 1944

S

Sands, Albert, 1913-14  
 Scheiwe, Edward, 1940-41-42  
 Schell, Jay, 1992  
 Schell, John, 1967-68-69  
 Schmitt, Gustav, 1904  
 Schneider, Fredric, 1948-49-50  
 Schneider, Harvey, 1930-31-32  
 Schoeneck, Thomas, 1965  
 Schofield, Harvey, 1902-03-04  
 Schrage, Warren, 1941-42  
 Schubring, Darin, 1986-87-88-89

Schuhmacher, Troy, 1997  
 Schwartz, John, 1950  
 Schwartz, Robert, 1939  
 Scott, Harlo, 1941-42  
 Scoville, Walter, 1910-11-12  
 Scribner, Charles, 1905-06-07  
 Selbo, Glen, 1944-47  
 Sellers, Brad, 1982-83  
 Serbiak, Robert, 1958-59  
 Severin, Max, 1903-04  
 Shafer, Adam, 1997  
 Sherrod, Clarence, 1969-70-71  
 Siebel, Kenneth, 1961-62-63  
 Siefert, Charles, 1952-53  
 Simms, Willie, 1989-90-91  
 Simpson, Eber, 1917-18  
 Smith, Desmond, 1944-45  
 Smith, James, 1979  
 Smith, James III, 1976-77-78  
 Smith, Jim, 1983  
 Smith, Robert, 1946  
 Smith, Shelton Jr., 1985-86-87  
 Smith, Thomas, 1933-34  
 Smith, William, 1976-77  
 Spika, Daniel, 1954  
 Spooner, A. Dwight, 1923-24  
 Stack, John, 1958-59  
 Stangel, Otto, 1912  
 Steen, Marvin, 1931-32  
 Stege, Edward, 1934-35-36  
 Steinhaus, Gregg, 1983-84-85-86  
 Steinmetz, Christian, 1902-03-04-05  
 Steinmetz, Christian R., 1931  
 Stelter, Keith, 1965  
 Stephens, Steven, 1957-58  
 Stoll, George, 1925-26-27  
 Stoltz, Oscar, 1914  
 Stover, Paul, 1898-1900-01  
 Stracka, Anthony, 1952-53-54  
 Strain, William, 1939-40-41  
 Strickler, Palmer, 1946  
 Sullivan, Robert, 1945  
 Sullivan, Robert, 1941-42-43  
 Sweeney, Dennis, 1965-66-67  
 Swenholt, Helmer, 1907-08-09  
 Swenson, Edwin, 1918  
 Sydnor, Raymond, 1977-78

T

Tapp, Rodney, 1987-88  
 Taylor, Warren, 1920-21-22  
 Tebell, Gustaf, 1921-22-23  
 Tenhopen, Elmer, 1927-28-29  
 Terwilliger, Emmett, 1935  
 Timmerman, Donald, 1940-41  
 Timmerman, Greg, 1993  
 Tompkins, Patrick, 1988-89-90-91  
 Tornowske, Russell, 1931

U

Ullwelling, John, 1960  
 Uphoff, Rodney, 1971

V

Vander Meulen, David, 1960-61  
 Van Dien, James, 1950-51  
 Van Gent, Eugene, 1912-13-14  
 Van Riper, John, 1911-12-13  
 Varney, F. Carleton, 1924-25  
 Voigt, Theodore, 1967-68-69  
**VRANEY, BRIAN, 1995-96-97**

W

Wackman, Ralph, 1924-25  
 Ward, Thomas, 1951-52-53  
 Watson, Gary, 1971  
 Weaver, LaMont, 1972-73-74  
 Weber, Jeffrey, 1984-85-86-87  
 Weber, Robert, 1953-54  
 Webster, Tracy, 1992-93-94  
 Wegner, Fred, 1934-35-36  
 Weigandt, Robert, 1937-38-39  
 Weisner, Ronald, 1952-53-54  
 Wendlund, Russell, 1944  
 Weston, Frank, 1919-20  
 Wickman, Ray, 1931-32-33  
 Wilhelm, Steve, 1972-73-74  
 Willey, Rob, 1986-88-89  
 Williams, John, 1921  
 Williams, Rolland, 1921-22-23  
 Winn, Harry Jr., 1964-65  
 Wise, John, 1946-49  
 Witt, William, 1908-09-10  
 Wittig, Robert, 1963  
 Woellaeger, Edwin, 1903  
 Worthman, Robert, 1949-50

Y

York, Claude, 1940  
 Young, Francis, 1960

Z

Zeiger, Richard, 1955-56  
 Zink, David, 1968-69-70  
 Zinkgraf, Gary, 1979-82  
 Zorn, Willis, 1945-48-49  
 Zubor, Mark, 1964-65-66  
 Zulfer, Anthony, 1918-19  
 Zuppke, Robert, 1904-05

Current players in **BOLD CAPS**







## 1997-98 Men's Basketball Schedule

### NOVEMBER

<b>5 Wed.</b>	<b>Foreign Team</b>	<b>7 p.m.</b>	
<b>10 Mon.</b>	<b>Athletes in Action</b>	<b>7 p.m.</b>	
<b>14 Fri.</b>	<b>Marquette</b>	<b>7 p.m.</b>	<b>ESPN Plus</b>
<b>18 Tues.</b>	<b>Illinois State</b>	<b>7 p.m.</b>	
24 Mon.	at Pepperdine	9 p.m.	
28 Fri.	vs. Pacific*	6:15 p.m.	
29 Sat.	vs. Butler or Oklahoma*	4 or 6:15 p.m.	
30 Sun.	TBA*	TBA	

### DECEMBER

<b>6 Sat.</b>	<b>Temple</b>	<b>3 p.m.</b>	<b>ESPN Plus</b>
<b>9 Tues.</b>	<b>Toledo</b>	<b>7 p.m.</b>	<b>ESPN Plus</b>
13 Sat.	at Ball State	Noon	
<b>20 Sat.</b>	<b>Coppin State</b>	<b>1 p.m.</b>	
<b>23 Tues.</b>	<b>Nevada</b>	<b>7 p.m.</b>	
27 Sat.	at Fresno State	9 p.m.	ESPN Plus
<b>31 Wed.</b>	<b>Michigan</b>	<b>7 p.m.</b>	<b>ESPN Plus</b>

### JANUARY

3 Sat.	at Ohio State	11:15 a.m.	ESPN Plus (R)
8 Thurs.	at Michigan State	6:30 p.m.	ESPN
<b>14 Wed.</b>	<b>Penn State</b>	<b>6 p.m.</b>	<b>ESPN2</b>
<b>17 Sat.</b>	<b>Northwestern</b>	<b>3:30 p.m.</b>	<b>ESPN Plus (R)</b>
21 Wed.	at Illinois	7 p.m.	ESPN Plus

<b>25 Sun.</b>	<b>Indiana</b>	<b>3 p.m.</b>	<b>CBS</b>
27 Tues.	at Minnesota	6:30 p.m.	ESPN
31 Sat.	at Purdue	7 p.m.	ESPN Plus

### FEBRUARY

<b>3 Tues.</b>	<b>Iowa</b>	<b>6:30 p.m.</b>	<b>ESPN</b>
<b>7 Sat.</b>	<b>Illinois</b>	<b>3 p.m.</b>	<b>ESPN Plus</b>
11 Wed.	at Northwestern	7 p.m.	ESPN Plus
14 Sat.	at Penn State	7 p.m.	ESPN Plus
<b>18 Wed.</b>	<b>UW-Milwaukee</b>	<b>7 p.m.</b>	<b>ESPN Plus</b>
<b>21 Sat.</b>	<b>Michigan State</b>	<b>1:30 p.m.</b>	<b>ESPN Plus (R)</b>
<b>25 Wed.</b>	<b>Ohio State</b>	<b>7 p.m.</b>	<b>ESPN Plus</b>
28 Sat.	at Michigan	TBA	ESPN Plus
OR			
Mar. 1 Sun.	at Michigan	1 p.m.	CBS

### MARCH

Mar. 5-8	Big Ten Tournament		
	United Center, Chicago		TBA

All times are Central  
 Home games in bold  
 ESPN Plus (local syndication)  
 ESPN Plus Regional (regional weekend syndication)  
 \*Big Island Invitational, Hilo, Hawaii